

1980 NCAA TRACK AND FIELD





ROUNDING THE CURVE—Villanova's Don Paige, the NCAA 800- and 1500-meter champ, is on his way to a 2:05.3 time in the 1,000 in Madison Square Garden's Millrose Games.

Contenders look to foreign athletes for leadership in Olympic year

by David Woods

Sports Writer, Champaign-Urbana News-Gazette

Who will be the Edwin Moses of 1980?

Who among the nation's collegiate track and field athletes will emerge from obscurity in this quadrennial year to become an Olympic champion?

No one can answer that, of course, just as no one in 1976 could know that Moses would come out of tiny Morehouse College to win an Olympic gold medal and set a world record in the 400-meter hurdles. Moses hadn't even won in his own NCAA Division III Outdoor Track Championships, falling down and thus failing to qualify for the Division I meet.

This year's National Collegiate Track and Field Championships at Texas will be an important pre-Olympic meet, not only for those hoping to make the U.S. team but also for foreign athletes attending college in the United States. And, as usual, most con-

tenders for the NCAA team title are depending not on some unknown Moses but on proven foreign athletes to lead them.

Even Southern California, which perhaps has never had so many Trojan horses, went out and recruited Joao de Oliveira of Brazil to bolster its bid for a 28th championships title. Oliveira holds the world record of 58-8¼ in the triple jump and has gone 27-5¼ in the long jump, the fourth-best distance in history.

The Trojans should make history this year with what is already being described as the greatest collegiate sprint corps ever. Besides Amateur Athletic Union and World Cup 100-meter champion James Sanford (10.07) and 1978 400-meter champ Billy Mullins (45.03), the Trojans return Kevin Williams (10.27) and Rod Bethany (46.15). They recruited 400-meter men

(Times and distances indicated in parentheses are best performances; they may or may not coincide with championship marks. For complete championship results, see page 35.)



the author

David Woods has covered the past five NCAA outdoor championships, the past five NCAA cross country meets, the NCAA indoor championships in 1977 and 1979, the Olympic trials in 1976 and the Amateur Athletic Union championships in '78 and '79. He was vice president of the Track and Field Writers of America in '79 and currently is on the TAFWA Awards Committee.

Woods began working for the Champaign-Urbana News-Gazette as a University of Illinois freshman in 1971, became full time in 1974 and graduated from Illinois in January 1975. He began by covering high school sports and now covers cross country and track almost exclusively while spending some time on the desk.

Bill Green (45.51) and Ron Williams (45.4), who set national high school and junior college records, respectively. Sanford, with 20.19 speed in the 200, began as a 400 man. His brother, freshman Michael Sanford, brings 21.00 speed and two California prep 200 titles to USC.

To go with Oliveira and the sprinters, USC has middle-distance man David Omwansa of Kenya in the 800 and 1,500 (1:45.9 and 3:39.5), jumper Kenny Hays (26-2¾) in the long jump, 52-9 in the triple jump) and pole vaulter Jerry Mulligan (17-4¾).

USC is not so awesome that others have no chance. Defending champion Texas-El Paso returns 48 of the 64 points it scored in last year's runaway victory and probably deserves to be the pre-meet favorite. Oregon, last year's No. 1 dual-meet team and champion of

the Pacific-10 Conference, might also be a contender but will be hurt by the absence of distance runners Rudy Chapa and Alberto Salazar. Both decided to skip the college track season and train for the Olympics.

Other serious contenders include UCLA, Villanova and Washington State.

Four improved teams from the South-Texas, Texas A&M, Houston and Louisiana State—have the necessary scoring potential to be among the top 10 in the nation.

UTEP's returning scorers are NCAA outdoor champion Jerome Deal in the 100 (10.19), 1978 champion Peter Lemashon in the 800 (1:45.7), James Rotich in the 5,000 (13:42.3), 1978 champ Michael Musyoki and 1979 champ Sulaiman Nyambui in the 10,000 (28:03.3 and 28:01.3, respectively) and hammer



THE AGONY AND THE ECSTASY—Kansas' Deon Hogan (right) seems to be enjoying the finish in the Big Eight Conference 100 more than teammate Kevin Newell. Hogan took first with a 10.49 time.

throwers Richard Olsen (236-10) and Thommie Sjolholm (219-6).

The Miners also have Commonwealth Games triple jump champ Keith Connor, who was injured most of last season, and shot putter Carlos Scott. Recruits include young Jamaican Bertland Cameron, fourth in the Pan Am 400, and Rhode Island hammer thrower Keith Bateson.

Oregon is strong even without Chapa and Salazar, boasting potential winners in pole vaulter Tom Hintnaus (17-8), shot putter Jeff Stover (65-4) and javelin thrower Reidar Lorentzen (278-1). The Ducks also have steeplechasers Ken Martin and Larry Hurst, 17-foot vaulter Jon Switzer and shot putter Vince Goldsmith. Helping to pick up the slack in the distances is California prep recruit Jeff Nelson, who broke Craig Virgin's national high school record in the two-mile.

UCLA can start with hurdler Greg Foster (13.22), who won the NCAA 200 last year (20.22). Jon Warner (17-6¼) and Anthony Curran (17-3) scored in the pole vault. U.S. Junior champion Eric Brown made the NCAA 100 finals, and Chip Benson triple jumped 53-7¼. The Bruins added junior college record holder Andre Phillips in the 400 hurdles (49.47), prep 800 record holder Jeff West (1:48.2), Junior high jump champ Lee Balkin (7-3¼) and Detroit prep hurdler Marcus Allen.

Villanova will have to run for it, because its point-scoring potential is almost all on the track. Defending champions Don Paige in the 800 and 1,500 (1:45.5, 3:37.4) and Sydney Maree in the 5,000 (13:20.7) are joined by 800 man Anthony Tufariello (1:46.4) and steeplechaser Amos Korir (8:23.2). Prize recruits include two Philadelphians, hurdler Rodney Wilson (13.94) and sprinter Carlton Young (10.39), plus California miler Paul Medvin (4:05.3). Field points could come from javelin thrower Joe Mitrovich (252-1).

Henry Rono didn't have the kind of

year in 1979 he had in 1978 when he set four world records, but he and Kenyan countrymen Samson Kimombwa and Joel Cheruiyot give Washington State the distance strength to make a run for the title. Kimombwa, who held the world 10,000 record until Rono broke it, was redshirted last season. The Cougars also have hammer throwers Paul Buxton (230-7) and Jim Jesernig (216-0) and can be expected to come up with more quality recruits.

Texas could score well before the home crowd, especially if Olympic sprinter Johnny "Lam" Jones returns after competing unattached for a year. The Longhorns have weight men Oskar Jakobsson and Robbie Robinson, javelin throwers Denes Pajtas and Gerald Lyons, 800 man Owen Hamilton, 400 man Ricky Faggett (44.9 relay split) and promising freshman sprinters from the football team.

Texas A&M has potential scorers in sprinter Curtis Dickey, the NCAA 100 runner-up in 1978 who was slowed by injury last year; 1979 runners-up Leslie Kerr (400 in 45.51) and Randy Hall (17-6 vaulter), and discus thrower Tim Scott (205-11).

Houston has sprinter Rich Edwards, 400 hurdler Charles Whigham, pole vaulter Brett Dames and prep long jump record holder Carl Lewis.

Willie Turner, ReVey Scott and Efreem Coley give Louisiana State strength in the sprints and relays as it attempts to overtake Southeastern Conference powers Auburn and Tennessee. The Tigers also have 26-foot long jumper Eugene McCain and hurdler Orlando McDaniel.

An event-by-event rundown:

100 METERS—After 1979 champ Deal and runner-up Sanford, top contenders are Dickey (10.11) and Georgia's Mel Lattany (10.16). Also returning are the fourth-, fifth-, sixth- and seventh-place finishers—Houston's Edwards, Tennessee's Mike Miller, Louisiana State's Turner and UCLA's Brown. Back after a year's absence are

Texas' Jones (10.23) and Florida State's Mike Roberson (10.11).

200 METERS—Injury struck down early season phenomenon James Mallard of Alabama, who clocked 20.07 last year. It will be difficult for him to win this year even if he's healthy, considering the likes of Sanford (20.19), defending champion Foster (20.20) and Olympian and AAU champion Dwayne Evans (20.22), who was red-shirted last year at Arizona State after transferring from Arizona. Others are Lattany, Edwards, Louisiana State's Scott and Coley, East Carolina's Otis Melvin and Kansas' Deon Hogan.

400 METERS—This event suddenly becomes much tougher with the USC trio of Mullins, Green and Ron Williams and UTEP's recruiting of Jamaican Cameron. Taking note should be defending NCAA and World Cup champ Kasheef Hassan of Oregon State and the Sudan. Hassan's 45.18 made him the first foreign athlete to win this event in 27 years. Returning placers include Texas A&M's Kerr, Florida State's Walter McCoy and Tennessee's Antone Blair. Another rising star is San Diego State sophomore Ed Daniels.

800 METERS—Assuming Paige won't double in an Olympic year, he might bypass the 800. If he does run it, he'll be up against Villanova teammate Tufariello, 1978 champ Lemashon, Prairie View A&M's Evans White (1:45.8), Southern California's Omwansa and 1979 runner-up Jack McIntosh of Western Michigan. Others are California sophomore Mike White, Nebraska's Scott Poehling, Missouri's Scott Clark and Virginia's Greg Canty.

1500 METERS—Paige could be challenged in this by teammate Maree, Omwansa or Nyambui (3:35.8). All three could opt for other races, but that would still leave 1979 runner-up Todd Harbour of Baylor (3:39.0). Other sub-3:40 men include New Mexico's Kipsubai Koskei (3:38.6) and St. John's Ross Donoghue (3:39.8).

STEEPLECHASE—With nine of the top 10 finishers back, including world record holder Rono (8:05.4), this event promises to have as much quality depth as any in the college ranks. Behind Rono are Korir, Richmond's Hillary Tuwei (8:23.7), Arizona's Thom Hunt (8:26.8), Tennessee's Sam James (8:30.3) and Wisconsin's Randy Jackson (8:30.7). Finishing seventh, ninth and 10th were Auburn's John Tuttle, Michigan's Dan Heikkinen and Georgetown's John Gregorek. Gregorek set a U.S. Junior record of 8:33.8. Just now eligible is Arizona's Harrison Koroso (8:33.6), who transferred from New Mexico.

5000 METERS—Barred from running internationally because of his South African citizenship, Maree is sure to take this race more seriously than will Olympic threats Rono (13:08.4) and Nyambui (13:12.3), the two fastest 5,000 men ever. The rest of the outclassed field includes the third-, fourth- and fifth-place finishers from last year—East Tennessee's Adrian Leek, UTEP's Rotich and Wisconsin's Jim Stintzi. Among the many poised for a possible breakthrough are Arkansas' Mark Muggleton, Rice's Mike Novelli, Western Kentucky's Larry Cuzort, Brigham Young's Doug Padilla, Cal Poly-San Luis Obispo's Jim Schankel, Penn State's Alan Scharsu and Auburn's Tom Graves.

10,000 METERS—Washington State's Rono, Kimombwa and Cheruiyot could meet the duo that gave UTEP its one-two sweep last year—Nyambui and Musyoki. Others are Wyoming's Joseph Nzau and Simon Kilili, Western Kentucky's Dave Murphy, Providence's Dan Dillon and Schankel.

110-METER HIGH HURDLES—After suffering the ignominy of falling down in the two fastest hurdle races ever, Foster will try again. Maryland's Renaldo Nehemiah set a world record of 13.00 on Foster's home track at UCLA in May and ran a wind-aided

12.91 in the NCAA championships a month later. Foster fell each time, but he is the man to beat Nehemiah if anyone can. Joining the chase will be four-time junior college champ Kerry Bethel (13.39), now at Fairleigh Dick-

inson-Teaneck. Also back is West Virginia's Garnet Edwards (13.48), 1979 runner-up Dan Oliver of Ohio State (13.55) and Missouri's Dan Lavitt (13.69).

400-METER INTERMEDIATE



HELPING HAND—Southern Cal's top two runners, Billy Mullins (left) and James Sanford, will return in 1980 after helping the Trojans win the NCAA 400-meter relay for the third straight year.

HURDLES—The top five from last year completed their eligibility, so this event has a new look. The top returnee, Karl Williams of Virginia, ran 50.24. The only sub-50-second men are UCLA recruit Phillips and Houston's Whigham. The decision of West Virginia's Edwards to try this event could have an influence.

HIGH JUMP—All six placers return and more than a dozen collegians have jumped 7-3, so World Cup champ Franklin Jacobs of Fairleigh Dickinson-Teaneck will have to be "on" to regain the title he lost last year. He holds the American indoor record of 7-7/4. The two most likely to beat him are 7-5½ jumpers Nat Page of Missouri, the defending champion, and James Frazier of Arizona. A couple of 7-5 jumpers, Gail Olson of Illinois and Mike Winsor of Central Michigan, have had injury problems. Placers last year besides Page, Frazier and Olson were Jeff Woodard of Alabama, indoor champ Jim Pringle of Florida and Mike Lattany of Michigan.

LONG JUMP—Brazilian Oliveira and Houston frosh Lewis are the ones to watch. Oliveira has gone 27-5¼, Lewis 26-8. Another good one is LSU's McCain.

POLE VAULT—Six of the top seven return, including defending champion Paul Pilla (17-10½), who followed in the Arkansas State tradition begun by Earl Bell. Also back is runner-up Hall, third-place Warner, 1978 runner-up Hintnaus and two-time Junior champion Jeff Buckingham of Kansas (17-9). Others are Cal Poly-SLO's Tim McDonald, USC's Mulligan, UCLA's Curran and San Diego State's Bill Halverson.

SHOT PUT—This is almost certain to be the only event in which a teen-age freshman is favored—Michael Carter of Southern Methodist. His world junior record of 67-9 and his amazing 81-3½ with the 12-pound shot make him far superior to all but Oregon's Stover (65-4). Other 1980 contenders are

Texas' Jakobsson and Robinson, Oregon's Goldsmith, UTEP's Scott and Iowa State's John Scheetz.

DISCUS—The only 200-footers are Texas A&M's Scott (205-11), Oregon State's Tim Fox (202-3) and Jakobsson (201-5). Fox was third in the NCAA last year, but neither of the other two placed. Those near 200 feet include Penn State's Gary Williky, Kentucky's Pat McCulla, Florida's Dock Luckie and SMU's Rob Gray.

JAVELIN THROW—Norwegian Lorentzen of Oregon, despite his failure to place last year, is the class of the field. The second- and third-place finishers are also back—Mike Juskus of Division III Glassboro State (260-2) and Jari Keihas of Brigham Young (257-0). Army's Steve Kreider threw 264-1 and Texas' Pajtas 259-11.

TRIPLE JUMP—Indoor champ Robert Cannon of Indiana (54-8¼) would be the favorite without the presence of Oliveira. Others include UTEP's Connor, Dave Mobley of Western Kentucky, UCLA's Benson and two-time Junior champion Sanya Owolabi of Kansas.

HAMMER THROW—For the first time in five years, this event will not be won by Scott Neilson, who graduated. The Canadian representing Washington made NCAA history with his four successive victories. Most likely to succeed him is UTEP's Olsen. UTEP and Washington State will duel in this one. UTEP also has Sjolholm, and Washington State has Buxton and Jesernig. Eastern prestige will be upheld by Brown's Tim Bruno, Harvard's Tom Lenz and Dartmouth's Sean O'Keefe.

DECATHLON—Two-time NCAA champion and Pan Am silver medalist Tito Steiner of Brigham Young, the collegiate record holder with 8,125 points, has no peer among collegians. Weber State's Jeff Swanger, California's Dave Steen, St. John's Joe Schneider and Brigham Young's Esa Jokinen were third, fifth, sixth and seventh, respectively, last year.

Teen-agers expected to leave mark

by David Woods

World-class track and field athletes enroll at NCAA institutions every year—except usually they're in their mid-20s and come from a country such as Kenya, Tanzania, Nigeria, Jamaica, Canada, England, Finland or Sweden.

In 1980, however, at least three American teen-agers will enter NCAA track and field competition after having already established themselves as world-class athletes. They are shot putter Michael Carter of Southern Methodist, quarter miler Bill Green of Southern California and long jumper Carl Lewis of Houston.

Carter, from Thomas Jefferson High in Dallas, raised the national high school record in the shot put by nine feet, to an unheard-of 81-3½. He set a world junior record of 67-9 with the 16-pound shot and must be considered a strong medal candidate in the Moscow Olympics—if football doesn't interfere.

The 6-1, 250-pound Carter is modest and reserved. He was recruited by SMU for football, his first love. Track,

he has said, is "a good way to fill time between football seasons." Although he once considered concentrating on the shot in this Olympic year, he did report for football at SMU. Coach Ron Meyer calls him "the best freshman defensive lineman I've ever seen."

He will almost certainly be the best freshman shot putter anyone has ever seen. His quickness made him one of the world's best last year, despite the fact that he is considered "weak" (he bench presses 350 pounds; many world-class shot putters press 500).

Green has already won a gold medal in international competition, running the second leg for the winning U.S. 1,600-meter relay team at last summer's World Cup II in Montreal.

Green, from Palo Alto, California, was the state 100-yard dash champion but was disqualified in his specialty, the 440. That disqualification didn't deter him, though, as he went on to finish third in the AAU 400 meters with a prep record of 45.51. He followed that with a series of fast times in Europe,

Division I Roundup

(Roundups were compiled from information received as of press time.)

DISTRICT 1 (EAST)

BOSTON COLLEGE: Eagles' depth will be greatly improved with addition of 20 freshmen. Have high hopes for great indoor performance with abundance of middle distance runners (Mike Mullen, best time of 1:52.9 in 800, and Tom Horton, 2:10.0 in 1,000, 1:51.0 in 800, 3:51.0 in 1,500) and outstanding high jumpers Ignatius MacLellan (6-10), Rob Lanney (6-10). Will be competing in new Big East Conference. 1979 finish: Fourth in Greater Boston championships. Coach: Jack McDonald.

BOSTON UNIVERSITY: Terriers expect to defend three local championships, move

from sixth to third in outdoor IC4As. Won Yankee, New England, Greater Boston championships in '79 and return 26 from that team, including Bob Danville (46.32 in 400, 50.44 in 400-meter hurdles), John Wilson (3:45.1 in 1,500), Jeru Adu (52-3½ in triple jump). Coach: David Hemery.

BROWN: Bruins' success will depend on very talented newcomers. Strength is in weight events with hammer thrower Tim Bruno (NCAA qualifier with 208, outdoor Heptagonal champ), shot putter John Sinnott (54-4½). Mile, two-mile relays should be strong with Maurice Chapman (47.4) and Hal Solomon (47.8). 1979 finish: Seventh in outdoor Heptagonals, eighth in

including one victory over Pan American Games champion Tony Darden, and the World Cup gold medal.

Lewis, of Willingboro, New Jersey, set a prep long jump record of 26-6 before finishing second to World Cup champion Larry Myricks at the AAU meet. Lewis, too, followed that up with more, winning bronze medals in the Pan Am Games at San Juan and the Spartakiade at Moscow. At San Juan, he increased his prep record of 26-8.

Carter, Green and Lewis have demonstrated the consistency of excellence that sets them apart from their fellow freshmen, but at least five other American teens could have an immediate impact:

Lee Balkin, UCLA (Glendale, California). He high jumped 7-3/4 to become the No. 2 prep athlete of all time. He also jumped 7-3 to beat the prep record holder, Gail Olson of Illinois, in the AAU Junior meet.

Vince Draddy, Virginia (New Rochelle, New York). He ran the mile in

4:05.4 and the 1,500 meters in 3:44.6, making him the No. 3 prep athlete behind Jim Ryun and Matt Centrowitz. He also won a dual meet against the Russian Juniors.

Jeff Nelson, Oregon (Burbank, California). He broke Craig Virgin's prep two-mile record with a time of 8:36.3 and finished fourth in the World Junior cross country meet. It was a successful comeback from a junior season plagued by a sore back, aching knee, bronchitis and stress fracture.

Jeff West, UCLA (Los Angeles). After losing to Los Angeles city rival David Mack in the California state meet, he broke the prep 800-meter record with a time of 1:48.2 and later equaled his own record.

Rodney Wilson, Villanova (Philadelphia). He defeated all the college freshmen to win the Junior title in the 110-meter hurdles, and his time of 13.94 over the 42-inch barriers came within .05 of Rinaldo Nehemiah's prep record.

Greater Boston championships; fifth in indoor and outdoor Heptagonals. Coach: Bill McCurdy.

HOLY CROSS: NCAA indoor qualifier Paul Corcoran (2:10.3 in the 1,000) returns, may go to the mile this year. Crusaders lack depth and an outstanding front runner in cross country. In outdoor championships, Corcoran and hammer thrower George Durgin (175-0) should lead squad. 1979 finish: 11th in New England championships. Coach: James Kavanagh.

MAINE: Good recruits should help overcome big graduation losses. Black Bears will be strong in sprints, weights, high jump. Bill Pike returns in two-mile after running 10,000 in 30:04.0. 1979 finish: Fifth in Yankee. Coach: Edmund Styrna.

MASSACHUSETTS: Minutemen ran two-mile relay in 7:35.8, distance medley relay in 9:53.0 in '79. Twenty-two lettermen return, including high jumper Don Dowden (6-10), Bill Devarney (10.7 in 100), John Kelley (1:50.8 in 800). 1979 finish: Third in Yankee. Coach: Ken O'Brien.

NEW HAMPSHIRE: Wildcats should be

considerably deeper, better overall. Weight man Alex Miller (189 in hammer), distance man Guy Stearns (4:00.0 in 1,500) lead 17 returning lettermen and good group of incoming freshmen. 1979 finish: Fifth in Yankee. Coach: John Copeland.

NORTHEASTERN: Huskies will depend heavily on freshmen in hurdles, where graduation hurt, and on recovery of Steve Schultz, Mike Ferarri. Tom Mortimer returns as New England's top miler (4:04.8). Ron Melkonian returns as New England record holder with 182-9 discus throw. 1979 finish: First in Greater Boston, New England indoor championships, second in both outdoors; fourth in IC4A indoor, eighth in outdoor. Coach: Irwin Cohen.

RHODE ISLAND: Rams should have finest one-two punch in pole vault in New England history with Bill Hartley (16-9, best outdoor mark ever in New England) and Mark Strawderman (16-8 3/4, '79 Yankee Conference outdoor champ). Should be strong in field events with Kent Bolster's 158-11 discus throw (all-time Rhode Island record) and in some middle distances. Record-setting 1,600 relay team (3:15.9) returns intact; returnee Daryl Roberts holds school record in 400 with 49.3. 1979 finish: Fourth in Yankee. Coach: Bill Falk.

VERMONT: Catamounts face a general lack of depth with a few strong individuals. Thirteen lettermen return, including decathlete Charles Claudio (fourth in New England championships with 6,388) and Joseph McClallen (fifth in New England with 10.7 in 100). 1979 finish: First in Vermont championships, sixth in Yankee. Coach: Ed Kusiak.

VALE: Depth remains a problem; but Elis boast several top performers, including sprinter Ken Hill (6:43 in 55), steeplechase ace Martin Osborne, shot putter Tim Spears (53-6 1/2). Total of 18 lettermen return. 1979 finish: 10th in outdoor Heptagonals, ninth in indoor. Coach: Lee Calhoun.

DISTRICT 2 (EAST)

ARMY: Starting first season as head coach, Ron Basil inherits sturdy outdoor program with return of 28 lettermen. Strength will be in middle distance events with Gary Hopper (best time of 1:51 in 800); sprints are weak area. Steve Kreider returns after tossing javelin 264-2 to win title at Penn Relays, set new school record. Jim Arriola returns in

1,500 with time of 3:48.30. 1979 finish: Third in outdoor, indoor Heptagonals.

BUCKNELL: Bison won't be as devastating in distances as in past; but East Coast Conference steeplechase champ Rick Sayre (9:11.46), 10,000-meter co-champ Jim O'Shea (30:49) will keep them strong. Jeff Lockett should be fine sprinter, quarter miler (21.9 in 220). 1979 finish: First in ECC indoor, second in outdoor. Coach: Art Gulden.

CANISIUS: Golden Griffins return 12 lettermen; but most valuable player for past three years, Gene Cacciatore, is gone; held several triple jump, long jump records. Coach: Bob Walsh.

CATHOLIC: Strength lies in two-mile relay team with Richard Brody (1:49.5 in 800), Bob DeSantis (1:52.0 in 800) and newcomer Dennis Garcia (1:51.0 in 800). Vaulteur Chris Kolm (16-0) will attempt comeback after injury-plagued year; has potential to go 17 or 18. Cards have their first two javelin throwers ever, including high school all-America Dennis Cassidy. Coach: Gerry McGee.

COLGATE: Red Raiders have several important holes to fill, but fine recruiting year helped. Top frosh prospect is Carl Boykin, New York hurdle champ. Twelve lettermen return, including Howard Hemmings (first in New York State championships 100, 200) and Rob Stewart (tied school record in high hurdles). 1979 finish: First in New York championships. Coach: Jan Hunsinger.

CORNELL: Although hurt by graduation of nine lettermen, Big Red is optimistic. Keys to national success are Steve Baginski (64-7 1/4 in weight throw, 197-1 in hammer), Brian Cullinan (235 in javelin as frosh last year), Carl Francis (20.71 in 200, 10.43 in 100—both Cornell records), Adley Raboy (10.2 in 100, 6.36 in 55—Cornell record). 1979 finish: Second in indoor and outdoor Heptagonals. Coach: John Warner.

DELAWARE: New coach Charlie Powell expects to bring Blue Hens third straight ECC championship with great nucleus of sprinter Ed McCreary, high jumper Guy Ramsey (7-1), triple jumper Ken Luck (49-2), discus thrower Neil Serafenas (178-4), pole vaulter Tom Wilson (15-3). Depth is a concern, but ambitious indoor program will help. Distance runners Jim Gano and John Wehner will lend strength. 1979 finish: First in ECC outdoor, fourth in indoor.

DREXEL: Dragons expect to be strong, to

be factor in ECC on strength of 23 returning lettermen. Keys are Don Kern (set ECC conference record in '79 with 2:12.1 in 100), Greg Simpson (ECC conference record in '79 with 6.2 in 60), Ken Manahan (175-11 in discus), Chris Stone (227-1 in javelin). 1979 finish: Sixth in ECC outdoor, fifth in indoor. Coach: Vince Siderio.

FAIRLEIGH DICKINSON-TEANECK: High jumper Franklin Jacobs, winner of AAU, Pan American Games titles, heads list of returnees; hopes to win gold medal at Olympics in Moscow. Sprinter Ephraim Serrette set IC4A record with 6.27 in 60 last year. Top recruit is hurdler Kerry Bethel, ranked sixth in world in '78; has run 13.39 in 110. 1979 finish: Fifth in Metropolitan Conference; seventh in indoor IC4A. Coach: Russ Rogers.

FORDHAM: With Vin Forte and John Brennan, coach Steve Lurie believes his two-mile relay team could qualify for NCAA indoor; Pat D'Ambrosio will be a quality third man. David Callaghan should be a factor in the NCAA 10,000 (29:37.2).

GEORGE MASON: Patriots believe they are in for the best season ever as they enter second year of Division I competition. Strong corps of distance runners is led by Chuck Wimberly (4:07.5 mile), Mike Stafford (9:00.7 two-mile). High jumper Kevin Jackson (7-0 $\frac{1}{4}$) returns after breaking 7-0 twice. Coach: John Cook.

GEORGETOWN: Hoyas recruited two excellent freshmen to complement good nucleus. Frosh are Rich Caton (1:49.6 in 800), Jace Gatewood (47.2 in 400). Ten lettermen return, including three from 4X1500 relay team that set American collegiate record of 15:04.3—Kevin Byrne, John Gregorek, James DeRienzo. Coach: Joe Lang.

HOWARD: Graduation of Michael Archie from Bison mile-relay team that went to four NCAA meets means rebuilding job for coach William Moultrie. Two school record setters return—high jumper Sherman Washington (6-10 $\frac{3}{4}$) and triple jumper Mark Prue (46-10 $\frac{3}{4}$). Hurdler Robert Brown qualified for NCAA meet with 7.4 in 55-meter high hurdles. 1979 finish: Fifth in Mid-Eastern Conference.

LAFAYETTE: Leopards will suffer severe lack of depth; but strength should lie in middle distances, hurdles. Strong junior class should do most of the scoring with steeplechaser Pete Tunnell (9:25.8), sprinter Pete Sisti, Larry Kulig (15:14 in 5,000). 1979 finish: Eighth in ECC outdoor

and indoor. Coach: Bill Donahue.

LA SALLE: Young but experienced Explorers expect to improve on fifth-place finishes in ECC indoor and outdoor. Strengths are in middle distances, jumping events; school record-setting mile-relay team provides nucleus with Mike Mosley (21.6 in 200), Jim Vasaturo, Michael Burke (1:52.8 in 800), Tom Franchetti (47.8 in 400). 1979 finish: Fifth in ECC outdoor and indoor. Coach: Mike Costello.

LEHIGH: ECC hammer champion Brett Swartz (148-1—ECC outdoor meet record) heads inexperienced Engineer squad that faces a major rebuilding job. 1979 finish: Seventh in ECC outdoor, sixth in indoor. Coach: John Covert.

MANHATTAN: Should be another Metropolitan Conference title year for Jaspers with 31 lettermen returning, including Manny Silverio (206-10 in hammer, 64-6 $\frac{3}{4}$ in 35-pound weight throw), shot putter Tony Harlin (60-9 $\frac{1}{4}$), Sam Summerville (1:49.0 in 800 outdoor), Marty Ludwikowski (29.33 in 10,000). 1979 finish: First in Metropolitan indoor and outdoor, third in IC4A indoor and outdoor. Coach: Fred Dwyer.

NAVY: Mids move into '80 season with better depth, balance, experience than they've had in past. Will count on Jeff Colvin (school record of 1:10.9 in indoor 600; won Heptagonals 500 indoor, 400 outdoor last year), mile relay team of Colvin, Jim Shears, Pat Bailey and probably Mark Banks (3:08.6). Pole vaulters Randy Duhrkopf, Jim Dillingham have done 16-0; freshman high jumper Leo Williams has done 7-1. 1979 finish: Fourth in outdoor Heptagonals, seventh in indoor. Coach: Jim Gehrdes.

NEW YORK: Coach Cliff Bertrand expects Jose Rodriguez to reach finals of IC4A half-mile or 1,500 and Claude Anderson to be a finalist in the decathlon. Cross country squad is strong with John Coron, Denrick Cooper, Conrad Welch.

PENNSYLVANIA: Fifteen of 17 Quaker point scorers return from outdoor Heptagonals championship team; good freshman group ensures continued success. Key returnees include Joe Brandon (14:24.3 in 5,000), Gregg White (14.30 in 110 hurdles), Steve Lacobucci (6-11 in high jump), Bob Billett (176-0 in discus). 1979 finish: First in indoor and outdoor Heptagonals. Coach: Irv Mondschein.

PENN STATE: After losing several distance runners who helped Nittany Lions finish

fourth in NCAA cross country meet, Penn State faces rebuilding year. Top returnees are Alan Scharsu (13:48.5 in 5,000), Paul Lankford (46.1 in 400, 14.4 in 110 hurdles), Larry Mangan (1:50.2 in 800). Coach: Harry Groves.

PITTSBURGH: Panthers hope to have national-caliber relay teams. Look for triple jumper Larry Kinney (52-3 $\frac{1}{2}$) to be NCAA finisher again; holds school record in both indoor and outdoor triple jump and is Central Collegiate champ. Team will also count on Joel Albers in the 800 (1:51.6) and Larry Shippen in 400 (47.3). 1979 finish: Fifth in Central Collegiate Track Conference. Coach: Mike Agostinella.

PRINCETON: Seven of Tigers' top nine outdoor and 11 of top 12 indoor scorers return. Return of '78 NCAA qualifier Tom Meyer (javelin), Manny Modu will improve team's outdoor performances. Dan Chalener (3:52.2 in 1,500), decathlete Forrest Crigler can score in several events. 1979 finish: Fourth in indoor Heptagonals, sixth in outdoor. Coach: Larry Ellis.

RIDER: For first time since 1973, Broncs posted winning record at 8-5; should be even better in '80. Tim Walters (46-4 triple jump, 6-8 high jump) jets jumping events as top scorer past two years; Bill Kokoszka leads weight events. Broncs will be strong in sprints and distances with Steve Richardson (22.3 in 200), Jeff Pomeroy (9:47.6 in steeple). 1979 finish: Ninth in ECC. Coach: Len Nardone.

ROBERT MORRIS: Colonials expect to be much improved over 1979 season, despite the return of only four lettermen. They are sprinters Tyrone McFarland, Doug Coleman, Greg Rodgers, Dave Oliveri. Coach: Robert Lafferty.

RUTGERS: Scarlet Knights will be well-balanced; had tremendous recruiting year. Keys are Gary D'Alonzo (3:48.0 in 1,500), Paul Freidman (29.20 in 10,000), Dan Moncher (6-11 $\frac{3}{4}$ in high jump). 1979 finish: First in Metropolitan, eighth in indoor IC4A. Coach: Less Wallace, Frank Gagliano.

ST. JOHN'S: Redmen have excellent group of returnees, should do well in IC4As and at NCAA meet. Twenty-five lettermen return, including Ross Donoghue (3:39.77 in 1,500), decathlete Joseph Schneider (7,543), Barth Nnaji (25-3 $\frac{1}{2}$ in long jump), Wilkinson Egwu (241-6 in javelin), Tim Hanlon (50.2 in 400 hurdles). 1979 finish: Second in Metropolitan, 10th in IC4As. Coach: Steve Bartold.

ST. JOSEPH'S: Hawks will be strong in running events, especially middle distance and distance, with top four conference finishers and seven of top eight in conference meet back. Returnees include Lou Kelly (first in 400 hurdles), John Ponente (second in 400), Richy Agnello (third in 1,500), Jim Van Blunk (1,500 in 3:51.9). 1979 finish: Third in indoor and outdoor ECC.

SETON HALL: Coach John Moon is optimistic that Pirates can return to 1975 form when they win indoor and outdoor IC4As. Mile relay team, featuring Brian Denman (46.5 in 400) and Derrick Pearnado (45.8 in 400), could be one of best in the country. Henry Mair returns in 800 with 1:49.0 time. 1979 finish: Sixth in IC4A indoor.

SIENA: Middle distances look good with addition of five freshmen. Addition of four high jumpers should help field events, a weakness the past few years. Key returnees are Tom Dalton (29.51 in 10,000), Rich Coughlin (1:50.1 in 1,500), Pat Archer (400). 1979 finish: 10th in New York championships. Coach: Rodney Wiltshire.

SYRACUSE: Orangemen expect excellent season after rebuilding year; membership in new Big East Conference should give program a boost. Twenty-four lettermen return, including Charlie Bevier (3:47.00 in 1,500, 14:21.00 in 5,000), Larry Kirk (3:49.00 in 1,500, 1:51.9 in 800), Neil Rosenblad (29:51.00 in 10,000, 14:23.00 in 5,000). Coach: Andy Jugan.

TEMPLE: Key returnees for Owls are distance man and steeplechaser Brad Krum, high hurdler Bill Cranney (14.2), high jumper Ray Ploucher. Hamp Miller (second in '79 ECC 800), Jeff Gusst, Bob Baxter, Roger Pascal return. 1979 finish: Second in ECC indoor, fourth in outdoor. Coach: Jack Saint Clair.

VILLANOVA: Wildcats could be stronger than ever with several Olympic candidates and three newcomers. Several outstanding record holders return, including Don Paige (800 in 1:45.6, 1,500 in 3:38.9, mile in 3:54.6), Sydney Maree (1,500 in 3:38.5, mile in 3:53.7, 5,000 in 13:20.7), Anthony Tufariello (400 in 46.09, 800 in 1:46.4), Amos Korir (mile in 3:59.3, steeple in 8:23.1, 5,000 in 13:57.7). 1979 finish: First in IC4A outdoor and indoor. Coach: Jim Elliott.

WAGNER: Seahawks return 12 lettermen, four of whom are on record-setting 1600 relay team, and the largest freshman track class ever with 35 recruits. Relay team



NECK AND NECK—Villanova's Anthony Tufariello (right) might not have salvaged a victory in this race, but he claimed first in the NCAA indoor 600-yard run in 1:09.41.

members are Ron Adams, Mike Shea, Jose Melendez, Devon Brown (3:15.9). Hurdler Dennis Kirkland (54.9 in 440 hurdles) should be strong again. 1979 finish: Ninth in Indoor Collegiate Track Championships. Coach: Bill Hodge.

WEST CHESTER STATE: Rams have some excellent freshmen jumpers who should improve team greatly. Could be contender for conference honors in '80. Fourteen lettermen return, including Matt Hart (3:53.0 in 1,500, 1:53.5 in 800), John Majewski (6-11 in high jump), Steve Kinsey (48.7 in 400). 1979 finish: 10th in ECC outdoor, eighth in indoor. Coach: Bill Butler.

WEST VIRGINIA: High hurdler Garnet Edwards (13.43) carries Mountaineer hopes for national acclaim; will try intermediates in '80. Dave Wilson (3:47.7 in 1,500) has potential. Field events are weak, but Joe Jones (10.5 in 100) should do well in sprints. Coach: Stan Romanoski, Terry Cramer.

DISTRICT 3 (SOUTH)

ALABAMA: Crimson Tide needs a hurdler, weight man, vaulter and distance ace to remain third in Southeastern Conference. Loss of eight key performers hurt badly; but good group returns, including James Mallard (best time of 19.8 in 200), high jumpers Jeff Woddard (7-3¼) and Tom Wise (7-1½), long jumper Ike Levine (25-4), discus thrower Greg Martin (184-8½). Coach: John Mitchell. 1979 finish: Third in SEC outdoor and indoor.

APPALACHIAN STATE: Mountaineers expect additional strength, depth in sprints, hurdles and jumps with several incoming freshmen. Laffette Jordan returns in the 200 (21.0) and 400 (46.30) after finishing sixth in the NCAA indoor meet. Other keys are Jimmy Sanders (1:53.42 in 800), Charles Fowler (23-10¾ in long jump), Jim Hanigan (159-2 in discus). 1979 finish: Third in Southern Conference outdoor and indoor. Coach: Bob Pollock.

AUBURN: Loss of six outstanding athletes, including Harvey Glance and James Walker, will hurt; but Tigers recruited well to fill in events. Several with NCAA qualifying times return, including John Tuttle in steeplechase (8:36.4), Tom Graves in 5,000 (13:50.4), Theodis Abston in 800 (1:49.2), Steve Strother in 200 (20.5). Hope to live up to third-place NCAA indoor finish, fourth-

place outdoor finish. 1979 finish: First in SEC outdoor and indoor. Coach: Mel Rosen.

AUSTIN PEAY: Governors should have better balance overall, despite loss of Ohio Valley Conference hurdle champ Pat Fogarty, sprinter Johnny Williams. Twelve lettermen return, including triple jumper Mike Howard (53-0), pole vaulter Glen Colivas (16-0), Tony Warrick (14.5 in high hurdles), Joe Bowker (217-4 in javelin), Zafar Ahmed (3:48.4 in 1,500). 1979 finish: Third in OVC outdoor, sixth in indoor. Coach: Joey Haines.

BAPTIST: Lack of depth was big problem last year; but with at least 14 returning lettermen, that problem has been solved. Buccaneers return two school record holders—triple jumper Chuck Walker (51-4) and hammer thrower Mark Thrope (133-0)—plus sprinter Stanley Porterfield (47.69 in the 400). Coach: Howard Bagwell.

CAMPBELL: New Camel coach Brant Tolson didn't have a chance to recruit but should help returnees improve. Team that set 12 school records last year will be small but competitive in certain events—in the 110-meter hurdles with Peter Duncan (14.52), in the 100 with James Jones (10.5), in the 800 with Paul Stanton (1:55.2).

THE CITADEL: Bulldogs hope to finish in middle of standings in Southern Conference. Have some pretty good performers in field events but have question marks in running events, except for hurdles; Jim Scott was second in conference in 110-meter hurdles with 14.1. Cosmo Tocci was first in conference in shot put with 55-7¼. 1979 finish: Fifth in Southern outdoor and indoor. Coach: Thad Talley.

CLEMSON: Tiger success will depend on newcomers and how well they do. Desai Williams (10.28 in 100, 20.68 in 200) and Steve Davis (10.48 in 100, 20.7 in 200) should contend in NCAA meet; 400 relay team placed seventh there last year and has strong shot again. Javelin is strong with Mark Hardle (241). 1979 finish: Fourth in Atlantic Coast Conference indoor, sixth in outdoor. Coach: Sam Colson.

DUKE: Strength of Blue Devil squad lies in distance runners—Billy Lynch in steeplechase (9:23.8), Jon Donegan in the 1,500 (3:48.57). Sprinter Chris Castor gives strength in shorter distances, with 10.3 and 21.0 in 100 and 200, respectively. 1979 finish: Seventh in ACC outdoor, sixth in indoor. Coach: Al Buehler.

EAST CAROLINA: Several new relay runners should help Pirates rank in top 10 in nation in '80. Otis Melvin, who placed fifth in NCAA 200 meters, returns with 20.41 time. Eleven other lettermen return, including Calvin Alston (20.54 in 200), high jumper Russell Parker (7-1, NCAA indoor finalist). Coach: Bill Carson.

EAST TENNESSEE STATE: Buccaneers will be especially strong in distances with Adrian Leek (set Southern Conference records in 5,000 and 10,000 with times of 13:34.00 and 29:23.00), Mike Dixon (14:04.00 in 5,000), Mark Scruton (conference indoor champ in 800 with 1:50.20), Zane Branson (8:53.00 in 3,000). Biggest needs are quarter milers, field people. 1979 finish: Second in Southern outdoor and indoor. Coach: Dave Walker.

FLORIDA A&M: Rattlers should be much improved, having lost only two lettermen. Top four returnees are Janaro Sims (10.20 in 100), Bill Hayes (10.27 in 100), Alphonso Williams (1:49.0 in 800), Mike Lee (25-11 in long jump). 1979 finish: First in Southern Intercollegiate Athletic Conference. Coach: Bobby Lang.

FLORIDA: Continued strength in field events, improvement in running events should take Gators far. High jumper Jim Pringle returns after placing fourth in NCAA meet with 7-2½ jump; Dock Luckie holds school record in shot (61-5) and discus (197-4). Key sprinter is Floyd Brown (school record holder in 400 with 46.20; runs 200 in 21.2). 1979 finish: Fifth in SEC outdoor and indoor. Coach: John Randolph.

FLORIDA STATE: Seminoles look for top 10-finish in NCAA meet this year. Key returnees are Walter McCoy (45.53 in 400), Mike Roberson (10.0 in 100), Palmer Simmons (46.30 in 400), Ron Nelson (46.16 in 400), Ken Lanier (60-2 in shot put). 1979 finish: First in Metropolitan. Coach: Dick Roberts.

FURMAN: Paladins will have great experience; with return of healthy Brothel Cole (6.2 in 60), could be conference spoiler. Should be able to score more in middle distances, field events. High jump will be strong with return of blind high jumper Jon Orcutt (6-8¾, new school record). 1979 finish: Sixth in Southern indoor, seventh in outdoor. Coach: Stan Narewski.

GEORGIA: With 15 lettermen, several outstanding newcomers, Bulldogs look for continued improvement. Leading list of re-

turnees is Mel Lattany (won SEC 100, finished second in 200). SEC championship 400 relay team of Lane Campbell, Darryl Simmons, Greg Baker. Lattany returns intact with 39.64 time. 1979 finish: Seventh in SEC outdoor, sixth in indoor. Coach: Lewis Gainey.

GEORGIA TECH: Greatest strength of Yellow Jackets lies in middle distances with Greg Wade (1:49.24 in 800). As in past, weakness lies in distance events. Freshman Mack Reese is expected to fill void in high jump left by Dexter Rowland. Other keys are Jeff Larkin (10.36 in 100), Carlos Tandron (58-2½ in shot), Bobbie Barkley (mile relay 46.82 split). 1979 finish: Third in ACC outdoor. Coach: Buddy Fowlkes.

JAMES MADISON: Only three lettermen are gone from Duke squad that finished sixth in Virginia State championships in '79. Returning school record holders include Mike Benshoff (14:27.7 in 5,000), David Glover (6-11 in high jump, 49-3½ in triple jump), Clayton Hulbert (219-7 in javelin). Coach: Ed Witt.

KENTUCKY: Wildcats will be stronger all around with more depth, especially in the 100, 200, 400, 400 relay and mile relay. Seven lettermen return, including Dave Bensemma (14:00 in 5,000), Marvin Mays (7-0 high jumper), Mark Menow (28:46 in 10,000). Just signed 7-0 high jumper John McIntosh, Michigan high school record holder. 1979 finish: Fifth in SEC outdoor, eighth in indoor. Coach: Pat Etcheberry.

LOUISIANA STATE: Fighting Tigers will have quantity and quality in almost every event but will be laden with underclassmen; finished eighth in NCAA championships. Eugene McCain (fourth in NCAA long jump with 26-1½), Willie Turner (10.19 in 100, sixth in NCAAAs), return, along with 14 other lettermen. 1979 finish: Fourth in SEC outdoor and indoor. Coach: Bill McClure.

LOUISVILLE: Cards had some impressive performances in '79 with eight school records broken or tied. Bethel Ward returns in triple jump (48-0) as conference champ. Should be stronger in relays, distances with Rick Brill (3:57.8 in 1,500). 1979 finish: Fifth in Metropolitan. Coach: Bob Strong.

MARSHALL: On strength of second straight solid recruiting campaign, Thundering Herd season looks promising. Potential NCAA qualifier Brent Saunders returns in the 400-meter hurdles; Tim Koon, Southern Conference outdoor champion in the 800, and John Dotson, Southern Con-

ference 800 meter champ in '78, both return. Rudy Cebula set school shot record in '79 with 55-8. 1979 finish: Fourth in Southern outdoor and indoor. Coach: Rod O'Donnell.

MARYLAND: Terps will be trying for 25th consecutive ACC indoor and outdoor championships titles. Renaldo Nehemiah (13.00 in 110 hurdles) and Chris Person (50.66 in 400 hurdles) make strong duo; Darryl Bryant (47.22) and Mark Fields (47.1) should do well in the 400. High jumpers Mike Corbin (7-2), Greg Thompson (7-0) will be very competitive. 1979 finish: First in ACC indoor and outdoor, second in IC4A indoor and outdoor. Coach: Frank Costello.

MEMPHIS STATE: Tiger season should be bright with return of Terron Wright (10.1 in 100, 13.8 in 110 hurdles), Geoff Cooper (3:43.7 in 1,500), Nick Brooks (1:48.5 in 800). Also return high jumper Larry Jenkins (7-1) and several experienced runners and field event participants. 1979 finish: Second in Metropolitan. Coach: Glenn Hays.

MIDDLE TENNESSEE STATE: Coach Dean Hayes is looking to regain OVC title and has signed several top performers, including Andre Kirnes (13.76 in 110 hurdles, 25-2½ in long jump). Eight lettermen return, led by long jumper Greg Artis (25-9¾, fifth in NCAA outdoor, second in indoor), Ed Stegall (46.3 in 400), Ed Thomas (51.5 in 400 hurdles). 1979 finish: First in OVC indoor, second in outdoor.

MISSISSIPPI STATE: After fielding one of youngest teams in school history last season, coach Don Hunt has high hopes. Two standouts who should be of immediate help are distance runners John Stubbs, Phil Hull, both sidelined with injuries in '79. Key returnees are sprinters Lawrence Thomas (10.44 in 100), Moses Adabanji (21.03 in 200). 1979 finish: Seventh SEC indoors, eighth in outdoors.

MOREHEAD STATE: Leading crop of Eagle returnees is Kerry Whitman, OVC javelin champ past two years (243-4); sprinter Jeff Washington, MVP in OVC meet in '77, had hamstring problems in '79. 1979 finish: Sixth in OVC outdoor, fifth in indoor. Coach: Kevin White.

MURRAY STATE: Racers should have one of strongest teams ever with just three regulars missing. Great group of distance runners returns, including David Warren (1:48.8 in 800, 3:42.8 in 1,500), Pat Chimes (1:49.5 in 800), David Rafferty (3:44.2 in 1,500), Jerry Odlin (13:51.6 in 5,000). Odlin

took fourth in NCAA indoor three-mile run; Warren was fourth in indoor mile. OVC shot put champ Stan Simmons also returns. 1979 finish: Fourth in OVC outdoor, third in indoor. Coach: Bill Cornell.

NORTH CAROLINA: As usual, strength will be in distance events with Gary Hofstetter, winner of 10,000 at ACC outdoor meet (29:16.1), two-mile run at indoors. High jumper Lee Shuler (7-2¼) should have another good year. Tar Heels boast wealth of talent in each event; should make strong bid for high honors at ACC indoor and outdoor. 1979 finish: Second in ACC indoor, fifth in outdoor. Coach: Joe Hilton.

NORTH CAROLINA STATE: Good recruiting year filled gaps in pole vault, high jump, middle distances; but several holes remain. Wolfpack qualified six for '79 NCAA meet, should do even better in '80. Key returnees are Ron Foreman (51.15 in 400 hurdles), Joe Hannah (59-6 in shot), Ed McIntyre (10.6 in 100, 21.10 in 200). 1979 finish: Third in ACC indoor, fourth in outdoor. Coach: Tom Jones.

OLD DOMINION: This will be planning year for Monarchs' new track program under leadership of Ken Gibson, formerly of Kentucky State. Gibson will supervise renovation of Foreman Field, recruit for 1981 and have limited competition with the athletes on campus in '80.

RICHMOND: Spiders' major improvements are in two-mile and 3200-meter relay teams. Ten lettermen return, including Hillary Tuwei (second in NCAA indoor three-mile with 13:27.2, third in steeplechase), Julian Spooner (1:47.6 in 800), Jesse Williams (10.6 in 100), Barnabas Kipkorir (1:49.9 in 800). Coach: Fred Hardy.

SOUTH CAROLINA: Gamecocks return all but four who made big contributions in '79; senior sprinter George Thomas (10.2 in 100) is one of only four seniors on squad dominated by juniors, sophomores. Rolando Adams leads long jumpers (25-8), Tony Rambo the 400 hurdles (50.7). Coach: Charlie Strong.

SOUTH CAROLINA STATE: Bulldogs return strong group from squad that captured fifth straight South Carolina State Invitational, third straight Mid-Eastern Conference championships. Top recruits are quarter miler Ronnie White, 7-0 high jumper Raynell Chambers, sprinter Steve Martin. Fourteen lettermen return, including Alphonso Golden (1:48.0 in 880), Rocky Cunningham (20.7 in 200). Coach: Robert

Johnson.

TENNESSEE: Vols' top performer Sam James (school record holder in 1500 with 3:42.65) is back; Keith Young bolsters middle distance corps with 1:49.54 in 800. Jason Grimes has promise in long jump (15-4½) as well as sprints; Anthony Blair runs a 46.12 400. 1979 finish: Second in SEC outdoor and indoor. Coach: Stan Huntsman.

TENNESSEE TECH: Golden Eagles return two who placed in OVC meet—Mike Davidson in 200, 400 (22.3, 48.6) and Larry Curran (6-10½ in high jump). 1979 finish: Seventh in OVC outdoor and indoor. Coach: Mike Ledford.

TULANE: Green wave looks forward to very competitive season with return of Chauncey Brinn (1:49.0 in 800), Danny Mikulak (52.0 in 400 hurdles), Terry Daffin (236-8 in javelin). Another bright spot is Nathaniel Dorsey, who placed sixth in the Metro Conference as a freshman with 50-6 shot put. Good freshmen will help team be much more competitive this year. 1979 finish: Sixth in Metropolitan. Coach: Leonard Culichia.

VIRGINIA: Cavaliers expect to challenge Maryland for ACC outdoor crown with their strongest team ever. As many as 10 could qualify for NCAA meet, including Greg Canty (second in NCAA indoor 1,000), Karl Williams (sixth in NCAA outdoor 400 hurdles), Phil Vincenzes (183-4 in discus), Kevin Williams (13.9 in 110 hurdles). 1979 finish: Second in ACC outdoor, fifth in indoor. Coach: Dennis Craddock.

VIRGINIA MILITARY: Bulk of Keydet team returns and is experienced; has won Southern Conference indoor and outdoor for past two years. Should remain class of Virginia and Southern Conference with David Washington (10.4 in 100), Dennis Watts (46.8 in 400) returning. Coach: Wade Williams.

VIRGINIA TECH: Gobblers are very optimistic about coming season because of 12 returning lettermen, including school record holders Ray Ackenbom in 800 with 1:49.06, Mike Burns in 1,500 with 3:45.6, Bob Phillips in pole vault with 16-0 and Paul Sulik in hammer throw with 185. 1979 finish: Third in Metropolitan. Coach: Russ Whitenack.

WESTERN CAROLINA: Catamounts had finest recruiting year ever in an attempt to rebuild sagging fortunes; are expected to dominate Southern Conference in long and

triple jumps and javelin. Top recruit is Anthony James, nation's fifth-best prep long jumper (25-0) in '79. Twelve lettermen return, including Eddie McGill (23-7 in long jump) and Brad Cox (10.8 in 100). 1979 finish: Sixth in Southern outdoor, seventh in indoor. Coach: Paul Jones.

WESTERN KENTUCKY: Hilltoppers return six who qualified for '79 NCAA championships—Larry Cuzzort (5,000), Jim Groves (10,000), Forrest Killebrew (long jump), Dave Mobley (triple jump), Dave Murphy (10,000), Marion Wingo (100, 200, 440 relay). Considerable talent, depth, experience and rich tradition should provide another outstanding season. 1979 finish: First in OVC outdoor, second in indoor. Coach: Del Hessel.

WILLIAM & MARY: Continued strength in the distance events will help Indians, but lack of overall depth with weaknesses in the field events will be a problem. Seventeen lettermen return, including John Hopke in the 800, Jim Shields in the steeplechase (8:44.6) and high jumper Mark Anderson (6-6). Coach: Roy Churnock.

DISTRICT 4 (MIDWEST)

BALL STATE: Assistant Steve Cooksey takes over helm of team that suffered rash of injuries en route to last-place finish in Mid-American Conference in '79. Four second-place finishers from the conference meet return, including Kelley Marsh in the 800 (best time of 1:49.6), Kevin Brown in the 110 hurdles (14.37), Pat Bush in the intermediate hurdles (51.59), Eric McCarroll in the long jump (23-11¾).

BOWLING GREEN: Falcons should be stronger with return of solid upperclassmen, fine freshmen. Steve Housley (3:42.5 in 1,500), Pete Murtaugh (10,000) will be two of top distance runners in the MAC; Housley won MAC 1,500 in '79 and is team's high-point man. 1979 finish: Sixth in MAC. Coach: Mel Brodt.

CENTRAL MICHIGAN: Lack of depth in distance, middle distance events will hurt Chippewas; but they have good quality in field events with '76 NCAA high jump runner-up Mike Winsor (7-5), '79 MAC pole vault champ Kurt Geerlings (16-4), '79 MAC discus champ Dave Kielty (164). Mike Ball returns after placing in MAC 400 and 1600 relays, 100- and 200-meter dashes and long jump. 1979 finish: Third in MAC. Coach: Don Sazima.

CINCINNATI: Bearcats will be somewhat

sprint-oriented; weakness will be in field events and weight events. Should have three NCAA qualifiers—Wayne Mason in the 110 hurdles (13.7), Bernie Weber in the steeplechase (8:51.0), Jeff Walker in the 440 (46.4)—and a strong relay team. 1979 finish: Fourth in Metropolitan. Coach: Lansing Holman.

CLEVELAND STATE: With four sub-4:08.0 milers, Vikings should have another great four-mile relay team and one of better distance squads in the country with Don James, Matt Dillon, Ike Hull. Mike Tretiakow will add strength in three events—110 hurdles (14.2), long jump (24-3¼), high jump (6-8). Coach: Dave Burger.



END OF THE LINE—Sydney Maree wraps up the distance medley relay for Villanova in 9:29.9 at the Penn Relays.

DePAUL: Team will expand from eight in '79 to 20 in '80, 17 of whom will be freshmen. After very non-productive season, Blue Demons look forward to new start with new coach John Caldwell and return of Tom Brown (47.2 in 400), Mike Kavanagh (3:58.1 in 1,500).

EASTERN MICHIGAN: Hurons return 32 lettermen, including sprinter Russell Bailey (10.5 in 100) and high jumper Tim Doyen (7-0), both of whom missed '79 outdoor season. Must find replacements in the hurdles and on relay teams. Depth will be the key to MAC chances. 1979 finish: Fourth in MAC. Coach: Bob Parks.

EVANSVILLE: Expansion of cross country program will strengthen distances, where Purple Aces have been weak. Filling holes in field events will produce more points, should give more dual-meet wins. Top returnees are Marvin Boswell (143-1½ in discus), Keith Kinnaird (14.7 in 110 hurdles), Davies Bellamy (mile relay team), Ken Riordan (6-6 in high jump), Eric Tisdale (22-8¾ in long jump). 1979 finish: Third in Indiana Collegiate Conference. Coach: Greg Carlson.

ILLINOIS STATE: Redbirds recruited five who were Illinois prep champs, so future is promising. Four school record setters return—Dave Irion (14:01.6 in 5,000), Rusty Bilbruch (166-10 in hammer, 159-10 in discus), Mike Matteson (30:00.7 in 10,000), Vince Davis (7-1 in high jump). 1979 finish: Fifth in Big Ten outdoor, sixth in indoor. Coach: John Coughlan.

INDIANA: Hoosiers should be even tougher than in '79, when they won both indoor and outdoor Big Ten meets. NCAA indoor triple jump champion Robert Cannon (54-8¼) returns and will be joined by NCAA fourth-place pole vaulter Brian Kimball (17-0), plus school record holders Bob Berry (7-3 in high jump) and pole vaulter Lance Fox (17-1). Coach: Sam Bell.

IOWA: Hawkeyes should be very strong in hurdles, middle distances but need work in triple jump. Randy Elliott leads hurdlers, Ed DeLashmutt the middle distances. Veteran Charlie Joes is potential Big Ten champion in the long jump, although he was hampered by injuries much of last season. 1979 finish: Eighth in Big Ten outdoor, ninth in indoor. Coach: F. X. Cretzmeyer.

KENT STATE: Golden Flashes expect to have strong squad and to finish higher than '79's eighth in MAC. Conference shot put champ Gene Divney (59-6) returns, along

with distance man Tim Griffith (fourth in conference in 1,500 with 3:50.7), hurdler Bill Dobbertin (fourth in conference in both high and intermediate hurdles). Coach: Orin Richburg.

MARQUETTE: Only two seniors are gone from team that broke 12 school records last year. Team leadership will come from John Rydeski (holds school records of 35.08 in 300, 47.95 in 400, two relays) and Jeff Grant (holds five school records; runs 800 in 1:52.3, 880 in 1:57.8). Coach Jim Allen thinks rebuilding year is over, expects vast improvements.

MIAMI (OHIO): Twenty-four lettermen and two defending champions return from '79 team that captured MAC title. Depth was key to Redskins' winning the championships. Fourteen place winners return in '80, including MAC javelin champ Richard Elkins (228-4), MAC high jump champ Jamie Wight (7-0) and Darrell Sargent (47.19 in 400), who gained all-America status by finishing fourth in 600 meters at NCAA indoor. Coach: Chuck Zody.

MINNESOTA: Strength will once again be in distances races, but lack of sprint power (except for Ike Okolue, 47.4 in the 400) will probably keep Gophers out of Big Ten first division again. Also lack experience in weight and field events. Top returnees are Gerald Metzler (3:43.1 in 1,500), Gordon Weaver (8:45.7 in steeplechase), Joe Nabefeld (29:49.4 in 10,000). 1979 finish: Eighth in Big Ten indoor, ninth in outdoor. Coach: Roy Griak.

NORTHWESTERN: Wildcats will be strong in middle sprints and distance events but need help in field events, with exception of Steve Simington in triple jump (50-7). Six lettermen return, including Andy Oakley (30:43.8 in 10,000), Jeff Patnaude (10.8 in 100). 1979 finish: 10th in Big Ten outdoor and indoor. Coach: Don Amidei.

NOTRE DAME: Irish lost six quality performers to graduation but should be strong again in middle distance events. Jay Miranda, Chuck Aragon, Pete Burger are all top-notch milers and should ensure strong two-mile relay team; placed fifth in NCAA indoor two-mile relay in '79. Depth is biggest problem, especially in sprints and field events. Coach: Joe Piane.

OHIO: Bobcats had good recruiting year and should be a threat to win MAC championship if freshmen come around. Ten lettermen return, including triple jumper Jerry Hatfield (52-10), Jessie Young (46.4 in

400). 1979 finish: Fifth in MAC. Coach: Larry Clinton.

OHIO STATE: Buckeyes should be serious contender for Big Ten championships, both indoor and outdoor. Will be led by senior all-Americas Dan Oliver (holds Big Ten record of 13.5 in 110 hurdles, second in NCAAs) and Steve Crane (3:45.0 in 1,500). Sophomores Kevin Akins and Scott Rider provide extra punch in shot (58-11) and middle distance, respectively. 1979 finish: Second in Big Ten indoor, fourth in outdoor. Coach: Frank Zubovich.

PURDUE: Loss of five consistent performers will be offset by host of returnees, including ace hurdler Ken Cammack, who holds Boilermaker indoor record of 13.8 for 110-meter hurdles. Anchor in weight events will be Jerry Rhodes (172-4½ in discus, 57-5 in shot). Middle distance competitor Ken Sumbry will set the pace in those events with 1:52.27 in 880; he owns or holds six Purdue records. Coach: Dave Rankin. 1979 finish: Seventh in Big Ten indoor and outdoor.

VALPARAISO: Returning several top performers from '79, Crusaders hope to improve on fifth-place Indiana Collegiate Conference finish. Will be led by high jumpers Brent Bultemeier (school record holder with 6-10¼), Mark Fisher. Nine lettermen return, including Don Currie in the 440 (50.5), Dave Halter in the 880 (1:58.82). Coach: Paul Smith.

WESTERN MICHIGAN: Broncos had young team in '79, were second in MAC and fourth in Central Collegiate. Jack McIntosh returns after placing second in NCAA 800 with 1:46.79. Other keys are Ron Parisi, who was sixth in NCAA javelin in '78 but was injured in '79, and Mike Bishop, Central Collegiate decathlon champ. Coach: Jack Shaw.

WISCONSIN: Badgers hope for improvement and better balance. Have excellent distance depth with Randy Jackson (sixth in NCAA outdoor steeplechase with 8:30.7), Jim Stintzi (second in NCAA indoor two-mile with 8:39.23). Team returns 33 of 50 Big Ten indoor points, 59 of 101 outdoor points. 1979 finish: Third in Big Ten outdoor, fifth in indoor. Coach: Dan McClimon.

WISCONSIN-MILWAUKEE: Panthers need help in sprints and field events; but distance events are secure with Dan Goldberg, Chris Deakin, Rick Kiedrowski. Depth will be biggest problem, but Dave Pook and George Bezold will anchor middle dis-

tances. New head coach F. P. Markel begins first year with Panthers.

DISTRICT 5 (MISSOURI VALLEY)

BRADLEY: Braves return several talented underclassmen, could surprise in '80. Also returning is former Missouri Valley Conference high jump champ Steve Hadfield (best jump of 6-10). Have much potential in athletes such as Ricky Walz (156-11 in hammer throw), Pat Lawrence (10.8 in 100). 1979 finish: Seventh in MVC outdoor, fifth in indoor. Coach: Jake Schoof.

COLORADO: Buffaloes expect to field another strong team in distance events, led by Mark Spilsbury (13:48.04 in 5,000); has won six Big Eight Conference titles in three seasons) and Terry Johnson (Big Eight steeplechase champ with 8:52.89). Big Eight 400 champ Dean Greenaway (46.04) also returns. Need depth in sprints, field events; are competitive in pole vault with 16-6 vaulters Brian Morrisette, Dennis Fuller. 1979 finish: Fifth in Big Eight outdoor, sixth in indoor. Coach: Dean Brittenham.

DRAKE: Bulldogs recorded best finishes in couple of years in MVC indoor and outdoor meets. Will concentrate on middle distance runners to be competitive on Midwest relays circuit. Chris Mares, Mike Fitzpatrick, Dan Schaller, Bruce Keene, Mike Jorgensen are proficient from 400 through 1,500 meters. High jumper David Sykes (6-10), hurdler Rick Falbo (53.5) also return. 1979 finish: Fourth in MVC outdoor, third in indoor. Coach: Bob Ehrhart.

IOWA STATE: Middle distances, throwing events have been Cyclone strong points for several years; '80 will be no exception, with return of John Scheetz, school record holder in shot put with 61-4¾; Dave Korir (1:47.34 in 800); Zak Korir (1:48.58 in 800); Kevin Kuchel (46.37 in 400). Most improved area will be relays, long sprints; 3200 relay team holds school record with 7:19.8, second-best time in nation. 1979 finish: Seventh in Big Eight outdoor, fifth in indoor. Coach: Bill Bergan.

KANSAS: Jayhawk strengths will be in sprints with Deon Hogan (10.3 in 100, 20.68 in 200) and Lester Mickens (46.14 in 400; holds school record in 600 indoor with 1:09.14) and in jumping events with pole vaulter Jeff Buckingham (17-9), high jumper Steve Rainbolt (7-2), Jay Reardon (7-1 in high jump, 24-10½ in long jump),

Sanya Owolabi (53-6¼ in triple jump). Only major weaknesses are in hurdles, distance events. 1979 finish: First in Big Eight outdoor, second in indoor. Coach: Bob Timmons.

KANSAS STATE: With balance everywhere except possibly in 100 and 200, Wildcats appear to be ready to make move at Big Eight title. School record holder Kevin Sloan (25-6¼ in long jump) returns, as do Vince Parrette (53-1 in triple jump), Tim Davis (3:45.1 in 1,500), Joe Bramlage (251-3 in javelin) and Bill Tanner and Ray Hanf in 400 (46.6 and 46.63, respectively). Latter two missed most of '79 campaign. 1979 finish: Third in Big Eight outdoor, fourth in indoor. Coach: Mike Ross.

MISSOURI: Defending NCAA outdoor champ Nat Page returns in high jump with 7-4½ mark; also runs 110 hurdles in 14.09. Other returning NCAA finishers include Dan Lavitt (fourth in indoor 60-yard hurdles with 7.29), Page in indoor high jump (fourth with 7-0), Scott Clark (sixth in 800 indoor), Godwin Obasogie (sixth in indoor 60-yard hurdles). Sprint medley relay team holds world record of 3:13.70. 1979 finish: First in Big Eight indoor, second in outdoor. Coach: Bob Teel.

NEBRASKA: With outstanding recruiting year, Cornhuskers could be conference contender. Will be led by return of middle distance star Scott Poehling, holder of seven school records (1:46.92 in 800); pole vaulter Randy Raymond (17-0½); javelin thrower Ken Drwal (240-6); discus thrower Lee Kunz (192-8). Coach Frank Sevigne could face best Nebraska year in long while. 1979 finish: Third in Big Eight indoor, fourth in outdoor.

NEW MEXICO STATE: Aggies hope to increase chances in MVC as a team after concentrating on depth last summer. Seven lettermen return, including Arturo Acevedo (14:40.00 in 5,000), Jerry Lester (236-0 in javelin), Paul Waldie (30:45.00 in 10,000). Key losses were school record holders Roy Nally in high jump, Dennis Diaz in shot put, discus. 1979 finish: Fifth in MVC outdoor, sixth in indoor. Coach: Art Morgan.

OKLAHOMA: Loss of several Big Eight titlists will hurt Sooners, but experience returns in Jody Jimerson (school record holder in 400 with 46.57), Dyck Dahl and Larry Sims in middle distances, Greg Seay (school record holder in high jump with 7-1½). With help of some outstanding

freshmen, Sooners expect to be better overall this year. 1979 finish: Sixth in Big Eight outdoor, seventh in indoor. Coach: J. D. Martin.

SOUTHERN ILLINOIS-CARBONDALE: Salukis lost seven of top eight scorers from '79 season; rebuilding year is in store. Hurdler David Lee improved quickly as a sophomore and could be one of best collegians in '80 (13.8). West Texas State could end Salukis' MVC stranglehold. 1979 finish: First in MVC outdoor. Coach: Lew Hartzog.

WEST TEXAS STATE: Strength on the track will help make up for only adequate field events. Buffaloes should have two strong relay teams and contenders in several events, including MVC champs Mark Owinyo (51.7 in 400 hurdles), John Thomas (20.9 in 200), Mike Brown (47.4 in 400). Both relay teams took first in MVC meet. 1979 finish: Second in MVC outdoor, first in indoor. Coach: Bob Kitchens.

WICHITA STATE: Shockers may be loaded in several areas, especially in field events. High jumper Rich Dreiling returns after redshirt year; has jumped 6-11 and holds Shocker indoor record of 6-10. Also returning is MVC and TFA/USA javelin champ Steve Geubelle (247-8). Top newcomers are sprinter Eugene Baker, one of top prep sprinters in nation, and George Collier, one of top 10 5,000 men in high school. 1979 finish: Second in MVC indoor, third in outdoor. Coach: Herm Wilson.

DISTRICT 6 (SOUTHWEST)

ARKANSAS: Added depth (20 freshmen) will make Razorbacks stronger than in past. Mark Muggleton leads in distance with best times of 8:30.80 in two-mile, 3:57 in mile, 3:40.8 in 1,500; holds school record for indoor two-mile. Tony Kastl holds school record in high jump with 6-11½ outdoor, 7-2 indoor; Pat Mitchell returns with 440 school record of 48.10. Razorbacks broke seven school field event records, and all record-holders but one are back. 1979 finish: First in Southwest Conference indoor, sixth in outdoor. Coach: John McDonnell.

ARKANSAS STATE: Coach Guy Kochel's Indians have been listed in top 20 for past five years and should be there again in '80. Headliner among returnees is NCAA pole vault champ Paul Pilla (17-10½), along with a trio of 7-foot high jumpers—Rickey DeWees (two-time Southland Conference champ), Bryan Cook, Greg Schaper—and 17-0 pole vaulter J. W. Korell. Except for

half miler Ronnie Green (Southland champ with 1:50.9) and hurdlers Rickey Maclin (14.0), Ben Frazier (14.2) and Barry Brown (52.8), all running events will have new faces. 1979 finish: Second in Southland.

BAYLOR: Bears expect to improve on fifth-place finish in SWC outdoor. Recruiting centered on hurdlers and distance men to complement Todd Harbour (1:48.3 in 800; second in NCAA 1,500 with 3:39.27). Other possible NCAA qualifiers include Mike Fisher in the 200 and 400 (21.31 and 47.0), K. C. Jones (25-3¼ in long jump), high jumper Charles Pennington (7-0). 1979 finish: Fifth in SWC outdoor, fourth in indoor. Coach: Clyde Hart.

HOUSTON: Cougars expect to field a very improved team, although last year's squad placed two in NCAA championship events and broke several school records. Key returnees are Rich Edwards (fourth in NCAA 100 and 200; holds school records of 10.18 and 20.57), Charles Whigham (49.8 in 400 hurdles). Recruited 26-6½ long jumper Carl Lewis as well. Both 400 and 800 relay teams broke school records with 39.72 and 1:23.1. 1979 finish: Second in SWC indoor, third in outdoor. Coach: Tom Tellez.

HOUSTON BAPTIST: Rebuilding from the ground up, Huskies will comprise one sophomore and 10 freshmen. Should be strong in sprints with Harold Brown (9.7 in 100, 21.6 in 200), in the hurdles with Julius Brosco (14.4 in 110, 39.0 in 400) and James Sacco (14.5, 38.5). Larry Taylor (6-11 in high jump), Kyle Visser (6-8 in high jump, 22-4 in long jump) form top field group. In spite of having no returnees, coach Johnny Morriss thinks he may have strongest team in school history.

LAMAR: All but two lettermen return from team that romped to easy Southland Conference crown last year. Cardinals will be exceptionally strong in sprints with Doug Hinds (46.8 in 400), in hurdles and in relays. Double winner Michael Coleman won conference triple jump (51-0½) and long jump (24-4½) last year and will return. Coach: Sonny Jolly.

MCNEESE STATE: Led by David Kohrs, Southland's outstanding track man a year ago, Cowboys should be in thick of conference race this year. Kohrs won league steeplechase (8:53.0) and 1,500 (3:49.2), placed second in 5,000 (14:31.21). Verril Young holds school record in 100 (10.35), 200 (21.39), long jump (25-3¼). Other standouts are triple jumper Edward Lloyd

(51-8½), high jumper Jody Royer (6-11). 1979 finish: Third in Southland. Coach: Bob Hayes.

NORTH TEXAS STATE: Mean Green expects to have some individuals at NCAA championships if good health holds. Four outstanding athletes return in James Barefield (177-3 in discus), Ben Moturi (3:46.0 in 1,500), Brian Rowley (1:50.8 in 800), high jumper Mike Ryan (7-0), all school record holders. Success also depends on return to health by sprinters and distance men. Coach: John McKenzie.

NORTHEAST LOUISIANA: Team's top athlete is veteran half miler Bobby Simmons (had five wins and 1:50.3 best before being injured in '79). Another star is rapidly improving sprinter Hugh Stanford (10.45 in 100, 21.2 in 200). Jake Ford holds down jumps with 24-4 long jump and 48-4¼ triple jump. Coach: Bob Groseclose.

NORTHWESTERN LOUISIANA STATE: Return of 16 of last year's 18 leading scorers gives Demons something to look forward to; at least three members will be contending for spots in NCAA championships. Intermediate hurdler Vince Williams broke school record with 52.38; Jarrott Handy and Victor Oatis both went over 50 feet in triple jump and over 24-8 in long jump. Coach: Jerry Dyes.

PAN AMERICAN: Outlook is excellent in middle distances and distances, events in which Broncs compete chiefly (don't enter any field events due to limited scholarships). Two school record holders return—Jan Nilsson in the 1,500 with 3:49.07 and Gert Moller with 1:49.67 in the 800 and 51.96 in the 400 hurdles. Both the 3200-meter and distance medley team set school records last year of 7:26.99 and 9:49.56, respectively. Coach: Jimmy Skaines.

RICE: Owls return SWC 800 champ Bruce Gingrich (1:47.6) as well as premier distance men Michael Novelli (13:36.9 in 5,000) and Marty Froelich, both of whom missed conference meet with injuries. Other strengths will be Darrell Mouton (20.69 in 200) and 400 hurdlers Jesse James (51.42) and Rickey Thomas (50.96). 1979 finish: Fourth in SWC outdoor, seventh in indoor. Coach: Steve Straub.

SOUTHERN-BATON ROUGE: Jaguars had excellent recruiting year, with 10 returning lettermen, expect bright season. Top returnees are high jumper Everett Champion (6-10), sprinters Stephen Cox (10.4 in 100, 21.9 in 200) and Adrian Stacia (10.4 in 100,

22.1 in 200). Greg Isaac runs the 400 in 47.0. 1979 finish: Fifth in Southwestern Conference. Coach: Claude Paxton.

SOUTHERN METHODIST: Eight lettermen return, including school record holders Rob Gray (196-0 in discus), Greg McAllister (7-1½ high jumper), Tom Marino (13:55.9 in 5,000). Michael Carter, who broke high school shot record with 81-3½, should challenge for NCAA title as a freshman; four other freshmen have sub-9.4 times in the 100, so that group should propel Mustangs toward the top under new coach Ted McLaughlin. 1979 finish: Seventh in SWC outdoor, six in indoor.



SOFT LANDING—Nate Cooper of Villanova sails into the triple jump pit with a 53-11¼ mark at the IC4A Championships. The Wildcats placed first.

SOUTHWESTERN LOUISIANA: Last year's last-place finish in Southland was lowest ever for coach Bob Cole, but squad remains optimistic. Two school record holders return in sophomores Dana Cope (3:52.8 in 1,500) and Gervy Papion (9:09.8 in steeplechase). Sprinters Jason Charles (10.6 in 100) and Sid Banks (21.5 in 200) also return.

TEXAS: Longhorns return almost all who scored in SWC meet and helped win seventh SWC title in past eight years. Top returnee is Oskar Jakobsson, high-point man in SWC meet with 24 points (first in shot with 62-10¼, first in discus with 201-5

and fourth in javelin). Rickey Faggett could be best quarter miler in Texas history; Owen Hamilton gives help at 800 (1:47.28) but strength is needed in the 1,500 and up. Sprints should be much improved with return of Wayne Johnson (10.59 in 100). 1979 finish: First in SWC outdoor, fifth in indoor. Coach: Cleburne Price.

TEXAS A&M: Aggies return 18 lettermen from 11th-place NCAA team. Curtis Dickey (10.11) will be prime 100 man, relay runner. Randy Hall returns after finishing second in NCAA pole vault with 17-4. Leslie Kerr finished second in NCAA 400 with 45.51 and is back, as is fourth-place 400 relay team (39.8). 1979 finish: Second in SWC outdoor, third in indoor. Coach: Charles Thomas.

TEXAS-ARLINGTON: Mavericks look for improvement with return of top four performers—Allen Lowes in javelin with 252-7, Gilbert Smith in long jump with 25-6½, Ken Justice in discus with 176-1 and Anthony Gouldsby in 400 with 47.3. Gilbert placed seventh in NCAA long jump, Lowes 14th in javelin. 1979 finish: Fourth in Southland. Coach: Harold Perkins.

TEXAS CHRISTIAN: Horned Frogs will be young with 18 sophomores, five upperclassmen; but most have experience. Long jumper Emanuel Opubor (23-10¼), high jumper Spencer Sunstrum (7-0) should be backbone of field squad. Sophomore David Walker (10.3 in 100, 20.7 in 200) should head the running events. School record of 3:08.1 was set by 1600-meter team; Stuart Spangenburg returns with school record of 215-5 in javelin. 1979 finish: Eighth in SWC outdoor, indoor. Coach: Guy Thompson.

TEXAS TECH: Strong recruiting year should help Red Raiders climb out of SWC cellar. Top two returnees are James Mays (800 in 1:47.14), Dean Crowell (400 hurdles in 52.0), both school record holders. Greg Lautenslager (1,500 in 3:43.0) has had career of ups and downs and will be looking for consistency; both he and Mays qualified for NCAA meet but didn't place. 1979 finish: Ninth in SWC outdoor, eighth in indoor. Coach: Gerald Oglesby.

DISTRICT 7 (ROCKY MOUNTAINS)

AIR FORCE: Greater depth, improved relay teams should mark '80 Falcon team. Top athlete Bret Hyde returns as a junior; won TFA/USA steeplechase in 8:46.02. Thirty

lettermen return, including Don Walters (best time of 47.0 in 400), Gary Myers (1:50.8 in 800), Bobby Wright (10.5 in 100), high jumper Marc Duncan (6-10). Coach: Ernie Cunliffe.

BOISE STATE: Hurdles should be Broncos' strongest event with Gary Little (400 hurdles in 51.34; school and Big Sky Conference record holder) and Sean Cafferty (110 in 14.3). Broncos should be better balanced but not as powerful in sprints. Kenrick Camerud returns to run 400 (47.85). 1979 finish: Third in Big Sky outdoor, fifth in indoor. Coach: Ed Jacoby.

BRIGHAM YOUNG: NCAA decathlon champ Tito Steiner (7,918) will sit out '80 season to prepare for Olympics. Cougars should be stronger in high jump and will have standouts Chris Child in pole vault (16-8), Tapio Kuusela in hammer (206-3), Jari Keihas in javelin (257-0; third in NCAA meet). Will be in good shape in 5,000 with Doug Padilla (13:43.0). 1979 finish: Third in Western Athletic Conference outdoor, second in indoor. Coach: Clarence Robison.

COLORADO STATE: Distance runners again seem to be Ram strength, with Richie Harris in the 1,500 and Jon Sinclair in the 5,000, both of whom finished seventh in NCAA outdoor. Donnie Hill leads sprinters; Randy Rusing will head jumping corps. 1979 finish: Fifth in WAC indoor and outdoor. Coach: Jerry Quiller.

IDAHO: Vandals are favored to win Big Sky indoor and outdoor with three conference champs, 14 lettermen returning. High jumper Bob Peterson won Big Sky with 7-2 but has gone 7-3; Chuck Schmeoger returns in discus as defending conference champ with 169-9 but has thrown 174-5. Steve Saras returns in shot with conference title and 55-9¼ throw. John Trott runs the 800 in 1:48.71. 1979 finish: Second in Big Sky outdoor, fourth in indoor. Coach: Mike Keller.

IDAHO STATE: Sixth-place Big Sky finish was Bengals' worst in school history, so they expect to improve. Only one letterman is gone, and Bengals had outstanding recruiting year in distances and jumps. Two school record holders return—high jumper Rick Berrett (7-1½) and Felix Diaz in the 800 (1:50.96). 1979 finish: Sixth in Big Sky outdoor, third in indoor.

MONTANA: With return of several Big Sky placers, Grizzlies' outlook is better this year. Triple jumper Bill Johnson (49-2¼) has won the Big Sky the past two years;

conference champ Larry Weber returns with 1:51.83 time in 800. Grizzlies will be much deeper and will have talents of several freshman football recruits with great track credentials. 1979 finish: Fifth in Big Sky outdoor, seventh in indoor. Coach: Marshall Clark.

MONTANA STATE: Bobcats will rely heavily on underclassmen; have no senior class. Nine lettermen return, including high jumper Joe Moerkerke (7-1); hurdler Ken Riedl (14.2), who also long jumps (23-11) and triple jumps (46-7). 1979 finish: Seventh in Big Sky outdoor, sixth in indoor. Coach: Rob Stark.

NEVADA-LAS VEGAS: If all returnees are healthy throughout '80 (unlike '79), coach Al McDaniels will expect several school record-breaking performances, some NCAA qualifiers. Roy Dixon returns with school record in 110 hurdles (14.28). Other keys are high jumper Marc Holland (6-11¼), Johnny Ware (10.3 in 100, 21.79 in 200).

NEW MEXICO: Half miler Sammy Kipkurgat returns after redshirt season; his 1:46.3 in 880 was sorely missed. Lobo strengths lie in middle and long distances with Kipsubi Koskie (3:43.9 in 1,500). Hurdler Fawtel Kimaiyo returns in 110 hurdles with 13.7. Severe lack of depth will hurt Lobo chances. 1979 finish: Fourth in WAC outdoor, third in indoor. Coach: Bill Silverberg.

NORTHERN ARIZONA: Big Sky champs return 115 of 139 points after dominating '79 season. Keys will be Art Menchaca in steeplechase (8:36.0 at NCAA meet), Rob Stanley in 5,000 (14:44), Mark Lomeland in 1,500 (3:49.0). Total of 20 lettermen return. 1979 finish: First in Big Sky outdoor, second in indoor. Coach: Leo Haberlack.

SAN DIEGO STATE: Aztec 400 and 1600 relay teams (39.74 and 3:07.24, respectively) return three men, led by David Russell and Ed Daniels. Bill Halverson in pole vault (17-3), Richard Slaney in discus (189), Frank Schiefer in high jump (7-2) will lead field team. Bill St. John returns with 8:45.7 time in steeplechase. Russell was seventh in NCAA 200 with 20.89; Daniels holds Aztec record for 400 with 45.68. Coach: Dick Hill. 1979 finish: Second in WAC.

TEXAS-EL PASO: Miners lose only two of nine who scored for NCAA championship team, so watch out. Returning NCAA stars include Jerome Deal (first in 100 with 10.19), Suleiman Nyambui (first in 10,000 with 28:01.30), Michael Musyoki (second in

10,000 with 28:03.25), Svein Walvik (second in discus with 207-0), Richard Olsen (second in hammer with 218-2), Thommie Sjöholm (third in hammer with 214-1), Hans Alstrom (second in shot with 64-10¼). Several great recruits should make Miners even stronger in '80. 1979 finish: First in WAC indoor and outdoor. Coach: Ted Banks.

UTAH: New Ute coach Mike Jones hopes to inject some new life into track program and is off to good start with 15 recruits. Returnees Colin Clarkson (1,500 in 3:48.9) and Colin Szwed (1:49.3 in 800) should be big point scorers. 1979 finish: Seventh in WAC outdoor, sixth in indoor.

UTAH STATE: Aggies' strength will lie in distances with school record holder Tarald Lindvigsmoen (14:25.52 in 5,000) and Mike Kelly in steeplechase (8:50.2); in pole vault with national juco champ Corey Johnson; in javelin with conference champ Kent Bendixen (237-4); in high jump with conference champ and school record holder Cal Paskett (7-3). 1979 finish: Fourth in Pacific Coast Athletic Association. Coach: Ralph Maughan.

WYOMING: As in past couple of seasons, Cowboys will be very strong in distance events with Joe Nzau (fifth in NCAA 10,000 with 28:20.62), Simon Kilili (10,000 in 28:59.1), James Kamau (10,000 in 30:04.24). Discus thrower Jared Finley will lead with 183-110. Sprints will be a major weakness. 1979 finish: Fourth in WAC indoor, sixth in outdoor. Coach: Ron Richardson.

DISTRICT 8 (PACIFIC COAST)

ARIZONA: Wildcats won't have dual-meet depth of past several years but will have several individual standouts. NCAA finishers Thom Hunt (fourth in steeplechase with 8:26.8) and James Frazier (second in high jump with 7-3½) return to keep team on national level. Returnee Dennis Johnson tied the school 800 record with 1:49.8. Weak spots will be hurdles, throwing events; middle distances, jumping events will be strong. 1979 finish: Fifth in Pacific-10 Conference. Coach: Willie Williams.

ARIZONA STATE: Sun Devils will be looking to return to national limelight after disappointing showings in '78 and '79 NCAA meets. With Dwayne Evans in the 100 and 200 (best times of 10.23, 20.22) and Tony Darden in the 200 and 400 (20.48, 45.14), team should be very competitive in

sprints and both relays. Long jumper Danie Jackson (26-0¼), discus thrower Scott Hersh (193-2), high jumper Coart Owens (7-2) also return. 1979 finish: Eighth in Pac-10. Coach: Len Miller.

CALIFORNIA: Golden Bears should be reasonably well-balanced, with good people in 800 and up and in field events. Sprinters are adequate but there is no big burner. Decathlete David Steen (7,647) returns after setting school record; David Porath is strong in shot with 58-8, in discus with 183-0. Lloyd Guss runs the 400 hurdles in 51.08. If Cal were in any conference but Pac-10, marks would be more than competitive. 1979 finish: Seventh in Pac-10. Coach: Erv Hunt.

CALIFORNIA-IRVINE: Young Anteater team has only four seniors and 14 returning lettermen. Outstanding newcomers Greg Marjama (14.1 in 110 hurdles), high jumper Phil Chapman (7-0) join PCAA conference champ Thomas Frazier (1:51.1 in 800), Tony Wells (400 in 47.0), hurdler Tim Chambers (51.8 in 400), decathlete Wayne Gray (7,300). Anteaters placed 15th in NCAA meet. 1979 finish: First in PCAA. Coach: Kevin McNair.

CALIFORNIA-SANTA BARBARA: Gauchos will have depth in distance events, led by Mike LeBold (holds school steeplechase record) and Jim Triplett (broke school record in 5,000 with 14:18.8 and in 10,000 with 30:33.7). Also adding depth will be Chris Hughes, Joe Ebner, Mark Elwell, Mark Hilton, Ernie Reith. 1979 finish: Sixth in PCAA. Coach: Sam Adams.

NEVADA-RENO: After competing as independent for past 10 years, Wolf Pack enters Big Sky. Will be strong in middle distance and distance events with Joaquin Leano (14:20.0 in 5,000) and Rudy Munoz (9:04.0 in steeplechase). Jan Mikaelsson can throw the javelin 238. But overall, Wolf Pack may not be deep enough in jumps and hurdles to be strong contender for Big Sky title. Coach: Jack Cook.

OREGON: Ducks finished '79 season undefeated in duals, first in Pac-10 but disappointing fifth at nationals. Most of team

returns; and the keys at the nationals in '80 will be Rudy Chapa (second in NCAA 5,000 with 13:25.39), Alberto Salazar (third at NCAA 10,000 with 28:06.12). Jeff Stover was sixth in NCAA shot with 63-5¼. Other top returnees include Tom Hintnaws (17-6 pole vaulter), Reidar Lorentzen (271-2 javelin thrower). Coach: Bill Dellinger.

OREGON STATE: New coach Frank Morris takes over team that had 1-3 dual-meet record in '79. This will be rebuilding year for Beavers, who finished 15th in NCAA meet. Kasheef Hassan set a new school record and won NCAA 400 with 45.18, his all-time best. Joining him will be discus thrower Tim Fox (194-0), Mark Fricker in the 800 (1:53.4). 1979 finish: Ninth in Pac-10.

SOUTHERN CALIFORNIA: Trojans could well have greatest dash corps in their history after finishing seventh in NCAA meet. AAU 100 winner James Sanford (second in NCAA with 10.20), '78 NCAA 400 champ Billy Mullins (45.03) are back, along with Kevin Williams and Rod Bethany. David Omwansa returns after finishing third in NCAA 800 with 1:46.81, and returnee Jerry Mulligan tied for sixth in pole vault with 17-4¼. Kenny Hays will lead in jumps with 26-2¼ in long jump, 52-9 in triple jump. 1979 finish: Third in Pac-10. Coach: Vern Wolfe.

STANFORD: Key athlete Darrin Nelson tore a hamstring last year, which kept Cards from being competitive in Pac-10. In his absence, John Schaer led in the 800 (1:48.3), Dave Thomson in hammer (191-1). Both return with Nelson (if he is fully recovered) to form in '80 nucleus. Other keys are discus thrower Rick Buss (174-5), javelin thrower Gary Bruner (235-3), short-distance specialist Gordon Banks (21.0 in 200). 1979 finish: 10th in Pac-10. Coach: To be named.

WASHINGTON: Huskies will be strong in field events with Mike Mahovlich and Robert Moulder in javelin (251-10 and 249-0). Frosh Doug Meade is excellent high jump prospect (7-0¼). More help will come from Rich Bagley in hammer (196-9), from Dave Parker in pole vault (16-8). 1979 finish: Sixth in Pac-10. Coach: Ken Shannon.

Challenge to UTEP falls short, giving Miners impressive win

by John Conrad
Sports Writer, Eugene (Ore.) Register-Guard

Texas-El Paso, Renaldo Nehemiah and Don Paige all had one thing in common at the 1979 NCAA Outdoor Track Championships in Champaign, Illinois: they were unbeatable.

Before the meet began, much was being made of the foreign issue. Oregon, with only one foreign athlete, was expected to challenge Texas-El Paso's "Foreign Legion," with only one American, for the team title.

But the Miners weren't receptive to challenges, and the Ducks weren't up to mounting one. Reidar Lorentzen, Oregon's only foreign entry, came into the meet with the leading collegiate javelin throw in the country (271-2) but failed to place. Jerome Deal, Texas-El Paso's only American, scored an upset victory in the 100 meters with a time of 10.19.

The Ducks joined the pack, and the Miners breezed to the title with 64 points. They had enough to win after the first day of finals (50) and could easily have scored higher had coach Ted Banks not pulled distance stars Suleiman Nyambui and Michael Musyoki out of the 5,000 meters.


That pair had already done its job, however, in scoring a one-two victory over Oregon's Alberto Salazar in the 10,000 meters. The impressive Nyambui won in a meet record time of 28:01.3, while defending champ Musyoki clocked 28:03.25 for second. Salazar was left to settle for third, despite lowering his personal best by more than 30 seconds and moving to eighth on the all-time U.S. list with a 28:06.12.

Deal won in the 100, with James Sanford of Southern California second and former champion Harvey Glance of Auburn third. Richard Olsen and Thommie Sjöholm were second and third in the hammer for UTEP as Washington's Scott Neilson was becoming only the second four-time NCAA winner in one event. And Hans Almstrom was a surprise second in the shot put as UCLA's Dave Laut successfully defended his title with a throw of 66-11½.

The team race was over.


And if UTEP's foreigners enjoyed putting it to their critics, so did the Miners' American.

"We know that everybody is against



OVER THE HUMP—Washington State's Henry Rono leaves other steeplechasers behind on his way to an 8:17.92 first-place finish in the Division I championships.

the author



John Conrad, author of the national preview in the 1979 NCAA Track and Field Guide, has been covering track and field events at the University of Oregon, his alma mater, since 1974. The 1967 graduate played baseball while he was in school there and has since begun covering several other collegiate sports.

Conrad joined the staff of the Register-Guard in Eugene in 1969. Since then, his duties have grown to include covering such things as football at Oregon State and golf, including the NCAA championships.

us, and that makes us try harder," Deal said. "I'm on the inside, dealing with the Kenyans, Nigerians and all the others. They are human beings just like everyone else, and I don't know why people are so concerned about it.

"But I know it makes us try harder."

That settled and with even the staunch anti-foreign element forced to marvel at UTEP's excellent showing, the attention turned to the individual battles and the likes of Nehemiah of Maryland and Paige of Villanova.

Both had created a fair amount of interest heading into the meet. Nehemiah was coming off his new world record of 13.0 in the high hurdles, and defending champ and former American record holder Greg Foster of UCLA wanted to win badly—both because he fell and didn't finish the race in which Nehemiah broke the mark and because Foster was a former Illinois prep star competing before family and friends.

Paige, meanwhile, had everyone buzzing because of his impending bid to become the first double winner at 800 and 1,500 meters since Ron Delany of Villanova in 1958.

Nehemiah delivered handsomely. Wind of 3.45 meters per second ruled out any hopes of a world record, so Nehemiah had to be content with the fastest race of all time, a wind-aided 12.91. Foster again didn't finish the race, hitting the sixth hurdle hard and then knocking over the seventh before stopping short of the eighth.

Everyone agreed that the wind hurt Foster. "I didn't alter my stride," he said. "The wind just carried me into the hurdles."

Added Maryland coach Frank Costello, "Foster's size (6-3, 188) hurt him today. He's so big that he has to chop his steps, and the wind made it worse."

But Nehemiah felt he was hurt by the wind, too. "I wasn't that aggressive, because I felt I might fall," he said. "The wind can really throw you off if you're not careful."

Nehemiah said that he had been

more concerned about the wind than about Foster.

"I'm a little more advanced in technique," Nehemiah said. "Particularly when I'm in the air, I can beat Greg back to the ground."

"If Greg ever hits his best, you might see two sub-13 hurdlers; but Greg has to beat me five times now to even things up."

Paige's challenge did not come from another athlete but from an undertaking that many thought impossible at the NCAA level. Early on, the reason Paige accepted the idea of doubling was the belief that Villanova might be a factor in the team race. And the Wildcats did claim second with 48 points while UCLA was third with 36, Auburn fourth with 30 and Oregon fifth with 28.

But with the team race settled before the final day of competition began, Paige's challenge was strictly personal. The first part was considered almost automatic and it was, as Paige sat on a slow pace and outkicked everyone down the stretch to win the 1,500 in a time of 3:39.20.

The suspense came during the 800, just 40 minutes later, when Paige seemed to be floundering on the back stretch of the second lap and stood fourth coming off the final turn. But again his withering kick served him well, leaving him comfortably ahead at the tape in 1:46.18.

"Realistically, I doubted if I could do it," Paige said later. "I've run this double before, and I won both in the IC4A; but I didn't know what would happen at this level."

"I was hurting so much during the 800 that I just told myself I had nothing to lose. I had conditioned my mind for the pain. I knew I was going to be exhausted. I just told myself, 'It's going to hurt, so let it hurt.'"

Paige admitted that both races played into his hands tactically.

"If anybody wanted to beat me in the 1,500, he should have gone out a lot



CUTTING IT CLOSE—Missouri's Nat Page eyes the bar warily as he clears 7-3. He went on to win the NCAA championship with a 7-4½ jump.

faster," he said. "I just waited as long as possible to kick, and I was still capable of putting it into another gear if I had to."

"After that I thought for sure somebody would go out fast in the 800, but nobody did. That was the only chance I had to win, because I was counting on my kick."

Events such as these overshadowed but did not detract from several other notable events and performances.

There was Henry Rono of Washington State, who easily defended his steeplechase title in the time of 8:17.92—not up to the caliber of Rono a year ago when he set four world records and won the event at the NCAA meet with an 8:12.39, but not exactly shabby

either. It was better than a second faster than the American record, and Rono undoubtedly could have run faster if he had been pressed.

Although Washington State coach John Chaplin had said prior to the season that he might triple Rono in the steeple, 5,000 and 10,000, the idea never got off the ground, as Rono was slow to work himself into shape after his Herculean season in '78. He never recorded a qualifying time for 10,000; and since the Cougars weren't in the team race, there was no need to double him in the 5,000 meters.

After Nyambui and Musyoki dropped out, the 5,000 was left to defending champ Rudy Chapa of Oregon and talented black South African Syd-

ney Maree of Villanova.

Although Chapa ran 10 seconds faster than his winning time of the year before (13:35.29), he fell victim to the same situation that ruined teammate Salazar in the 10,000. Chapa was unprepared to force the pace hard enough to nullify Maree's finishing kick, and the 22-year-old sophomore went by on the next-to-last lap and never looked back. His 13:20.63 was both an NCAA meet record and a national record.

There was a total of four successful defending champions in the meet. In addition to Neilson in the hammer, Rono in the steeple and Laut in the shot, James Walker of Auburn blitzed the field in the intermediate hurdles with a 48.68.

Six defending champs couldn't repeat, including Chapa at 5,000, Musyoki at 10,000 and Foster in the highs.

Billy Mullins of Southern Cal did not get the opportunity to defend his title in the 400 because of an injury. The winner was Kasheef Hassan of Oregon State in 45.18. In the 800, defending champ Peter Lemashon was one of the few UTEP disappointments as he placed fifth. In the high jump, Franklin Jacobs of Fairleigh Dickinson-Teaneck went unplaced while 1977 champ Nat Page of Missouri returned to the top with a 7-4½ leap on his final attempt, nosing past James Frazier of Arizona and Jeff Woodard of Alabama, both of whom jumped 7-3½.

TEAM SCORING (with abbreviations)	
Texas-El Paso (UTEP)64
Villanova (Vil)48
UCLA36
Auburn (Au)30
Oregon (Or)28
Washington (Wa)28
Southern Cal (USC)25½
Maryland (Ma)22
Louisiana St. (LS)22
Washington St. (WaS)21
Arizona (Ari)20
Florida St. (FS)20
Tennessee (Ten)20
Texas A&M (TAM)20
Oregon St. (OrS)17
Brigham Young (BY)16
Cal-Irvine (CI)16
Houston (H)	14
Arkansas St. (ArkS)	10
Missouri (Mis)	10
Texas (Tex)	10
Mississippi St. (MS)	8
Western Michigan (WM)	8
Ohio St. (OhS)	8
Baylor (Ba)	8
Alabama (Al)	8
California (C)	7
Weber St. (WeS)	7
New Mexico (NM)	6
East Tenn. St. (ET)	6
Richmond (Rich)	6
San Diego St. (SDS)	6
Indiana (In)	6
St. John's (SJ)	5
Eastern Michigan (EM)	4
Rice	4
Florida (F)	4
San Jose St. (SJS)	3
Wisconsin (Wi)	3
Wyoming (Wy)	2
East Carolina (EC)	2
Kansas (K)	2
Oklahoma (Ok)	2
Illinois (Il)	2
Middle Tenn. St. (MT)	2
Bucknell (Bu)	1
Illinois St. (IS)	1
Arizona St. (AriS)	1
Michigan (Mic)	1
Virginia (Vir)	1

Other winners in the field events include Larry Myricks of Mississippi College in the long jump at 26-7¼; Nate Cooper of Villanova in the triple jump at 56-1¼, going from third to first on his last attempt; Paul Pilla of Arkansas State in the pole vault at 17-4¼; Tom Sinclair of Washington in the javelin at 261-3, and Bradley Cooper of Florida State in the discus at 209-9 after throwing a meet record 212-6 in qualifying.

The USC quartet of Kevin Williams, Colin Bradford, Sanford and Mullins gave the defending champ Trojans their only victory in the sprint relay with a 39.35 time. Louisiana State won the mile relay in 3:04.67 with Paul Jordan, Efreem Coley, Revey Scott and Greg Hill.

Tito Steiner of Brigham Young won his second NCAA decathlon crown with 7,918 points. And there was one other winner—the Bruins' fallen Foster, who came back from his disappointment in the highs to capture the 200 meter in 20.22.

"I'm happy I won because it means I'll go home with something," Foster said. "But it didn't make up for what happened in the highs. That event is still first with me. I want to be No. 1 and set the world record."

And that is the level you sometimes must attain to win at the NCAA championships.

INDIVIDUAL RESULTS

100-METER DASH

FINAL—1. Deal (UTEP) 10.19, 2. Sanford (USC) 10.20, 3. Glance (Au) 10.22, 4. Edwards (Il) 10.30, 5. Miller (Ten) 10.35, 6. Turner (LS) 10.35.

200-METER DASH

FINAL—1. Foster (UCLA) 20.22, 2. King (CI) 20.55, 3. Coleman (Or) 20.64, 4. Edwards (Il) 20.75, 5. Melvin (EC) 20.81, 6. Jones (IS) 20.83.

400-METER DASH

FINAL—1. Hassan (OrS) 45.18, 2. Kerr (TAM) 45.51, 3. Harris (Ten) 45.79, 4. McCoy (FS) 45.83, 5. Blair (Ten) 46.12, 6. Hill (LS) 46.21.

800-METER RUN

FINAL—1. Paige (Vil) 1:46.18, 2. McIntosh (WM) 1:46.76, 3. Omwansa (USC) 1:46.81, 4. Putrell (NE Missouri St.) 1:46.87, 5. Lemashon (UTEP) 1:46.93, 6. Hamilton (Tex) 1:47.28.

1500-METER RUN

FINAL—1. Paige (Vil) 3:39.20, 2. Harbour (Ba) 3:39.27, 3. Koskei (NM) 3:39.64, 4. Donoghue (SJ) 3:39.76, 5. Aldridge (Cal Poly-SLO) 3:40.72, 6. Clifford (C) 3:40.84.

5000-METER RUN

FINAL—1. Maree (Vil) 13:20.63, 2. Chapa (Or) 13:25.39, 3. Leek (ET) 13:37.82, 4. Rotich (UTEP) 13:42.24, 5. Stintzi (Wi) 13:44.69, 6. Fulton (OrS) 13:50.27.

10,000-METER RUN

FINAL—1. Nyambui (UTEP) 28:01.30, 2. Musyoki (UTEP) 28:03.25, 3. Salazar (Or) 28:06.12, 4. Cheruiyot (WaS) 28:10.32, 5. Nzau (Wy) 28:20.62, 6. Buckheit (Bu) 28:55.36.

110-METER HIGH HURDLES

FINAL—1. Nehemiah (Ma) 12.91w, 2. Oliver (OhS) 13:55, 3. Walker (Au) 13.68, 4. King (Rice) 13.61, 5. Darcus (Ten) 13.75, 6. Bransom (Or) 13.99.

400-METER INTERMEDIATE HURDLES

FINAL—1. Walker (Au) 48.68, 2. Otono (MS) 49.76, 3. Williams (Cal Poly-SLO) 49.78, 4. Dils (EM) 50.08, 5. Byram (Ok) 50.28, 6. Williams (Vir) 50.51.

3000-METER STEEPLECHASE

FINAL—1. Rono (WaS) 8:17.92, 2. Korir (Vil) 8:23.13, 3. Tuwei (Rich) 8:24.46, 4. Hunt (Ari) 8:26.73, 5. James (Ten) 8:30.26, 6. Jackson (Wi) 8:30.69.

HIGH JUMP

FINAL—1. Page (Mis) 2.25 (7-4½), 2. Frazier (Ari) 2.22 (7-3½), 3. Woodard (Al) 2.22 (7-3½), 4. Pringle (F) 2.19 (7-2¼), 5. Olson (Il) 2.19 (7-2¼), 6. Lattany (Mic) 2.19 (7-2¼).

LONG JUMP

FINAL—1. Myricks (Miss. College) 8.11 (26-7¼), 2. King (CI) 8.05 (26-5)w, 3. Armour (SDS) 8.05 (26-5), 4. McCain (LS) 7.93 (26-0¼)w, 5. Artis (MT) 7.87 (25-9¼), 6. Mitchell (AriS) 7.84 (25-8¼)w.

POLE VAULT

FINAL—1. Pilla (ArkS) 5.29 (17-4¼), 2. Hall (TAM) 5.29 (17-4¼), 3. Warner (UCLA) 5.19 (17-4¼), 4. Curran (UCLA) 5.19 (17-4¼), 5. Woepse (SJS) 5.19 (17-4¼), 6. McDonald (Cal Poly-SLO) 5.03 (16-6), 6. Mulligan (USC) 5.03 (16-6).

SHOT PUT

FINAL—Laut (UCLA) 20.41 (66-11¼), 2. Almstrom (UTEP) 19.78 (64-10¼), 3. Summers (Wa) 19.76 (64-10), 4. Pyka (Ma) 19.45 (63-9¼), 5. Gordien (UCLA) 19.36 (63-6¼), 6. Stover (Or) 19.35 (65-5¼).

DISCUS

FINAL—Cooper (FS) 63.94 (209-9), 2. Walvick (UTEP) 63.10 (207-0), 3. Fox (OrS) 61.44 (201-7), 4. Burton (OrS) 61.40 (201-5), 5. Geringer (No. Iowa) 60.76 (199-4), 6. Baughman (H) 59.46 (195-1).

JAVELIN

FINAL—1. Sinclair (Wa) 79.64 (261-3), 2. Juskus (Glassboro St.) 76.74 (251-9), 3. Keihas (BY) 76.00 (249-4), 4. Demill (UCLA) 75.70 (248-4), 5. Lorenzen (WaS) 74.02 (242-10), 6. Ransford (SJS) 73.50 (241-2).

HAMMER THROW

FINAL—1. Nielson (Wa) 72.32 (237-3), 2. Olsen (UTEP) 66.50 (218-2), 3. Sjolholm (UTEP) 65.26 (214-1), 4. Jesernig (WaS) 64.66 (212-2), 5. McArdle (Or) 64.38 (211-3), 6. Buxton (WaS) 63.92 (209-8).

TRIPLE JUMP

FINAL—1. Cooper (Vil) 17.10 (56-1¼), 2. Ivory (Ma) 16.84 (55-3), 3. Cannon (In) 16.64 (54-7¼), 4. Marlow (C) 16.34 (53-7¼), 5. Peters (Al) 16.22 (53-2½), 6. Caldwell (H) 16.16 (53-0¼)w.

DECATHLON

FINAL—1. Steiner (BY) 7,918, 2. Jacobs (Ari) 7,736, 3. Swanger (WeS) 7,643, 4. Herbst (H) 7,506, 5. Steen (C) 7,456, 6. Schneider (SJ) 7,452.

400-METER RELAY

FINAL—1. Southern Cal (Williams, Bradford, Sanford, Mullins) 39.35, 2. Auburn (Miller, Walker, Strother, Glance) 39.67, 3. Louisiana State (Jordan, Scott, Coley, Turner) 39.68, 4. Texas A&M (Kerr, Steen, Pittman, Dickey) 40.07, 5. Tennessee (Reid, Wilson, Grimes, Miller) 40.30, 6. Texas (Spoonster, Faggett, Omodiale, Paul) 40.32.

1600-METER RELAY

FINAL—1. Louisiana State (Jordan, Coley, Scott, Hill) 3:04.67, 2. Texas (Seale, Omodiale, Paul, Faggett) 3:04.67, 3. Florida State (Nelson, Caruthers, Simmons, McCoy) 3:05.62, 4. Tennessee (Home, Grimes, Harris, Blair) 3:05.76, 5. Kansas (Newell, Whitaker, McCall, Mickens) 3:06.63, 6. Southern Cal (Sanford, Walters, Bradford, Bethany) 3:07.06.



LEADER OF THE PACK—With time to spare, Renaldo Nehemiah of Maryland crosses the finish line of the NCAA 110-meter high hurdles in a wind-aided 12.91.

Division II Championships

Mustangs' team effort pays off in form of fourth championship title

by Stan Hieronymus

Sports Writer, The Peoria Journal-Star

As such competition has always been and must always be, the 1979 Division II Outdoor Track Championships were really a series of individual celebrations of outstanding and surprising performances. But at Macomb, where Western Illinois hosted the finals for a second straight year, there was also a sense of team; and it was as real as the rain that fell on the final Saturday.

Before the first step was run in the decathlon 100 meters, there was little doubt that Cal Poly-San Luis Obispo would capture its fourth team championship. That the Mustangs had scored only 21 points with just one hour and 50 minutes—or one field and 10 track finals—didn't change that. But few could have anticipated just how well Cal Poly-SLO would perform.

"If we do our best, really our best, I figure we can score 93 points," Cal Poly-SLO coach Steve Miller told a group of Hayward State jumpers shortly after breakfast Saturday morning. Not even Miller—a man of optimism, a setter of lofty goals—expected his team to score 95 points, the

second-highest total in college division history. Only Maryland State, with six individual champions in 1963, scored more (98).


Cal Poly-SLO won five events, scored in 13 of the 21 events and received scoring efforts from 14 athletes. The Mustangs set meet records in four of their victories.

"I can't believe it myself," Miller said. "It exceeded my expectations...We wanted to establish this as one of the greatest college division teams of all time."

The victory was particularly satisfying to Miller, a Chicago native in his third year at Cal Poly-SLO, for several reasons: it completed a running sweep for the Mustangs, who scored 42 points to win the 1978 cross country title by 123 points; Miller's father drove down from Chicago to watch one of his son's teams perform for the first time, and Miller is the Mustangs' only coach.

"There are a lot of coaches who would complain about that," Miller said. "But I stagger the day and the workouts. It makes me responsible to

the author



Stan Hieronymus started working at the Champaign-Urbana News-Gazette while he was in high school and continued there while attending the University of Illinois. He began working full-time after graduating in 1969, became city editor in 1972 and left for the Peoria Journal-Star in 1973.

At the Journal-Star, Hieronymus covers high school cross country and basketball and college basketball and track. He recently received a press service award from the Illinois High School Association for work on the state meet cross country program.

everybody, everybody responsible to me and everybody responsible to everybody else."

Ah, yes, the team. From the moment Jeff Small ran a personal best for third in the steeplechase—Saturday's first running final—there were Mustangs everywhere, always cheering, often dashing across the infield or coming out of the stands to hug a teammate.

"This is a team," said Mike Bush, who didn't wait to recover from anchoring the Mustangs' 440-yard relay victory before he was off to cheer teammate Danny Aldridge to a record in the 1,500.

Bush and his brother Kevin—both members of the second-place mile relay team—lead the team in Bible studies. It has been little more than a year since Miller became a Christian himself. His beliefs are strong, but he does not try to

impose them on others. "Coach Miller told us (the Bush brothers) that he felt we were leaders on the team," Mike Bush said, "and that that was a gift God gave us. But everything else was our decision."

Several other Cal Poly-SLO athletes made a similar decision. "It's not only a matter of believing in Christ," Miller said, "but also a matter of believing in themselves and everybody else."

Cal Poly-SLO finished 44 points ahead of Northridge State, which was also second to the Mustangs in the California Collegiate Athletic Association finals. It was the second straight year CCAA members went one-two. Cal Poly-SLO was second to Los Angeles State in the 1978 Division II meet.

The Mustangs were led by Jim Schankel, who swept the 5,000 and



STICK 'EM UP—It's not really a holdup, it's a Division II record-breaking 10,000 by James Schankel of Cal Poly-San Luis Obispo. His time was 29:07.90

10,000 meters for a second straight year, and Barton Williams, who ran a sizzling third leg in the 440-yard relay victory, won the intermediate hurdles in record time and carried the Mustangs to second in the mile relay with a 45-second anchor leg.

But those two had to share the spotlight with Larry Myricks of Mississippi College, who defended his long jump and 200 titles, giving him five Division II championships (he also won the long jump in 1976)—the most titles ever won by an individual.

Myricks, who set a 200 record in 1978, was beyond the 15-year-old long jump record of 26 feet on all five of his fair jumps and was denied a record only because of an aiding wind. His series was an astonishing 26-8½, foul, 26-3, 26-9¾, 26-7¾ and 26-1. The following week he won the Division I title and two weeks later went a windy 27-2 to capture the Amateur Athletic Union championship.

Schankel, a junior who spent two years in the Air Force, set records in both his victories. Saving himself for the 5,000 the next day, he still forced the pace through much of the 10,000 on Friday, then sprinted past Steve Alvarez of California-Riverside with 160 yards to go and won by 2½ seconds in 29:07.9. Alvarez and third-place finisher Garry Henry of Pembroke State were also under Gordon Minty's 1972 10,000-meter record.

In the 5,000, Schankel led most of the race and broke his own record as he finished more than four seconds ahead of second-place Casey Reinking of Eastern Illinois. Schankel ran 14:12.

Williams' third leg on the 440-yard relay made it easy for Mike Bush to anchor the 40.21 victory as Prairie View A&M, defending champion Adelphi and Southeastern Louisiana finished in that order within .04 of a second of one another. Less than half an hour later, Williams ran a record 49.82 in the intermediates to win by more than half a second and wipe out



NOW THAT'S SOME STRIDE—NCAA Division I long jump champ Larry Myricks of Mississippi College takes the Division II title as well with a 26-9¾ jump.

the record Sam Turner of Los Angeles State set in 1978. Turner did not run all spring because of an ankle injury.

Williams was a disappointing sixth in the 1978 hurdles race when he ran with a case of walking pneumonia. He demonstrated his good health a third time on the final day of the 1979 meet with his strong mile relay anchor carry.

but he couldn't catch Evans White of Prairie View A&M. The all-junior foursome defended its championship in 3:08.60 after equaling its 1978 record of 3:07.30 in the semifinals.

Other records were set in the shot put, hammer throw, steeplechase, 800 and 1,500 meters.

The biggest surprise was in the steeple as Curt Bacon of South Dakota State ran 8:50.20 in his third steeple ever. Bacon, a senior, was in seventh place with two laps to go and was just trying to finish in the top six so he would win an all-America certificate. "I was getting tired. My mind was wandering," he said. "I went after the guy in front of me, and when I caught him there were four more right there."

Bacon moved from the 1,500 because of teammate Mike Bollman. Bollman, who was second to Aldridge in the 1978 1,500 finals, forced the 1979 pace but couldn't get away from Aldridge. "I felt comfortable the whole way," said Aldridge, who took the lead coming off the final turn and then held off Bob Friedman of Northern Iowa to win in 3:43.90. Aldridge, Friedman and Bollman were all under the record Aldridge set in 1978.

In the 800, Dan Futrell used a similar kick to burst past defending champion White of Prairie View A&M. Futrell ran 1:46.81 and White 1:46.95, both quicker than White's 1978 record of 1:47.21. Futrell could barely speak after the race, which ended three-plus years of frustration.

He had finished second, second and fourth in three previous Division II 800 finals, lost the NCAA indoor title to White and was nipped by White in a special 800 at the 1979 Drake Relays. "I just changed the style of my race," said Futrell, who usually leads. "I decided I was going to play off him the way he plays off me."

Senior Brad Olson of Central Connecticut State improved almost 20 feet from 1978, when he was third, to win the hammer with a record throw of

206-1. Olson was a 47-foot shot putter as a freshman when he first started throwing the hammer.

"The shot is nice," he said, "but it doesn't go very far. If you're great, how far can you throw it? Seventy, 75 feet. In the hammer, if you get a good throw you can pack a lunch and go get it."

Northridge State freshman Joe Staub, who was redshirted last year because of a back injury, put the shot 62-7½ on his first effort for the record and championship. Staub, a smallish 6-0 and 210 pounds, also used his quickness to take second in the discus. Defending champion Brent Geringer of Northern Iowa won the disc with 175-1, nearly 20 feet short of his seasonal best because of a constant rain.

The Saturday afternoon rain also fell on the javelin and triple jump competition. Norman Finke of Northridge State was 20 feet short of his seasonal best in the javelin but still managed 220-10 to edge Jorgen Persson of Los Angeles State by three inches. The triple jump was even closer, as defending champion Doug Garner of Hayward State and teammate John Haynes both hit 51-10½. Garner won because his second-best jump was longer. Hayward State jumpers finished one-two-four-seven.

The pole vault began when it was raining, then finished more than four hours later—well after the mile relay. Kimmo Jokivartio of Los Angeles State and Bob Olsen of Hayward State both cleared 16-4, with Jokivartio winning on the basis of misses. Defending champion Raimo Eskola of Los Angeles State was fifth.

Other champions were Dave Bergstrom of Moorhead State with a personal best of 7-1¾ in the high jump; Steve Brodi of Northridge State with a 10-21 in the 100; Mike Barnes of Illinois-Chicago Circle with 46.30 in the 400; Bob Johnson of Eastern Illinois with 13.81 in the high hurdles, and Floyd Scholz of Central Connecticut State with 7,329 in the decathlon.

TEAM SCORING (with abbreviations)

Cal Poly-SLO (SLO)95	C.W. Post (CWP)10	Mt. St. Mary's (MSM)4
Northridge St. (NortS)51	Moorhead St. (MoS)10	Shippensburg St. (ShS)4
Prairie View A&M (PV)39	Indiana Central (IC)9	SE Louisiana (SL)4
Hayward St. (HS)38 7/10	St. Augustine's (SA)9	Springfield (Sp)4
Northern Iowa (NI)37½	Central Mo. St. (CMS)8	Albany St. (AS)3
Adelphi (A)30	NW Mo. St. (NWM)8	Chicago St. (CS)2
Los Angeles St. (LAS)29	Southern Conn. (SC)8	Delta St. (DS)2
Western Illinois (WI)25	Lowell (L)8	Eastern Wash. (EW)2
NE Missouri St. (NEM)24	New Haven (NH)8	Norfolk St. (NorfS)2
Eastern Illinois (EI)21½	Bellarmino (B)6	Nebraska-Omaha (NO)2
Central Conn. St. (CCS)20	Sacramento St. (SaS)6	W. Va. Wesleyan (WVW)2
Mississippi Col. (MC)20	E. Stroudsburg St. (ES)6	Mankato St. (MaS)1½
Cal-Riverside (CR)20	Pembroke St. (PS)6	Bakersfield St. (BS)1
North Dakota St. (NDS)16	South Dakota St. (SDS)6	Hampton (H)1
Ill.-Chicago Circle (ICC)16	Troy St. (TS)6	Lincoln (Mo.) (L)1
South Dakota (SD)12	Wayne St. (WS)6	

INDIVIDUAL RESULTS

100-METER DASH

FINAL—1. Brodi (NortS) 10.29, 2. Clarke (A) 10.42, 3. Tabron (WS) 10.45, 4. Kent (SLO) 10.46, 5. Davidson (DS) 10.49, 6. Lawson (SA) 10.51.

200-METER DASH

FINAL—1. Myricks (MC) 21.09, 2. Lawson (SA) 21.38, 3. Pettis (PV) 21.44, 4. Edmond (WI) 21.49, 5. Clarke (A) 21.52, 6. Byrd (L) 21.77.

400-METER DASH

FINAL—1. Barnes (ICC) 46.30, 2. Yearwood (NH) 46.50, 3. Terrell (PV) 46.60, 4. Harvey (SLO) 46.70, 5. Ford (AS) 47.30, 6. Lester (PV) 47.50.

800-METER RUN

FINAL—Futrell (NEM) 1:46.81, 2. White (PV) 1:46.95, 3. Glassmaker (NI) 1:48.55, 4. Burns (WI) 1:48.96, 5. Kiesel (EW) 1:49.00, 6. Osborne (LAS) 1:49.87.

1500-METER RUN

FINAL—1. Aldridge (SLO) 3:43.82, 2. Friedman (NI) 3:44.06, 3. Bolmann (ND) 3:44.30, 4. DiDonato (CWP) 3:45.80, 5. McInerney (EI) 3:47.06, 6. Denesik (SaS) 3:47.09.

5000-METER RUN

FINAL—1. Schankel (SLO) 14:11.97, 2. Reinking (EI) 14:16.27, 3. Huff (SLO) 14:16.39, 4. O'Brien (SD) 14:16.51, 5. Larkin (TS) 14:22.00, 6. Brown (MaS) 14:26.26, Bevens (WG) 14:26.26.

10,000-METER RUN

FINAL—1. Schankel (SLO) 29:07.90, 2. Alvarez (CR) 29:10.40, 3. Henry (PS) 29:19.60, 4. Doub (ShS) 29:23.50, 5. Curp (CMS) 29:36.00, 6. Anderson (MaS) 29:55.60.

110-METER HIGH HURDLES

FINAL—1. Johnson (EI) 13.81, 2. Holloway (WI) 13.98, 3. Derks (CMS) 14.04, 4. Greene (LAS) 14.14, 5. Curtis (CS) 14.17, 6. Williams (AS) 14.31.

400-METER INTERMEDIATE HURDLES

FINAL—1. Williams (SLO) 49.82, 2. Clarke (A) 50.45, 3. Johnson (A) 52.01, 4. Greene (LAS) 52.13, 5. Wycoff (NortS) 52.15, 6. Akers (NI) 52.29.

3000-METER STEEPLECHASE

FINAL—1. Bacon (NDS) 8:50.40, 2. Darling (NWM) 8:52.79, 3. Small (SLO) 8:57.08, 4. Gentry (TS) 8:57.97, 5. Packer (NortS) 9:01.34, 6. Hatfield (EI) 9:08.98.

HIGH JUMP

FINAL—1. Bergstrom (MoS) 2.18 (7-1¾), 2. Thornton (NEM) 2.14 (7-0¼), 3. Coleman (NortS) 2.09 (6-10¼), 4. Radan (SaS) 2.09 (6-10¼), 5. Reddecliff (WVW) 2.09 (6-10¼), 6. McClairn (Bethune-Cookman) 2.09 (6-10¼), 6. Churchman (HS) 2.09 (6-10¼), 6. Reinhard (HS) 2.09 (6-10¼).

LONG JUMP

FINAL—1. Myricks (MC) 8.17 (26-9¼), 2. Forrest (CR) 7.54 (24-8¼), 3. Safranski (WI) 7.50 (24-7¼), 4. Garner (HS) 7.45 (24-5¼), 5. Haynes (HS) 7.44 (24-5), 6. Armitage (NO) 7.26 (23-9¼).

POLE VAULT

FINAL—1. Jokivartio (LAS) 4.98 (16-4), 2. Olsen (HS) 4.98 (16-4), 3. McDonald (SLO) 4.88 (16-0¼), 4. Reyes (SLO) 4.88 (16-0¼), 5. Eskola (LAS) 4.88 (16-0¼), 6. Larson (EI) 4.73 (15-6¼), 6. Jamerson (NI) 4.73 (15-6¼).

SHOT PUT

FINAL—1. Staub (NortS) 19.09 (62-7½), 2. Wollman (IC) 18.33 (60-1¼), 3. Ferency (ES) 17.94 (58-10¼), 4. Geringer (NI) 17.53 (57-6¼), 5. Johnson (HS) 17.29 (56-8¾), 6. Toma (SLO) 16.93 (55-6½).

DISCUS

FINAL—1. Geringer (NI) 53.36 (175-1), 2. Staub (NortS) 51.46 (168-10), 3. Alfred (SDS) 51.06 (167-6), 4. Albritton (SLO) 50.66 (166-2), 5. Brice (L) 50.50 (165-8), 6. Wollman (IC) 49.28 (161-8).

JAVELIN

FINAL—1. Finke (NortS) 67.32 (220-10), 2. Persson (LAS) 67.25 (220-8), 3. Clark (B) 66.05 (216-8), 4. Tarnowicz (Sp) 65.38 (214-6), 5. Howe (CR) 64.56 (211-10), 6. Wort (WI) 63.76 (209-2).

HAMMER THROW

FINAL—1. Olson (CCS) 62.82 (206-1), 2. Rodgers (SC) 60.02 (196-11), 3. Linscheid (L) 58.58 (192-2), 4. Green (NortS) 56.90 (186-8), 5. Melinger (ICC) 56.02 (183-10), 6. Semar (BS) 55.06 (180-8).

TRIPLE JUMP

FINAL—1. Garner (HS) 15.81 (51-10½), 2. Haynes (HS) 15.81 (51-10½), 3. Alston (CWP) 15.40 (50-6¼), 4. McGlory (HS) 15.07 (49-5¼), 5. Frazier (SLO) 15.02 (49-3¼), 6. Cobbs (NO) 15.00 (49-2½).

DECATHLON

FINAL—1. Scholz (CC) 7,329, 2. Lawson (NI) 7,233, 3. Willey (SD) 7,228, 4. Olsen (MSM) 7,221, 5. Haydenluck (SD) 7,152, 6. Stoermer (WI) 6,878.

400-METER RELAY

FINAL—1. Cal Poly-SLO (Fredrick, Kent, Williams, Bush) 40.21, 2. Prairie View A&M (Davis, Pettis, Houston, Terrell) 40.55, 3. Adelphi (Sobers, Clarke, Schultz, Blue) 40.57, 4. Southeastern Louisiana (Djan, Morris, Apiagyei, Enchill) 40.59, 5. Cal-Riverside (Ewell, Simons, Orange, Forrest) 40.82, 6. Western Illinois (Lawyer, Geary, Safranski, Edmond) 41.47.

1600-METER RELAY

FINAL—1. Prairie View A&M (Coleman, Terrell, Davis, White) 3:08.52, 2. Cal Poly-SLO (K. Bush, M. Bush, Harvey, Williams) 3:08.90, 3. Northeast Missouri State (Bridges, Williams, Dampier, Futrell) 3:09.35, 4. Illinois-Chicago Circle (McKenley, Giescombe, Jackson, Barnes) 3:09.52, 5. Norfolk State (Baskin, Bartlett, Gore, Moore) 3:10.70, 6. Hampton (Ruffin, Powell, Williams, West).

Division III Championships**Rain hampers meet performances, dampens spirits and athletes alike**

by Dennis Lustig

Sports Writer, The Cleveland Plain Dealer

On the first day it rained...

On the second day it rained...

On the third day it rained.

And it was just fortunate for the 750 athletes from 150 colleges in 35 states that they weren't washed down the drains at Baldwin-Wallace College's Finnie Stadium.

The rain never stopped during the sixth annual NCAA Division III Outdoor Track Championships after the two-day decathlon session ended.

It's a good thing it wasn't snow that was falling in the bone-chilling air. Had it been freezing, 4.02 inches of rain would have been converted about to 40 inches of snow.

And as a result of the weather, just one meet record was set. That came in the final event as the rainstorms leveled off to cold drizzle.

Dan Henderson, a smooth-striding junior from Wheaton who was never pressed after the first mile, dominated the field in the 5,000 in 13:55.0. The meet mark of 14:19.32 was set last year

by Dale Kramer of Carleton.


Henderson and the Slippery Rock State track squad were the best of the "Raindrop Kids." Slippery Rock soared from last year's 47th-place finish to the championship this year.

Coach Bill Lennox's squad received 30 of its 48 points from sterling senior sprinter George Crunkleton, a transfer from Edinboro State. He won the 200 meters in 21.05 and the 100 meters in 10.64 and anchored the winning 400-meter relay team, which won in 41.40.

The margin of victory—four points over Glassboro State—came when the latter was disqualified in the trials of the 1,600-meter relay. Despite having the third-fastest overall time, Glassboro State was forced from the finals because of an illegal baton exchange.

Defending champion Occidental of Los Angeles figured again to be a powerhouse but managed only a seventh-place finish.

The team leader board at the end of the 21 events showed Slippery Rock

**the author**

Dennis Lustig of The Cleveland Plain Dealer sports staff is a man who had a golden spoon in his mouth but chose a different utensil. He could have been running a prominent family owned Cleveland advertising agency, but instead he chose to drop out of college in 1964 to come to the Plain Dealer as a sports clerk.

Since then he has been given a wide variety of assignments and has covered such major sports figures as Muhammad Ali, Nadia Comaneci, Olga Korbut, Larry Bird, Jack Nicklaus and Jim Brown, to name a few. He has been the Ohio college sports writer for Ohio's largest newspaper for 10 years and is also the paper's soccer and running events writer.

State first with 48 points, followed by Glassboro State 44, Hamline 38, Frostburg State 28, Southern-New Orleans 27, North Central 26, Occidental 23, Illinois Benedictine and Wheaton 20 each, Fitchburg State 19 and host Baldwin-Wallace 18½.

Henderson was satisfied with setting the only meet record but admitted later that he was a "little nauseated."

"I pulled ahead at the end of the first mile, and I think I could have done better if I had been pushed," said Henderson. "It was a good conditioner to me, but I've run better when I had competition—like at my 13:52 clocking at the Drake Relays. The past three days weren't exactly ideal for track."

Still, the incredible weather was the story of the meet. Said Silas Hudson of Coe College, winner of the 110-meter high hurdles in 14.27, "It was a good thing they didn't call the meet off, because we had a Tartan surface to run on. We haven't had a good season to

run in yet. I've run in 32-degree weather, but thank goodness I've never run in snow."

Kenny Davis, third leg on Southern's winning 1,600-meter relay team in 3:10.99, said, "I've never run in anything like this. It slows you down, and you can't get any good times. This is a drastic change for us. Our feet are as numb as drumsticks."

Steve Eisterhold of Aquinas couldn't use the weather as an excuse for not making it to the finals.


"This is close to the best weather we've had all season. We've had nine meets this year, and the temperature has been below the 40s in each of them. We figure this weather is an advantage to us. We went to the Ohio Relays and it snowed. We couldn't find good weather all season."

Slippery Rock State coach Lennox wasn't mad about the rain, either.

"We have made great strides since we scored just five points last year," he



HOW SWEET IT IS—North Central's Steve Jawor captures second place in the Division III 5,000 in 14:22.7, followed by Jack Kruse of Glassboro State, Bob Quick of Nebraska Wesleyan and Kim Wettlaufer of Bates. The first-place finisher was Dan Henderson of Wheaton in 13:55.0.



HAPPINESS PERSONIFIED—George Crunkleton (front) wraps up the Division III 400-meter relay for Slippery Rock State in 41.13.

said. "Crunkleton was the star of our show.

"I thought we could win the meet if we got 45 to 50 points. I figured we had it wrapped up when we won the 400-meter relay. The key was Glassboro State's relay team being disqualified."

Even though he never had seen more rain in his life, Lennox, who has been track coach at Slippery Rock State for 10 years, gladly will accept the role as a wet winning coach.

Before the rains came, Paul Trocki of Keene State scored 7,163 points to end Fisk's three-year domination of the decathlon. Trocki didn't take the lead until the eighth event, the javelin, when he earned 778 points with a throw of 201-4½. His last event, the 1,500-meter run, was his best; he turned in a 4:16.10 to run away from the field.

Trocki, sixth in the decathlon last year, won two events, was second in two, fourth in one and fifth in three.

Still, team winner Slippery Rock State did well in the decathlon as John Papa was second with 7,163 points and Tom Campion fifth with 6,616 points behind winner Trocki.

Hudson of Coe in the 110-meter high

hurdles (14.27) and Mark Severson in the discus throw with a heave of 172-7 were the only champions to defend their titles. Last year Hudson had a clocking of 14.63, and Severson had a heave of 173-8.

Crunkleton, the only double winner in the meet, won both the 100- and 200-meter dashes (10.64 and 21.05). Hiram's Bill Edwards (10.67 in the 100) and Fitchburg's David Farnsworth (21.1) were the closest pursuers.

Alvin Douglas of Southern won the 400-meter dash in 47.0, 2 off the NCAA Division III record. Matthew Childs of Pratt captured the 800-meter run in 1:49.50, .2 over the meet record.

The 1,500-meter run through the downpour was the closest event of the night. The top five finishers were blanketed .87 apart. Kevin Scheuer of Union won in 3:50.03, followed by Mike Palmquist of St. Olaf in 3:50.12, Greg Partamian of Occidental in 3:50.52, Rodney Garland of Brandeis in 3:50.84, Bill Geating of Allegheny in 3:50.87 and Bob Carroll of Fredonia State in 3:51.44.

Paul King of St. Thomas won the 3,000-meter steeplechase in 8:58.20, al-

most 10 seconds over the NCAA Division III record. Dexter Lehman of Tri-State captured the 10,000-meter run in 30:14.97, more than 30 seconds above the meet record.

Ted Carlson of Wheaton jumped from third to first in the 400-meter hurdles with a clocking of 56.81. His time last year was 52.19.

Slippery Rock State dethroned defending champion Morehouse in the 400-meter relay with the team of James Scott, Donald Johns, Hunter and Crunkleton coming in at 40.94. That is just .23 over Southern's NCAA Division III record of 40.71 set in 1977.

With the quartet of Ken Thibodeau, Delwin Davis, Ken Davis and Douglas, Southern won the 1600-meter relay in 3:10.99, close to the meet mark of 3:10.67 set by Stanislaus State in 1977.

Moving up from second last year to first this year were Kevin Hall of Occidental with a 6-11 in the high jump and Kent Namikas of Pomona-Pitzer with a leap of 49-9/4 in the triple jump.

However, Namikas was unable to defend his long jump title as he finished

third behind Rory Johnson of Illinois-Benedictine and John Mascoll of Fisk. Both had winning leaps of 23-7, but Johnson won on fewer misses.

Michael Phillips of Illinois-Benedictine shot up from fourth last year to first this year to win the pole vault with a leap of 15-2, still six inches under the NCAA meet record. Bad footing on the wet track made this event hazardous.

Mike Juskus of Glassboro State lost his javelin crown to Bill Wolfe of Millersville State. Wolfe threw 220-4/2, Juskus 217-1/2. Juskus had a throw of 222-8 last year.

Bruce Sterling of Tufts made a dramatic rise from a three-way tie for sixth in the hammer to a title this year with a throw of 178-6. Sterling had made incredible progress since he threw 152-9 last year. The meet record of 202-0 was set by Edward Healy of Fitchburg State last year.

Bill Dietrick of Nebraska Wesleyan won the shot put in 54-10, four feet under the meet record. Severson, the defending champion in this event, finished third with 56-6.

TEAM SCORING (with abbreviations)

Slippery Rock St. (SRS) .48	Lincoln (Pa.) (L) 12	Adrian (Ad) 4
Glassboro St. (GS) 44	Morehouse (Mo) 12	Brandeis (Br) 4
Hamline (Ha) 38	St. Thomas (ST) 12	Brockport St. (BS) 4
Frostburg St. (FroS) 28	Coe 11	Denison (Den) 4
Southern-N. O. (SNO) 27	Bates (Ba) 10	Lebanon Valley (LV) 4
North Central (NC) 26	Keene St. (KS) 10	Widener (Wi) 4
Occidental (Oc) 23	Tufts (Tu) 10	Jamestown (Ja) 3
Ill. Benedictine (IB) 20	Union (U) 10	Otterbein (Ot) 3
Wheaton (Wh) 20	DePauw (DeP) 8	Gettysburg (Ge) 2
Fitchburg St. (FiS) 19	Humboldt St. (HS) 8	Carleton (C) 2
Baldwin-Wall. (BW) 18 1/2	MIT 8	Case West. Res. (CWR) 2
Pomona-Pitzer (PP) 17	St. Olaf (SO) 8	Fredonia St. (FreS) 2
Pratt (Pr) 17	Simpson (S) 8	Juniata (Ju) 2
Fisk (Fi) 16	Stanislaus St. (SS) 8	Westfield St. (WS) 2
St. John's (Minn.) (SJ) 16	Augustana (Ill.) (Au) 6	Ashland (As) 1 1/2
Tri-State (TS) 16	Grinnell (Gr) 6	Aquinas (Aq) 1
Neb. Wesleyan (NW) 14	Allegheny (Al) 6	Doane (Do) 1
Millersville St. (MS) 13	Lock Haven St. (LHS) 6	Mount Union (MU) 1
Hiram (Hi) 12	Ohio Wesleyan (OW) 6	Wesleyan (We) 1

INDIVIDUAL RESULTS

100-METER DASH

FINAL—1. Crunkleton (SRS) 10.64, 2. Edwards (FiS) 10.67, 3. Farnsworth (FiS) 10.85, 4. Cooper (GS) 10.88, 5. Stokes (SS) 10.96, 6. Brown (Ot) 11.02.

200-METER DASH

FINAL—1. Crunkleton (SRS) 21.05, 2. Farnsworth (FiS) 21.1, 3. Cooper (GS) 21.28, 4. Edwards (Hi) 21.97, 5. High (MS) 21.98, 6. Johnson (BW) 22.0.

400-METER DASH

FINAL—1. Douglas (SNO) 47.0, 2. Hadley (GS) 47.3, 3. Ocel (Ha) 47.7, 4. Milkent (NC) 48.13, 5. Parker (L) 48.25, 6. Suero (Pr) 48.73.

800-METER RUN

FINAL—1. Childs (Pr) 1:49.5, 2. Rivera (GS) 1:50.7, 3. Tyler (Ba) 1:50.8, 4. Johnson (Fi) 1:51.17, 5. Mallon (NC) 1:51.52, 6. Woodbeck (Aq) 1:51.54.

1500-METER RUN

FINAL—1. Scheuer (U) 3:50.03, 2. Palmquist (SO) 3:50.12, 3. Partamian (Oc) 3:50.52, 4. Garland (Br) 3:50.84, 5. Geating (Ge) 3:50.87, 6. Carroll (FreS) 3:51.39.

5000-METER RUN

FINAL—1. Henderson (Wh) 13:55.0, 2. Jawor (NC) 14:22.7, 3. Kruse (GS) 14:22.88, 4. Quick (NW) 14:23.91, 5. Wettlaufer (Ba) 14:25.3, 6. Smith (We) 14:26.9.

10,000-METER RUN

FINALS—1. Lehmann (TS) 30:14.97, 2. Metzger (SJ) 30:31.50, 3. Gavin (FroS) 30:33.76, 4. Kruse (GS) 30:34.07, 5. Pappas (C) 30:35.62, 6. Landin (MU) 30:39.44.

110-METER HIGH HURDLES

FINAL—1. Hudson (Coe) 14.27, 2. Christian (FroS) 14.29, 3. Paschke (BW) 14.37, 4. Skoczen (BW) 14.61, 5. Rissell (OW) 14.64, 6. Dorvall (Oc) 14.74.

400-METER HURDLES

FINAL—1. Carlson (Wh) 51.81, 2. Johns (SRS) 51.89, 3. Hartz (Al) 52.10, 4. Rissell (OW) 52.29, 5. McNelly (Ju) 52.67, 6. Woodruff (St) 53.03.

3000-METER STEEPLECHASE

FINAL—1. King (ST) 8:58.2, 2. Hatlie (SJ) 9:06.78, 3. Lauber (TS) 9:10.99, 4. Dauncey (HS) 9:12.21, 5. Malander (ST) 9:13.33, 6. Hammond (Ba) 9:15.17.

HIGH JUMP

FINAL—1. Hall (Oc) 2.10 (6-11), 2. Kerwin (NC) 2.08 (6-10), 3. Haunie (Au) 2.08 (6-10), 4. Jones (Den) 2.03 (6-8), 5. Hunt (As) 2.03 (6-8), 6. Thomas (BW) 2.03 (6-8).

LONG JUMP

FINAL—1. Johnson (IB) 7.20 (23-7 1/2), 2. Mascoll (Fi) 7.19 (23-7), 3. Namikas (PP) 7.16 (23-6), 4. Freeman (MoS) 7.05 (23-1 1/2), 5. Grant (BS) 7.04 (23-1 1/4), 6. Duronsclet (SNO) 6.98 (22-10 3/4).

POLE VAULT

FINAL—1. Phillips (IB) 4.62 (15-2), 2. Hill (DeP) 4.47 (14-8), 3. Jungbauer (Ha) 4.47 (14-8), 4. Buslach (HS) 4.47 (14-8), 5. Gergel (CWR) 4.47 (14-8), 6. Carmack (MS) 4.32 (14-2).

SHOT PUT

FINAL—1. Dietrick (NW) 16.71 (54-10), 2. Lander (Ha) 16.40 (53-9 3/4), 3. Severson (Ha) 16.31 (53-6 1/2), 4. Behlmer (NC) 16.05 (52-8), 5. Manders (Ha) 15.90 (52-2), 6. Hausauer (Ja) 15.84 (51-11).

DISCUS

FINAL—1. Severson (Ha) 52.06 (172-7), 2. Hennessy (S) 48.06 (157-9), 3. Briles (Gr) 47.40 (155-6), 4. Southworth (Ad) 47.26 (155-1), 5. Kowalski (BS) 47.08 (154-3), 6. Seavey (PP) 46.98 (154-1).

JAVELIN

FINAL—1. Wolfe (MS) 67.17 (220-4), 2. Juskus (GS) 66.18 (217-1), 3. Dressler (LHS) 64.36 (211-2), 4. Hendershot (LV) 60.40 (198-2), 5. Leininger (Ja) 59.88 (196-5), 6. Rodriguez (Ba) 59.02 (193-8).

HAMMER THROW

FINAL—1. Stirling (Tu) 54.40 (178-6), 2. Sifferlen (MIT) 53.20 (174-6), 3. McCabe

(Worcester Tech) 52.60 (172-7), 4. O'Connor (FiS) 50.84 (166-9), 5. Aurilio (WS) 48.15 (157-11), 6. Paganello (FreS) 47.56 (156-0).

TRIPLE JUMP

FINAL—1. Namikas (PP) 15.17 (49-9¼), 2. Hunt (L) 14.92 (48-11½), 3. Cook (SS) 14.90 (48-10¼), 4. Grzeszkowiak (Wi) 14.78 (48-6½), 5. Bailey (L) 14.76 (48-5¼), 6. Holland (Coe) 14.58 (47-10).

DECATHLON

FINAL—1. Trocki (KS) 7,163, 2. Papa (SRS) 7,048, 3. Philbin (FroS) 6,797, 4. Mascoll (Fi) 6,748, 5. Campion (SRS) 6,616, 6. Brown (FiS) 6,611.

400-METER RELAY

FINAL—1. Slippery Rock State (Stitt, Johns, Hunter, Crunkleton) 41.13, 2. Morehouse (Banks, Allen, Gibson, Williams) 41.58, 3. Southern-New Orleans (Hanna, Langford, D. Davis, Douglas) 41.62, 4. Baldwin-Wallace (Litten, Johnson, McKinley, Skelly) 41.64, 5. Occidental (Dorvall, Henderson, Jefferson, Robinson) 42.09, 6. Doane (Bowen, Sheild, Humphrey, Fye) 42.35.

1600-METER RELAY

FINAL—1. Southern-New Orleans (Thibodeaux, D. Davis, K. Davis, Douglas) 3:10.99, 2. Frostburg State (Brady, Dudiak, Savoy, Butler) 3:12.38, 3. Pratt (Childs, Mayer, Suero, Thomas) 3:13.86, 4. Occidental (Morris, Grinstead, Henderson, Jones) 3:14.37, 5. Baldwin-Wallace (Amani, McDowell, Hammer, Skelly) 3:15.19, 6. Otterbein (Rader, Woodruff, McKenzie, Smith) 3:15.88.

TFA/USA Championships**Great performances mark meet****Prepared by Berny Wagner, TFA/USA**

Eighteen former Olympians and athletes from 26 clubs and 32 colleges and universities took part in the first Track and Field Association of the United States of America Championships, held on May 25-26 at Wichita State University.

Highlights of the meet included an 18-2 jump by pole vaulter Mike Tully, a 7-3¼ jump by high jumper Franklin Jacobs of Fairleigh Dickinson-Teaneck, a 49:56 performance in the 400-meter hurdles by Oklahoma's Gregg Byram, a throw of 213-10 in the discus by Ken Stadel of the Southern Cal Striders and a new stadium record in the 5,000 by Craig Virgin of the St. Louis Track Club, who ran 13:31.7.

SCORING—University Division—Kansas 61, Texas A&M 34, Wichita State 34, Lamar 32, Oklahoma 31½, Oklahoma State 24, Missouri 24, West Texas State 18, Georgetown 14, Georgia Tech 14, Fairleigh Dickinson-Teaneck 14, Colorado State 14, Cornell 14, Miami (Ohio) 14, Arkansas 12, Texas Tech 10, Northwest Louisiana State 10, South Carolina 10, Texas-Arlington 10, Illinois 10, St. John's 10, Nevada 8, Temple 8, Louisiana State 8, Indiana 8, Barton County Junior College 6, North Texas State 6, Kansas State 5, Mississippi 4, Alabama 4, McNeese State 2, Kansas Wesleyan 1; **Open Division—**Maccabi Union 98, University of Chicago TC 57, So. California Striders 38, Pacific Coast Club 32, Athletics West 25, Aggie Running Club 20, Athletic Attic of Oregon 20, Athletic Attic of Oklahoma 20, OG Athletic 18, St. Louis TC 10, Houston Hurricans 10, Iceland TC, Air Force 10, DC International 10, New York Athletic Club 8, Army 8, Wisconsin TC 8, Kegonsa TC 8, Colorado TC 7, Las Vegas TC 6, West Valley TC 5, Running South TC 4, Titan Athletic TC 4, Charlottesville 4, Oregon TC 4, Second Sole TC 2.

100—Wiley (DCI) 10.31, Thomas (WTS), Larkin (GT), Kelly (O), Homes (L), Hill (CS); **100 INV.—**Wiley (DCI) 10.39, Garpenberg, Homes (L), Garrison (AA), Hogan (K); **200—**Rogers (MaU) 20.78, Hogan (K), Holmes (L), Butler (OS), Ofili (Mis), Bell (A); **400—**Rogers (MaU) 45.34, Vinson (CTC), Enyeart (PCC), Kurr (TAM), Dele (Mo), Wagner (C); **800—**Masterson (AA) 1:48.50, Mays (TT), DeReinzo (G), Wade (GT), Merer (FDT), Classleman (PCC); **1500—**Donoghue (SJ) 3:43.21, Rankin (AAOK), Spivey (In), Moturi (NTS), Davis (KS), Sinclair (CS); **5000—**Virgin (SLTC) 13:31.67, Lindsay (CTC), Mavis (Un), Brown (AW), Holleran (OTC), Castaneda (CoTC); **10,000—**Dwyer (OCU) 29:02.43, Childers (SuTC), Wysocki (LVTC), Alitz (Un), McKannan (RS), Birch (HH); **MILE INV.—**Durkin (CTC) 3:59.69, Lacy (WTC), Kane (AW), Muggleton (A), Musgrave (AAOK), Burleson (AW); **110-HH—**Kelly (OS) 13.76, Obasogie (M), Roberts (MaU), Davenport (KTC); **400-H—**Byram (O) 49.56, Graybehl (PCC), Angel (Army), Little (K), Royster (G), Vaughn (Mi); **3000-M STEEPLE—**Hyde (AF) 8:46.02, Bishop (O), Pollock (CoTC), Fisher (Cor), Tays (K), Swanson (K), Blackburn (KS); **3000-M STEEPLE INV.—**Marsh (AW) 8:39.00, Gray (OGE), Lundberg (CTC), Weeks (CoTC), Strong (SSTC), Gonser (Id).

HJ—Jacobs (FDT) 7-3, Page (Mo), Light (BCJC), Howard (TAM), Seay (O), Tonemacher (AF); **LJ—**Ogunfeyimi (MaU) 25-9, Adams (SC), Rea (CTC), DuVall (WS), Pleasant (O), Smith (T-A); **PV—**Tully (Un) 18-2, Olson (MaU), Haynie (SCS), Hall (TAM), Bell (Un), Porter (HH), Estes (MaU); **SP—**Halldorson (ITC) 67-¼, Anderson (CTC), Walker (AA), Paulette (TAA), Dolegiewicz (MaU), Stuart (CTC); **DISC—**Stadel (SCS) 65.19, Oerter (NYAC), Plucknett (WVTC), Gardner (MaU), Cain (Un); **JAV—**Geubelle (WS) 247-8, Thomas (T), Lowes (UTA), Derwin (Un), Winn (Un), Elkins (Mi); **TJ—**Tiff (SCS) 53-6¼, Stringfellow (Il), Marvin (LSU), Combs (K), Owolobi (K), Lloyd (McS); **HAM—**Farmer (SCS) 227-1, Berry (MaU), Dolegiewicz (MaU), Duffala (CS), Baginski (Cor), Zipko (Mi); **DECATHLON—**Whitson (SuTC) 7,674, Harvey 7,634, Barrier 7,469, Maestretti 7,302, Rainbolt 7,247.

RELAYS—400—Maccabi Union (Henderson, Fray, Roberts, Garpenberg) 40.78, Chicago Track Club, Lamar, Oklahoma State, Kansas; **1600—**Maccabi Union (Rogers, Loyd, Baker, Dramigue) 3:05.75, Pacific Coast Track Club, Lamar, West Texas State, Kansas.

Best Performances by Collegians

Compiled by Bob Steiner
in cooperation with Track & Field News

(h—hand-timed, w—wind-aided, *—adjusted hand timing, i—indoor performance)

100-METER DASH		Best Mark
Name, College		
Sanford, Southern Cal	10.07	
Glance, Auburn	10.12	
Coleman, Oregon	10.15	
King, Jefferson State	10.16	
Lattany, Georgia	10.16	
Coley, Louisiana State	10.17	
Deal, Texas-El Paso	10.19	
Brown, UCLA	10.20	
Mallard, Alabama	10.21	
Nehemiah, Maryland	10.24	

200-METER DASH		Best Mark
Name, College		
Mallard, Alabama	20.07	
Sanford, Southern Cal	20.19	
Foster, UCLA	20.20	
Lattany, Georgia	20.28	
Nehemiah, Maryland	20.37	
Coleman, Oregon	20.39	
Glance, Auburn	20.39	
King, California-Irvine	20.54	
Coley, Louisiana State	20.55	
Edwards, Houston	20.57	

hand timing		Best Mark
Name, College		
Mallard, Alabama	19.8	
King, Jefferson State	20.0	

400-METER DASH		Best Mark
Name, College		
Hassan, Oregon State	45.18	
McCoy, Florida State	45.18	
Coombs, Alabama	45.36	
Kerr, Texas A&M	45.51	
Taylor, Texas Southern	45.54	
Bunch, Arkansas-Pine Bluff	45.64	
Daniels, San Diego State	45.68	
Harris, Tennessee	45.79	
Walker, Auburn	45.81	
Simons, Southern Idaho	45.91	

800-METER RUN		Best Mark
Name, College		
Paige, Villanova	1:45.6	
White, Prairie View A&M	1:45.8	
McCall, Kansas	1:46.5	
McIntosh, Western Michigan	1:46.8	
Futrell, Northeast Missouri State	1:46.9	
Omwansa, Southern Cal	1:46.9	
Lemashon, Texas-El Paso	1:47.0	
Poehling, Nebraska	1:47.0	
White, California	1:47.1	

1500-METER RUN		Best Mark
Name, College		
Nyambui, Texas-El Paso	3:35.8	
Paige, Villanova	3:37.4	
Maree, Villanova	3:38.2	
Koskel, New Mexico	3:38.6	
Chapa, Oregon	3:38.7	
Harbour, Baylor	3:39.3	
Donoghue, St. John's	3:39.8	
Becklund, Arizona	3:39.9	
Clifford, California	3:39.9	

5000-METER RUN		Best Mark
Name, College		
Nyambui, Texas-El Paso	13:12.3	
Chapa, Oregon	13:19.3	
Rono, Washington State	13:20.4	
Maree, Villanova	13:20.7	
Salazar, Oregon	13:22.4	
Tuwe, Richmond	13:32.6	
Leek, East Tennessee State	13:34.5	
Hunter, Cleveland State	13:36.7	
Cuzzort, Western Kentucky	13:39.8	
Rotich, Texas-El Paso	13:42.3	
McChesney, Oregon	13:42.6	

10,000-METER RUN		Best Mark
Name, College		
Nyambui, Texas-El Paso	28:01.3	
Musyoki, Texas-El Paso	28:03.3	
Salazar, Oregon	28:06.2	
Cheruiyot, Washington State	28:10.4	
Murphy, Western Kentucky	28:12.5	
Nzau, Wyoming	28:20.7	
Dillon, Providence	28:26.8	
Davey, Tennessee	28:30.5	
Hunter, Cleveland State	28:40.8	
Buckheit, Bucknell	28:55.4	

110-METER HIGH HURDLES		Best Mark
Name, College		
Nehemiah, Maryland	13.00	
Foster, UCLA	13.28	
Edwards, West Virginia	13.48	
Oliver, Ohio State	13.62	
Darcus, Tennessee	13.68	
Coleman, Kansas	13.74	
Walker, Auburn	13.74	
Obasogie, Missouri	13.75	
Gough, Notre Dame	13.76	
Kelley, Oklahoma State	13.76	
Mahan, Boston	13.77	

400-METER INTERMEDIATE HURDLES		Best Mark
Name, College		
Walker, Auburn	48.48	
Otono, Mississippi State	49.39	
Williams, Cal Poly-SLO	49.41	
Byram, Oklahoma	49.56	
Whigham, Houston	49.84	
Dils, Eastern Michigan	50.08	
Sheffield, San Diego State	50.23	
Williams, Virginia	50.24	
Clark, Adelphi	50.45	
Citron, Florida State	50.48	

3000-METER STEEPLECHASE		Best Mark
Name, College		
Rono, Washington State	8:18.0	
Korir, Villanova	8:23.2	
Tuwe, Richmond	8:23.7	
Hunt, Arizona	8:26.8	
Clary, Oregon	8:26.9	
James, Tennessee	8:30.3	
Jackson, Wisconsin	8:30.7	
Gregorek, Georgetown	8:33.4	
Tuttle, Alabama	8:35.6	
Bickford, Northeastern	8:35.8	

HIGH JUMP		Best Mark
Name, College		
Jacobs, Fairleigh Dickinson	7-6	
Frazier, Arizona	7-5½	
Page, Missouri	7-5½	
McDaniel, Albany State	7-4	
Allen, Columbia	7-3½	
Lattany, Michigan	7-3½	
Olson, Illinois	7-3½	
Pringle, Florida	7-3½	
Woodard, Alabama	7-3½	
Berry, Indiana	7-3	
Davis, Utah State	7-3	
Paskett, Utah State	7-3	
Peterson, Idaho	7-3	
Radan, Sacramento State	7-3	

POLE VAULT		Best Mark
Name, College		
Olson, Abilene Christian	18-0½	
Oravetz, Washington	18-0¼	
Woepse, San Jose State	18-0¼	
Pilla, Arkansas State	17-10½	
Buckingham, Kansas	17-9	
Hintnaus, Oregon	17-8	
Warner, UCLA	17-6¼	
Estes, Abilene Christian	17-6	
Hall, Texas A&M	17-6	
McDonald, Cal Poly-SLO	17-6	

LONG JUMP		Best Mark
Name, College		
Myricks, Mississippi College	27-11½	
King, California-Irvine	26-11¾	
Williams, Abilene Christian	26-5	
Armour, San Diego State	26-1¾	
Atchade, San Jose State	26-1½	
McCain, Louisiana State	26-1½	
Mitchell, Arizona State	26-0½	
Holmes, Tennessee	25-11¾	
Jackson, Arizona State	25-11¾	
Ogunfeyimi, Ohio	25-11¾	

TRIPLE JUMP		Best Mark
Name, College		
Cooper, Villanova	56-1¾	
Ivory, Maryland	55-3	
Jordan, Tennessee	54-9	
Cannon, Indiana	54-8¼	

TRIPLE JUMP—cont.		Best Mark
Name, College		
Marlow, California	54-6¾	
Connor, Texas-El Paso	54-0¾	
DoDoo, Middle Tennessee	54-0½	
Agbebaku, Missouri	53-10½	
Garner, Hayward State	53-8¼	
Mobley, Western Kentucky	53-8	

SHOT PUT		Best Mark
Name, College		
Laut, UCLA	69-3¼	
Summers, Washington	65-11	
Gordien, UCLA	65-9	
Stover, Oregon	65-4¼	
Pyka, Maryland	65-10¼	
Almstrom, Texas-El Paso	64-10¾	
Baughman, Houston	63-10¾	
Staub, Northridge State	63-10¾	
Jakobsson, Texas	62-10¾	
Marks, Southern Illinois	62-8¾	

DISCUS		Best Mark
Name, College		
Cooper, Florida State	212-6	
Walvik, Texas-El Paso	211-4	
Scott, Texas A&M	205-11	
Burton, Oregon	203-4	
Baughman, Houston	203-2	
Fox, Oregon State	202-3	
Jakobsson, Texas	201-5	
Geringer, Northern Iowa	199-4	
Williky, Penn State	198-1	
McCulla, Kentucky	197-6	

HAMMER THROW		Best Mark
Name, College		
Neilson, Washington	238-6	
Olsen, Texas-El Paso	236-10	
Buxton, Washington State	230-7	
Sjoholm, Texas-El Paso	219-6	
Jesernig, Washington State	216-0	
McArdle, Oregon	215-10	
Bruno, Brown	208-9	
Kania, Dartmouth	208-4	
Lenz, Harvard	208-2	
Olson, Central Connecticut	207-5	

JAVELIN		Best Mark
Name, College		
Lorentzen, Oregon	278-1	
Kreider, Army	264-1	
Lyons, Texas	261-8	
Sinclair, Washington	261-3	
Juskus, Glassboro State	260-2	
Pajtas, Texas	259-11	
Keihias, Brigham Young	257-0	
Perbeck, Kansas State	255-2	
Mitrovich, Villanova	252-1	
Mahovich, Washington	251-10	

400-METER RELAY		Best Mark
Name, College		
Southern Cal	38.91	
UCLA	39.38	
Louisiana State	39.49	
Alabama	39.54	
Texas A&M	39.60	
Auburn	39.62	
Mississippi Valley State	39.64	
San Diego State	39.67	
Kansas	39.71	
Houston	39.72	

1600-METER RELAY

Louisiana State	3:04.7
Texas	3:04.7
Tennessee	3:05.1
Southern Cal.	3:05.4
Florida State	3:05.7
Prairie View A&M	3:06.0
Kansas	3:06.1
Texas Southern	3:06.1
Villanova	3:06.4
Lamar	3:06.8

DECATHLON

Steiner, Brigham Young	8,125
Herbst, Houston	7,903
Jacobs, Arizona	h7,902
Jackson, Arizona State	hw7,755
Steen, California	h7,647
Swanger, Weber State	7,643
Wise, Azusa Pacific	7,559
Barrier, Northwest Louisiana	h7,469
Schneider, St. John's	7,460
Jokinen, Brigham Young	7,413



ME AND MY SHADOW—Kasheef Hassan of Oregon State has the track to himself for a rare moment. He returns in 1980 to defend his NCAA 400-meter championship but faces stiff competition.

1979 College Championship Meet Results

Atlantic Coast Conference

SCORING—Maryland 212, Virginia 101½, Georgia Tech 86, North Carolina State 75½, North Carolina 67, Clemson 50, Duke 21, Wake Forest 6.

100—Nehemiah (M) 10.20, Williams (C), Larkin (GT), Calhoun (M), Davis (C), McIntyre (NCS); **200**—Nehemiah (M) 20.37, Williams (C), Davis (C), McIntyre (NCS), Lancaster (M), Larkin (GT); **400**—Miller (NC) 46.77, Delevoe (GT), Brown (NC), Patterson (NCS), Headlam (C), Bryant (M); **800**—Canty (V) 1:48.50, Wade (GT), Brown (V), Ungrady (M), Lockerie (NC), Morris (M); **1500**—Donegan (D) 3:48.57, Vogel (C), Alif (D), Francis (NCS), Robinson (WF), Belyea (M); **5000**—Green (M) 14:12.90, Hofstetter (NC), Brower (NCS), Cotton (V), Hage (M), Hamilton (NC); **10,000**—Hofstetter (NC) 29:16.10, Green (M), Coffman (C), Lyon (NCS), Haack (C), Bowles (D); **110-HH**—Robertson (M) 14.08, Person (M), Quick (NCS), Anderson (GT), Lanier (NCS), Williams (V); **400-H**—Person (M) 50.68, K. Williams (V), Robertson (M), Ke. Williams (V), Foreman (NCS), Beltzre (NCS); **3000-M** **STEEPLE**—Cotton (V) 9:03.50, Ruggles (V), Hage (M), Amigh (WF), Hankins (NC), Lynch (D).

HJ—Shuler (NC) 7-0, Rowland (GT), Vaux (M), Corbin (M), Grist (NCS), Phelps (V); **LJ**—Ivory (M) 24-3¼, Kent (M), Calhoun (M), Smith (V), Delevoe (GT), Bell (NCS); **PV**—McCarthy (M) 16-0, Lamp (M), Cabiness (V), Wilson (NCS), Forsythe (NCS), Shankle (D); **SP**—Pyka (M) 63-2¼, Salzano (NC), Tandron (GT), Hannah (NCS), Leavitt (NCS), Taylor (V); **DISC**—Horton (GT) 176-9, Vincenzen (V), Leavitt (NCS), Boelcer (GT), Crimmins (M), Pyka (M); **JAV**—Dubyski (M) 218-8, Mikula (V), Klinger (GT), Lucas (M), Diehl (D), Housley (GT); **TJ**—Ivory (M) 53-¾, Wilson (M), Alexander (GT), Jones (NCS), Ball (M), Anderson (V); **DECATHLON**—Bryan (V) 6,696, Palma (GT), Walsh (NC), Pierce (V), McGordy (M), Sailor (NCS).

RELAYS-400—Maryland (Calhoun, Lancaster, Wilson, Nehemiah) 40.2, Clemson, North Carolina State, Georgia Tech, North Carolina, Virginia; **1600**—North Carolina State (Patterson, Beltzre, McIntyre, Foreman) 3:08.13, Maryland, Virginia, Georgia Tech, North Carolina.

1980 Meet: April 18-19, Duke University, Durham, North Carolina

Big Eight Conference

SCORING—Kansas 143, Missouri 109½, Kansas State 66½, Nebraska 60, Colorado 59, Oklahoma 53½, Iowa State 41½, Oklahoma State 25.

100—Hogan (K) 10.49, Newell (K), Kelley (O), Ofili (M), Butler (OS), Jones (OS); **200**—Hogan (K) 20.68, Newell (K), Ofili (M), Kelley (O), Major (KS), Lavitt (M); **400**—Greenaway (C) 46.04, Mickens (K), Udo (M), Kuchel (IS), Mahoney (N), Jimerson (O); **800**—McCall (K) 1:46.46, Clark (M), D. Korir (IS), Poehling (N), Rohde (O), Z. Korir (IS); **1500**—Fluitt (N) 3:45.33, Davis (KS), Dunnigan (N), Sims (O), Lundy (C), Erickson (O); **5000**—Spilsbury (C) 14:03.75, Buhman (C), Coldsmit (K), Hunsaker (C), Anderson (C), McKeen (KS); **110-HH**—Coleman (K) 13.74, Obasogie (M), Page (M), Lavitt (M), Kelley (OS), Brooks (N); **400-H**—Bryam (O) 49.90, DaCosta (N), Patton (OS), Little (K), Brecka (IS), Trombley (M); **3000-M STEEPLE**—Johnson (C) 8:58.90, Blackburn (KS), Bishop (O), Fisher (M), Swanson (K), Tays (K).

HJ—Page (M) 7-1½, Phelps (N), Seay (O), Rainbolt (K), Titus (K), tie Piper (M) and Liddell (O); **LJ**—Agbebaku (M) 25-8, Sloan (KS), Whitaker (M), Eyibio (M), Bradshaw (K), Pleasant (O); **PV**—Buckingham (K) 16-2, Knauss (KS), Fuller (C), Morrisette (C), Eitel (IS), Zswislak (M); **SP**—Scheetz (IS) 61¾, Bradley (KS), Naas (OS), Locke (IS), McGeough (KS), Settle (IS); **DISC**—Harrell (M) 176-0, Kunz (N), Friedeman (K), Crowell (IS), Locke (IS), Korshoj (N); **JAV**—F. Perbeck (KS) 252-4, Bramiagi (KS), Drwal (N), Scott (K), M. Perbeck (KS), Schaaf (IS); **TJ**—Agbebaku (M) 53-1¾, Owolabi (K), Combs (K), Reardon (K), Sloan (KS), Page (M).

RELAYS-440—Kansas (Coleman, Newell, Hogan, Mickens) 39.80, Missouri, Oklahoma State, Oklahoma, Colorado, Iowa State; **MILE**—Kansas (Mickens, Whitaker, McCall, Hogan) 3:07.68, Oklahoma, Nebraska, Iowa State, Oklahoma State, Colorado.

Big Sky Conference

SCORING—Northern Arizona 139, Idaho 97, Boise State 89, Weber State 89, Montana 75, Idaho State 66, Montana State 65.

100—Mwebi (IS) 10.67, Curry (NA), Sam (BS), Grassle (M), Smith (NA), Reid (BS); **200**—Curry (NA) 21.00, Mwebi (IS), Pearsall (BS), DeFour (I), Grassle (M), Camerud (BS); **400**—Pearsall (BS) 46.91, Marshall (IS), DeFour (I), Camerud (BS), Wells (M), Hammett (I); **800**—Weber (M) 1:51.83, Godfrey (WS), Springs (NA), Chavez (NA), Smith (IS), Wilson (IS); **1500**—Chavez (WS) 3:49.21, Lomeland (NA), Beckman (I), Martinez (NA), Espinoza (NA), Hohnholt (WS); **5000**—Menchaca (NA) 14:25.14, Segura (WS), Gonsler (I), Steffens (BS), Lazo (NA), Martin (NA); **10,000**—Segura (WS) 30:52.69, Boland (M), Lazo (WS), Price (WS), Martin (NA), Janicki (WS); **110-HH**—Reidl (MS) 14.73, Fox (M), Martin (I), Little (BS), Scholten (NA), Cafferty (BS); **400-H**—Little (BS) 51.34, Ragan (BS), Giem (M), Fox (M), Kimmell (IS), Schmittou (M); **3000-M STEEPLE**—Menchaca (NA) 8:58.57, Espinoza (NA), Hohnholt (WS), Gonsler (I), Steffens (BS), Gerber (WS).

HJ—Peterson (I) 7-2, Rock (WS), Smith (BS), Morgan (I), Moerkerke (MS), Powell (IS); **LJ**—Ogg (MS) 24-11, Martin (I), Reidl (MS), Pollard (BS), Mitchell (NA), Gray (WS); **PV**—Wilkinson (NA) 16-0, Morgan (NA), Scully (MS), Tucker (NA), Reid (MS), Sullivan (I); **SP**—Saras (I) 55-9 $\frac{1}{2}$, Hartill (BS), Alexander (IS), Gondek (IS), Barrick (M), Askerlund (BS); **DISC**—Schmoeger (I) 169-9, DiRegolo (I) 163-5, Sample (NA), Missel (MS), Hartill (BS), Saras (I); **JAV**—Swanger (WS) 229-6, Butler (MS), Waldera (MS), Solberg (M), Rall (M), Worley (I); **TJ**—Johnson (M) 49-2 $\frac{1}{4}$, Shelton (NA), Ogg (MS), Mitchell (NA), Reidl (MS), Reed (I).

RELAYS-440—Boise State (Reid, Pearsall, Ragan, Sam) 40.71, Idaho State, Northern Arizona, Idaho, Montana, Weber State; **MILE**—Idaho State (Smith, Yizar, Wilson, Marshall) 3:14.08, Montana, Northern Arizona, Idaho, Weber State, Boise State.

Big Ten Conference

SCORING—Indiana 144, Michigan 111, Wisconsin 101, Ohio State 56, Illinois 44, Michigan State 40, Purdue 32, Iowa 15, Minnesota 8, Northwestern 5.

100—Graf (In) 10.60, Woolfolk (M), Copeland (In), Chisholm (Mi), Holloway (In), Gibson (I); **200**—Flowers (MS) 21.20, Graf (In), Woolfolk (M), Holloway (In), Copeland (In), Kraunik (I); **400**—Flowers (MS) 46.13, Cohen (OS), Peters (In), Afoon (Mi), Dobson (Mi), Grant (OS); **800**—Shroyer (In) 1:49.76, Thomas (M), Roberts (W), Menzyk (P), Franz (I), Rider (OS); **1500**—Crane (OS) 3:48.84, Elliott (Mi), Spivey (In), Metzler (Mn), Moore (MS), Baumgartner (Mi); **5000**—Stintzi (W) 14:14.58, Randolph (W), Eicken (I), Jackson (W), Crane (OS), Heikkinen (Mi); **10,000**—Stintzi (W) 29:47.58, Randolph (W), Savage (W), Oakley (N), Sweazey (Mi), Walters (I); **110-HH**—Oliver (OS) 13.97, Lundy (I), Hicks (Mi), Knutson (W), Elliott (I); **400-H**—Lundy (I) 51.68, Williams (Mi), Hicks (Mi), Hartman (W), Brown (I), Johnson (Mi); **3000-M STEEPLE**—Jackson (W) 8:42.80, Heikkinen (Mi), Laheurte (W), Weaver (Mn), Chandler (W), Craker (In).

HJ—Lattany (Mi) 7-3 $\frac{1}{2}$, Olson (I), King (MS), Hlavin (I), Pate (In), Coutts (OS); **LJ**—Cannon (In) 25-0 $\frac{1}{4}$, Laing (P), Pate (In), Ross (Mi), Jones (I), Ewald (In); **PV**—Fox (In) 16-8, Kimball (In), Slane (OS), Langford (P), Broek (I), Burkholder (P); **SP**—Braun (W) 61-2, Akins (OS), Schneider (MS), Rhodes (P), Lehmann (I), Krueger (W); **DISC**—Braun (W) 170-3, Lenzi (I), Boehmer (Mi), Rhodes (P), Angell (Mi), Akins (OS); **TJ**—Cannon (In) 52-9 $\frac{1}{2}$, Stringfellow (I), Perryman (I), Ewald (In), Davis (P), Simginton (N).

RELAYS-400—Indiana (Copeland, Phillips, Holloway, Graf) 40.74, Michigan, Michigan State, Ohio State, Iowa, Illinois; **1600**—Indiana (Holloway, Shroyer, Peters, Lundy) 3:08.76, Michigan, Purdue, Ohio State, Wisconsin, Iowa.

California Collegiate Athletic Association

SCORING—Cal Poly-San Luis Obispo 97, Northridge State 87, Los Angeles State 72 $\frac{1}{2}$, Cal-Riverside 48, Cal Poly-Pomona 18, Bakersfield State 15 $\frac{1}{2}$.

100—Brodi (NS) 10.46, James (NS), Johnson (LAS), Forrest (CR), Carr (LAS), Harvey (SLO); **200**—Williams (SLO) 21.05, James (NS), Harvey (SLO), Johnson (LAS), Orange (CR), Wharry (BS); **400**—Williams (SLO) 46.99, Jones (NS), Bush (SLO), Meriwether (LAS), Simons (CR), Vinson (LAS); **800**—Osborne (LAS) 1:50.69, Aldridge (SLO), Sanders (LAS), Stillings (LAS), Delagardelle (CPP), Synder (CPP); **1500**—Aldridge (SLO) 3:43.80, Garcia (CR), Jenness (CR), Edds (CPP), Rouse (LAS); **5000**—Schankel (SLO) 14:13.63, Alvarez (CR), Brenneman (NS), Traba (NS), Opperman (CPP); **10,000**—Alvarez (CR) 29:51.70, Brenneman (NS), Kingery (SLO), Traba (NS), Rubino (LAS); **110-HH**—Greene (LAS) 14.44, Brisco (LAS), Godinez (SLO), McCurtis (CR), Johnson (NS), Strong (BS); **400-H**—Wycoff (NS) 51.70, Greene (LAS), Strong (BS), Brisco (LAS), Johnson (NS),

McCurtis (CR); **3000-M STEEPLE**—Parker (NS) 9:07.30, Kirchoff (LAS), Small (SLO), Parks (CR), Buhler (CPP).

HJ—Coleman (NS) 6-8, Brownridge (CR), Healy (LAS), Garrett (BS), Soja (NS), Condon (SLO); **LJ**—Forrest (CR) 24-6 $\frac{1}{4}$, Norris (CR), Frazier (SLO), Hawk (LAS), Courtney (CPP), Minor (NS), Oden (CR), Stanley (BS); **PV**—McDonald (SLO) 17-0, Jokiovirtio (LAS), Hayes (SLO), Werner (NS), Bauche (SLO), Kibort (NS); **SP**—Staub (NS) 61-9, Toma (SLO), Paul (SLO), Michelmore (SLO), Traugher (NS), Wilcox (LAS), Rhoads (CR), Newman (CPP); **DISC**—Staub (NS) 169-11, Albritton (SLO), Vonogas (SLO), Koch (LAS), McCauley (NS), Green (NS), Woodward (CR); **JAV**—Howe (CR) 209-9, Penner (CPP), Finke (NS), Persson (LAS), Hart (SLO), Selby (BS), Vukicevich (SLO); **TJ**—Frazier (SLO) 49-6 $\frac{1}{4}$, DeCaro (LAS), Ward (NS), Hawk (LAS), Jones (LAS), McDowell (NS), Smith (BS); **HAM**—Semar (BS) 177-3; Brunner (SLO), McCauley (NS), Green (NS), Brisson (CPP); **DECATHLON**—Longfield (CPP) 6,792, Werner (NS), Kibort (NS), Vukicevich (SLO).

RELAYS-400—Cal Poly-SLO (Harvey, M. Bush, Williams, K. Bush) 40.50, Los Angeles State, Cal-Riverside, Bakersfield State, **1600**—Cal Poly-SLO (K. Bush, Hall, M. Bush, Williams) 3:10.89, Los Angeles State, Northridge State, Bakersfield State, Cal Poly-Pomona.

Central Collegiate Conference

SCORING—Michigan 96, Eastern Michigan 88, Toledo 80, Western Michigan 72, Pittsburgh 42, Bowling Green 38, Wisconsin 36 $\frac{1}{2}$, Purdue 36, Illinois State 36, Michigan State 23, Middle Tennessee State 22, Southern Illinois 20, Notre Dame 19, Penn State 16, Kent State 10, Central Michigan 9, Wisconsin-Milwaukee 2 $\frac{1}{2}$, Marquette 2, DePaul 0, Loyola 0, Northern Illinois 0.

100—Jones (IS) 10.72, Bailey (EM), Woolfolk (M), Graham (EM), Claxton (WM), Lacey (WM); **200**—Jones (IS) 21.26, Graham (EM), Chisholm (M), Ndocha (T), Rydeski (Mar), Woolfolk (M); **400**—Flowers (MS) 47.62, Bembry (T), Stegall (MT), Afoon (M), Stallworth (T), Ndocha (T); **800**—McIntosh (WM) 1:49.63, Erigari (T), Magack (T), Thomas (M), Anich (BG), Aragon (ND); **1500**—Karasiwicz (WM) 3:46.89, Williamson (T), Reighard (T), Baumgartner (M), Heikkinen (M), Housley (BG); **5000**—Lunn (BG) 14:31, Siriano (P), Zylstra (WM), Windnagle (T), Sweazey (M), Glessner (WM); **10,000**—Murtaugh (BG) 30:07, Glessner (WM), Sweazey (M), Cartledge (BG), Lewis (M), Novak (ND); **110-HH**—Gough (ND) 13.76, Dils (EM), Chisholm (M), Jackson (EM), Johnson (M), Hicks (M); **400-H**—Dils (EM) 51.06, Hicks (M), Lankford (PS), Austin (PS), Dobbertin (KS), Williams (MS); **3000-M STEEPLE**—Erigari (T) 9:04.00, Stinzi (W), Williamson (T), Windnagle (T), Chandler (W), Reighard (T).

HJ—Lattany (M) 7-0, Davis (IS), Elliot (EM), King (MS), Robbins (M), Cornell (WM), Silvis (W); **LJ**—Laing (P) 24-1, Artis (MT), Henry (M), Dracht (WM), Moore (EM), Jackson (EM); **PV**—Hunter (SI) 16-6, Geerlings (CM), Langford (P), Bastien (EM), Stewart (MS), Babits (WM); **SP**—Braun (W) 62-0, Divney (KS), Schneider (MS), Rhodes (P), Krueger (W), Summers (EM); **DISC**—Rhodes (P) 171-3 $\frac{1}{2}$, Braun (W), Angell (M), Boehmer (M), Diluigi (P), Strang (EM); **JAV**—Roebuck (P) 217-10 $\frac{1}{4}$, Scott (EM), Greene (WM), Bishop (WM), Ritter (BG), Brown (BG); **TJ**—Kinney (P) 52-3, Martin (IS), Davis (P), Ritter (BG), Kazimi (ND), Tucker (CM); **HAM**—Ritzman (SI) 186-3, Klimoff (WM), Summers (EM), Brown (BG), Trumbell (T), Downham (EM); **DECATHLON**—Bishop (WM) 7,112, Gravender (EM), Reynolds (W), Sapienza (P).

RELAYS-400—Michigan (Chisholm, Wheeler, Williams, Woolfolk) 42.23, Pittsburgh, Eastern Michigan, Notre Dame, Wisconsin-Milwaukee, Western Michigan; **1600**—Toledo (Gudgel, Magack, Ndocha, Bembry) 3:10.48, Middle Tennessee State, Penn State, Michigan, Eastern Michigan, Notre Dame.

Central Intercollegiate Athletic Association

SCORING—St. Augustine's 124, Norfolk State 115, Virginia State 89, Hampton 75, Johnson C. Smith 49, Livingstone 27, Winston-Salem State 18, Fayetteville State 10, Elizabeth City State 9, St. Paul's 2, Virginia Union 2.

100—Ray (NS) 10.26, Lawson (SA), Richardson (FS), White (NS), Powell (H), Barnes (JCS); **200**—Ray (NS) 20.55, Lawson (SA), White (WS), Powell (H), Cozart (JCS), Williams (H); **400**—West (H) 47.77, Moore (NS), Roger (JCS), Bailett (NS), Bryant (VS), Goode (JCS); **800**—Baskin (NS) 1:51.93, Calicut (VS), Gore (NS), Sweet (SA), Ruffin (H), Turner (VS); **MILE**—Sweet (SA) 3:59.72, Gore (NS), Foster (NS), Colquitt (JCS), Ward (SA), Hatch (VS); **3-MILE**—Peterson (L) 15.36, Ward (SA), Collett (MCS), Sweet (SA), Smith (SA), Blackmon (VS); **110-HH**—Pinckney (VS) 14.25, Bowles (VS), Nunn (WSS), Williams (FS),

Ballew (SA), Randolph (JCS); **400-H**—Womack (VS) 53.30, Roher (VS), Staley (SA), Harther (H), Butler (VS), Sharper (NS).

HJ—Hemmingway (VS) 6-10, Wiggins (H), Redfern (JCS), Lowery (NS); **LJ**—Gilliam (SA) 23-6, Hayes (NS), Freeman (VS), Jeeter (JCS), Bullock (VU); **PV**—Freeman (VS) 14-0, Pryor (NS), Roher (VS), Johnson (H), Carter (VS); **SP**—South (H) 50-3/4, Heaven (SA), Good (WSS), Davis (ECS), Jones (H); **DISC**—South (H) 154-3/4, Heaven (SA), Wilson (JCS), Myers (WSS), Williams (SA); **JAV**—Gray (SA) 201-2/4, Fuller (SA), Smith (SA), Jones (H), Staley (SA), Chambers (L); **TJ**—Rice (L) 48-10/4, Lowery (NS), Morgan (L), Rush (SA), King (SP), Jeeter (JCS).

RELAYS-400—Hampton (Whitehead, Powell, Williams, Campbell) 39.86, St. Augustine's, Norfolk State, Elizabeth City State, Johnson C. Smith, Virginia State; **MILE**—Norfolk State (Baskins, Bartlett, Gore, Moore) 3:14.14, Johnson C. Smith, Virginia State, St. Augustine's, Winston-Salem State, Elizabeth City State.

College Athletic Conference

SCORING—Rose-Hulman 116½, Principia 102, Centre 41½, Sewanee 14, Southwestern 12.

100—Hancock (RH) 10.0, Graebe (RH), Cindea (C), Atchinson (C), Quick (RH); **220**—Tappendorf (RH) 22.10, Hancock (RH), Glasscock (So), Snyder (P), Graham (So); **440**—Tappendorf (RH) 50.0, Bastien (C), Snyder (P), Ellis (Se), Lenox (RH); **880**—Bollinger (P) 1:55.50, Jenkins (P), Dayes (P), Marchman (S), Moher (C); **MILE**—Dates (P) 4:18.50, Olash (C), Mihailoff (P), Willcox (Se), Katz (P); **3-MILE**—Edwards (P) 14:45.10, Whalley (P), Raynes (C), Ligon (Se), Hilk (RH); **6-MILE**—Edwards (P) 31:42.40, Whalley (P), Ball (P), Maner (C), Whitaker (RH); **120-HH**—Stroder (RH) 15.7, Cassidy (RH), Phillips (RH), Pillow (C), Blodgett (P); **440-H**—Oatts (C) 57.00, Schipper (RH), Bruns (RH), Phillips (RH), Caldwell (P).

HJ—Maxwell (RH) 6-6, Moulton (P), Barney (Se), Stroder (RH), Gay (Se); **LJ**—Yeager (RH) 20-11½, Stroder (RH), Atchinson (C), Oatts (C), Quick (RH), **PV**—Novace (RH) 14-7, Hodson (RH), Cindea (C), Preston (P), March (P); **SP**—Franklin (P) 50-6½, Matovich (RH), Fiscus (RH), Dawson (P), Elliott (C); **DISC**—Franklin (P) 143-9, Altamoyer (RH), Dawson (P), Fiscus (RH), Elliott (C); **JAV**—Whitney (P) 190-4, Hodson (RH), Haas (RH), Moulton (P), Burwell (RH); **TJ**—Moulton (P) 43-3/4, Stroder (RH), Whitney (P), Gay (Se), Cassidy (RH).

RELAYS-440—Rose-Hulman 43.4, Centre, Southwestern, Principia; **MILE**—Principia 3:23.80, Rose-Hulman, Southwestern, Sewanee, Centre.

College Conference of Illinois and Wisconsin

SCORING—North Central 212, Augustana 203½, Wheaton 86½, Carthage 40, Millikin 21, Illinois Wesleyan 20, North Park 6, Carroll 0, Elmhurst 0.

100—Carlson (W) 10.96, Zoran (A), Bradley (W), Mores (NC), McMillan (A), Billings (CT); **200**—Meyer (A) 21.90, Martin (NC), MilKent (NC), Kohler (CT), Zoran (A), Sparkman (A); **400**—MilKent (NC) 48.41, Meyer (A), Sparkman (A), Kohler (CT), Clark (NP), Wanzo (CT); **800**—Nichol (NC) 1:54.51, Weber (CT), Mallon (NC), Nordstrom (A), Morgan (CT), Mallon (NC); **1500**—Henderson (W) 3:54.69, Jawor (NC), Mallon (NC), Isbell (A), Mellum (CT), Hurd (A); **5000**—Henderson (W) 14:49.33, Jensen (A), Scott (NC), Jawor (NC), Hurd (A), Milliman (NC); **10,000**—Milliman (NC) 30:57.71, Skarda (NC), Jensen (A), Hall (A), Pfitch (NC), Zobrist (NC); **110-HH**—Carlson (W) 15.41, Stille (A), McSwain (CT), Sundquist (A), Knourek (A), Haynie (A); **400-H**—Carlson (W) 53.12, Linder (NC), Davidson (A), Stille (A), Kines (M), Wimmersted (A).

HJ—Haynie (A) 6-8, Kerwin (NC), Rames (M), Dean (M), Glead (NC), Carsten (W), Millet (A); **LJ**—Jacks (A) 22-7/4, Simmert (NC), Nelson (W), Threlkeld (CT), Hartz (A), Iserman (A); **PV**—Schick (A) 14-0, Anderson (A), DeGraaf (IW), Hammer (NC), Woeltje (A); **SP**—Belmer (NC) 53-3/4, Siewert (NC), Blaser (A), Longfellow (A), Luck (IW), Crawford (NC); **DISC**—Lingner (A) 159-7, Belmer (NC), Siewert (NC), Thompson (IW), Luck (IW), Butzke (M); **JAV**—Hammer (NC) 187-7, Ems (A), Yost (W), McCaslin (W), Szmajda (IW), Haynie (A); **TJ**—Simmert (NC) 45-7/2, Johnson (NC), Catavatis (A), Pistorius (M), Pierce (M), Shirley (A).

RELAYS-400—Augustana 42.16, North Central, Wheaton, Illinois Wesleyan, North Park, Millikin; **1600**—Augustana 3:20.32, Carthage, North Central, Wheaton, North Park, Millikin.

Dixie Intercollegiate Conference

SCORING—Christopher Newport 132½, St. Andrews 62, Averett 32½, North Carolina Wesleyan 27, Methodist 8.

100—Thatcher (CN) 10.30, Brabson (NCW), Amos (SA), Pritchett (A), Alston (A), Breeden (CN); **220**—Thatcher (CN) 22.70, Brabson (NCW), Amos (SA), Jarvis (CN), Robinson (CN); **440**—Ross (CN) 53.40, Jarvis (CN), Craig (SA), Williams (CN), Vrooman (CN); **880**—Roberts (CN) 1:58.40, Felker (CN), Johnson (CN), Dronney (CN), Barnhill (M); **1-MILE**—Roberts (CN) 4:33.80, Johnson (CN), Barnhill (M), Dronney (CN), Faulkner (A); **3-MILE**—Ramey (SA) 15:39.80, Parcell (CN), Barnhill (M), Crawford (SA), Foubur (M); **120-HH**—Moore (CN) 16.10, James (NCW), Green (CN), Ruff (SA); **440-H**—Moore (CN) 50.50, Green, (CN), James (NCW), Williams (CN), Ruff (SA).

HJ—Amos (SA) 6-0, Williams (CN), Breeden (SA), Howell (SA), Jarvis (CN); **LJ**—Pritchett (A) 21-2/4, Amos (SA), Thatcher (CN), Breeden (SA), Moore (CN); **PV**—Vrooman (CN) 13-0, McCormack (A), Mitchell (SA), **SP**—Johnson (NCW) 41-3/4, Hammock (CN), Bagley (NCW), Jennings (CN), Garner (CN), **DISC**—Jennings (CN) 117-10, Hammock (CN), Bagley (NCW), Keller (SA), Moseley (SA); **JAV**—Roccasano (A) 171-7/2, Sparks (SA), Causey (CN), Keller (SA), Felker (CN); **TJ**—Pritchett (A) 42-5/2, Breeden (SA), Moore (CN), Amos (SA), Rose (CN).

RELAYS-440—Christopher Newport (Robinson, Jarvis, Moore, Thatcher) 45.80, Averett, St. Andrews; **MILE**—Christopher Newport (Felker, Ross, Johnson, Roberts) 3:29.30, St. Andrews, Averett.

East Coast Conference

SCORING—Delaware 135, Bucknell 123, St. Joseph's 75, Temple 69, La Salle 55, Drexel 53, Lehigh 51, Lafayette 36, Rider 12, West Chester State 11.

100—Simpson (Dr) 10.60, McCreary (De), Mosley (LaS), Lockett (B), Stumpo (SJ), Cosimano (B); **200**—Mosley (LaS) 21.60, McCreary (De), Lockett (B), Grieco (SJ), Simpson (Dr), Stumpo (SJ); **400**—Franchetti (LaS) 47.80, Ponente (SJ), Pascall (T), Baxter (T), McKeefrey (De), Wyatt (R); **800**—Burke (LaS) 1:52.80, Miller (T), Lehman (R), Gano (De), Hubsch (L), Blount (SJ); **1500**—Buckheit (B) 3:48.20, Genthler (SJ), Agnello (SJ), Pickell (B), McLaughlin (De); Devine (Le); **5000**—Buckheit (B) 14:34.60, Edmonds (B), Bickel (B), Davis (Le), VanBlunk (SJ), Woodside (De); **10,000**—O'Shea (B), Bickel (B), Edmonds (B) 31:01.10, Lane (SJ), Kempton (B), Kelsh (De); **110-HH**—Cranney (T) 14.20, Duttweiler (La), Strusowski (De), Gutowski (B), Libor (Dr), McAdams (SJ); **400-H**—Kelly (SJ) 52.50, LeNoir (De), Mastro (Dr), Duttweiler (La), Vanderhoof (SJ), Cognigni (La); **3000-M STEEPLE**—Sayer (B) 9:18.60, Knight (B), Celline (WC), Goodell (B), Palesko (B), Kaum (T).

HJ—Ramsey (De) 7-0, Ploucher (T), Dearborn (SJ), Thomas (LaS), Majewski (WC), McVan (WC); **LJ**—Luck (De) 6.92, Watson (T), Legan (B), Gebhard (De), Jenkins (B), Mosley (LaS); **PV**—Harris (La) 15-0, Doyle (Le), Burke (LaS), Wilson (De), Morris (De), McCaffrey (Dr); **SP**—Manahan (Dr) 156.68, Serafenas (De), Bright (T), Koucek (De), Harris (Dr), Ward (B); **DISC**—Serafenas (De) 53.0, Manahan (Dr), Hellekjaer (Le), Blair (La), Hutton (De), Bottner (De); **JAV**—Thomas (T) 71.62, Garza (LaS), Nikles (Le), Stone (Dr), Gorman (Le), Kokozka (R); **TJ**—Luck (De) 14.59, Hatch (Le), Gebhard (De), Walters (R), Legan (B), Coghlan (B); **HAM**—Swartz (le) 45.14, Blair (La), Serafenas (De), Menio (Le), Hutton (De), Darlak (WC).

RELAYS-400—St. Joseph's (Stumpo, Hyatt, Grieco, Kelly) 41.90, Delaware, Bucknell, Drexel, Temple, LaSalle; **1600**—St. Joseph's (Kelly, Grieco, Hyatt, Ponente), Delaware, Temple, Drexel, Bucknell, Lafayette.

Eastern Intercollegiate Conference

SCORING—Springfield 64½, Southern Connecticut State 32, Bates 31, Central Connecticut State 30, New Haven 29, Lowell 28, Southeastern Massachusetts 16, Fitchburg State 14, Brandeis 11, Providence 11, Westfield State 11, Coast Guard 10, Amherst 9, MIT 6, Salem State 4, Trinity 4, Colby 3½, Eastern Connecticut State 3, Worcester Tech 3, Worcester State 3, Wesleyan 3, Bentley 2, Bryant 2, Middlebury 2, Tufts 2, Boston State 0, Williams 0.

100—James (S) 10.78, Brown (FS), Moore (Br), Rapisarda (S), Daphnis (Br); **200**—Farnsworth (FS) 21.66, Hill (CCS), James (S), Winchester (WeS), Collella (CG), Moore (Br); **400**—Yearwood (NH) 49.72, Bouchard (S), Moore (SCS), Steinhuse (CG), Rucker (WT), Dominello (CCS); **800**—Tyler (Ba) 1:54.93, Campbell (NH), Costigan (WeS), DeRoo (Br), Paige (SCS), Lukas (MIT); **1500**—Dillon (P) 3:53.00, Cave (S), Quinn (P), Rafferty (P),



SURPRISE!—Arkansas State hurdler Barry Brown is surprised to find Memphis State's Bob Sanford jumping his hurdle in the Memphis State Invitational. Brown steered Sanford back into his own lane and went on to finish third in the 400 hurdles.

Ambrosechio (SCS); **5000**—Wettlaufer (Ba) 14:39.79, Hurton (L), Smith (West), Oliver (CG), Reed (P), Croke (P); **10,000**—Bayus (MIT) 31:10.90, Newhall (S), Ossoff (C), Rose (Ba), Cantillon (L), Winn (CCS); **110-HH**—Still (L) 14.47, Brown (S), Dobson (SCS), Hill (SM), Hunt (SM), Smith (NH); **400-H**—Nealy (CCS) 54.10, Carlson (SM), O'Connor (WeS), Sarna (CG), Woods (SCS), Groves (SM); **3000-M STEEPLE**—Kintzing (CCS) 9:00.50, Hammond (Ba), Kent (SM), Fereshtian (Be), Horowitz (M), Caron (CCS).

HJ—Hunt (SM) 6-7, Belcher (L), Radimer (NH), Mariley (T), Kazilionis (Co), Mau (S); **LJ**—Brady (SCS) 22-8 $\frac{3}{4}$, Spellman (NH), Collela (CG), Kormann (S), Kaczynski (S), Woods (SCS); **PV**—Johnston (SCS) 15-7 $\frac{1}{2}$, Brown (Ba), Wolcott (A), Tierney (WeS), Gibeault (ECS); **SP**—Lynch (S) 50-5 $\frac{1}{2}$, Lasorse (S), Miller (Ba), Horowitz (SCS), Mandile (WeS), Garner (CCS); **DISC**—Brice (L) 177-5, Mather (T), Lynch (S), Miller (Ba), Lesser (WT), Cavanaugh (S); **JAV**—Tarnowicz (S) 222-4, Rodriguez (Ba), Appel (SCS), Wilson (ECS), Nickel (Bry), Greenleaf (West); **TJ**—Spellman (NH) 47-8, Brown (S), Anderson (L), Thomas (SCS), Dragone (S), Wade (MIT); **HAM**—Olson (CCS) 194-8, Linscheid (L), Rogers (SCS), Pires (S), Colantino (Bry), O'Connor (FS); **DECATHLON**—Sutherland (A) 6,333, DePaulo (SS), Emrich (CCS), Snyder (Br), Szarmach (SCS), Bonneau (T).

RELAYS-440—Springfield 42.50, Central Connecticut State, Brandeis, Worcester Tech, Middlebury; **MILE**—New Haven 3:21.32, Fitchburg State, Westfield State, Springfield, Central Connecticut State, Southern Connecticut State.

Far Western Conference

SCORING—Hayward State 204, Stanislaus State 105, Sacramento State 102, Chico State 73, Cal-Davis 73, Humboldt State 62, San Francisco State 31.

100—Simmons (Ha) 10.50, Flenory (Ha), Stokes (St), Hill (Ha), Bates (SF), Carter (Ch);

200—Flenory (Ha) 21.70, Simmons (Ha), Stokes (St), Bates (SF), Delfatti (CD), Carter (C); **400**—Johnson (St) 47.70, James (Ha), Porter (C), Horn (St), Shumake (Ha), Roosevelt (SF); **800**—Woods (St) 1:53.20, Americh (Ha), Marcheschi (Ha), Klausner (S), Orvis (CD), Sneider (Ha); **1500**—Denesik (Sac) 3:50.40, Dowling (Ha), Morales (Hum), Borland (Hum), Simons (CD), Mackey (Sac); **5000**—Van Horn (Sac) 14:52.80, Peters (Hum), Becker (Hum), Baudenistel (Sac), Feenstra (Sac), Conover (Hum); **10,000**—Van Horn (Sac) 30:51.60, Becker (Hum), Feenstra (Sac), Bowles (Sac), Turney (Sac), Proust (Hum); **110-HH**—Reynolds (SF) 14.40, Lucky (St), Campbell (CD), Conley (Ha), Hill (Ha), Plantner (Sac); **400-H**—Harris (St) 52.90, Campbell (CD), Swift (St), Ducay (St), LaBeaux (Ha), Zavala (C); **3000-M STEEPLE**—Farrell (Sac) 9:15.20, Anex (CD), Dauncey (Hum), Martinelli (SF), Olson (C), Nicholson (Sac).

HJ—Radan (Sac) 7-3, Link (CD), Reinhart (Ha), Jenkins (Ha), Churchill (Ha), Abbott (Sac); **LJ**—Haynes (Ha) 23-6 $\frac{3}{4}$, Garner (Ha), Wayne (C), McGlory (Ha), Carter (C), Long (Ha), **PV**—Olson (Ha) 16-8, Reitz (Ha), Ruzicha (Ha), Grace (Ha), Bradley (SF), Konyk (C); **SP**—Johnson (Ha) 53-10, Linggi (Sac), Pittman (St), Bortoletto (Sac), Mohr (CD), Flores (CD); **DISC**—Silcox (C) 153-0, Westfall (Hum), Franks (CD), Murdock (C), Bortoletto (Sac), Slattery (CD); **JAV**—Rodnick (CD) 223-11, Lawry (Hum), Cawthon (St), Gilmore (SF), Mosbacher (C), Richards (CD); **HAM**—Kennon (C) 164-2, O'Hara (St), Inabnit (St), Wilson (CD), Cathey (St); **TJ**—Garner (Ha) 52-5 $\frac{1}{4}$, Haynes (Ha), Francis (Ha), McGlory (Ha), Zimmerman (CD), Cook (St); **DECATHLON**—Scruggs (CD) 6,679, Dyer (C), Fourier (Sac), Cobb (C), Reitz (Hay), Carpenter (St).

RELAYS-400—Hayward State (Simmons, James, Hill, Flenory) 41.30, Chico State, Stanislaus State, Sacramento State, Cal-Davis; **1600**—Hayward State (Shumake, Americh, James, Marcheschi) 3:15.40, Stanislaus State, Humboldt State, San Francisco State, Sacramento State, Chico State.

Great Lakes Conference

SCORING—Saginaw Valley State 156, Northwood 149, Ferris State 149, Hillsdale 98, Wayne State 59, Grand Valley State 8, Lake Superior State 1.

100Johnson (H) 10.27, Tabron (WS), McCoy (N), Kirkland (FS), Brown (H), Blakely (FS); 200—Johnson (H) 21.24, Tabron (WS), Kirkland (FS), Chism (H), Wiley (N), Brown (H); **400**—Patterson (FS) 48.48, Oparka (FS), Reed (N), Lelas (SV), DeWeerd (GV), Pertulla (H); **800**—Stark (H) 1:54.58, Gaines (SV), Rohrman (N), Lazar (WS), Mason (WS), Dargo (SV); **1500**—Johnson (H) 3:52.91, Derksen (SV), Ofansky (HD), McIntoch (SV), Sweeney (N), Dyer (SV); **5000**—Johnson (SV) 14:38.61, Johnson (H), Ofansky (H), Gould (N), Colley (H), Fitzgerald (SV); **10,000**—Steinberg (FS) 30:33.78, Peterson (SV), Kuchta (N), Cabriales (SV), Gould (N), Barnaby (SV); **110-HH**—Campbell (N) 14:27, Conlan (N), Welch (WV), Willey (N), Beauchamp (SV), Watkins (WS); **400-H**—Patterson (FS) 53.55, Conlan (N), Oparka (FS), Beauchamp (SV), Kelly (FS), Kenyon (LS); **3000-M STEEPLE**—Hostater (SV) 9:07.12, Henry (SV), Macerattini (WS), Blodger (FS), Hool (SV), Martin (FS).

HJ—Tallent (FS) 6-7, Snyder (SV), Rockett (N), Cook (FS), Griesing (FS), Obermice (N); **LJ**—Campbell (N) 22-3 $\frac{3}{4}$, Hamling (SV), Mohre (FS), Moore (FS), Campbell (N), Snyder (SV); **PV**—Whitman (N) 14-6, Mohre (FS), Turner (FS), Lordanou (SV), Brintlinger (FS), Herro (SV), Brao (WS); **SP**—Lunetta (N) 51-6 $\frac{1}{2}$, MacDougall (SV), Waters (SV), Newmarch (FS), Kristen (GV), Treiber (FS); **DISC**—Lunetta (N) 157-4, MacDougall (SV), Newmarch (FS), Mossey (H), Terry (FS), Treiber (FS); **JAV**—Genter (WS) 210-9, Love (SV), Lazar (WS), Guyton (N), Larkin (SV), Polecaro (N); **TJ**—Campbell (N) 44-2, Moore (FS), Iordanou (SV), Mitchell (FS), Sisson (WS), Rockett (N); **HAM**—Lunetta (N) 173-10, Mossey (N), Waters (SV), Laser (SV), Larkowski (N), Treiber (FS).

RELAYS-400—Hillsdale 41.52, Ferris State, Northwood, Wayne State, Grand Valley State, Saginaw Valley State; **1600**—Northwood 3:17.53, Ferris State, Saginaw Valley State, Hillsdale, Grand Valley State, Wayne State.

Greater Boston Championships

SCORING—Boston 100, Northeastern 95, Harvard 84 $\frac{1}{2}$, Boston College 18, Tufts 11 $\frac{1}{2}$, MIT 7, Brandeis 4.

100—Agyemang (BU) 10.70, Issac (BU), Petrillo (N), James (BU), Polillio (H); **200**—Agyemang (BU) 21.80, Mahan (BU), Chapus (H), Lewis (BU), McConnel (N); **400**—Cohen (BU) 47.30, Laube (BU), Ferrari (N), Harrington (H), Lamppha (H); **800**—Ridley (BU) 1:51.30, Chafee (H), Dixon (H), Mackenzie (N), Canavan (BC); **1500**—McNulty (H)

3:49.00, Mortimer (N), Childs (N), Horton (BC), Skidmore (H); **5000**—Bickford (N) 14:27.40, Kimball (BU), Bayus (MIT), Fowler (N), Sheehan (H); **10,000**—Nevolis (N) 30:01.20, Sheehan (H), Cannon (N), Kenney (N), Finelli (B); **110-HH**—Mahan (BU) 14.50, Danville (BU), Francis (N), Johnson (H), Costin (T); **400-H**—Danville (BU) 51.80, Stanton (N), Pascetta (N), Slade (BU), Johnson (H); **3000-M STEEPL**E—Wilson (BU) 8:56.80, Fitzsimmons (H), Doane (N), McRoskey (H), Lancaster (BC).

HJ—Hardie (N) 6-10, Lanney (BC), Thorsen (BC), Stiles (H), Potter (T); **LJ**—Adu (BU) 22-4¼, Bird (T), Frazier (N), Wade (MIT), Gossells (T); **PV**—Stiles (H) 15-0, Marcotte (BU), Morse (N), Frazier (N), Bird (T); **SP**—Otrando (N) 57-1, Quantock (H), Stewart (BU), Battistini (N), Swanke (BC); **DISC**—Melkonian (N) 178-8, Pellegrini (H), Swanke (BC), Dravanc (H), Sifferlen (MIT); **JAV**—Steward (H) 57.57, Deveau (N), Kinney (H), McEachern (N), Mullins (H); **TJ**—Adu (BU) 47-8, Bent (N), Brown (N), Brooks (H), Pearson (BU); **HAM**—Lenz (H) 193-2, Ball (H), Stirling (T), Smolenski (BU), Sifferlin (MIT).

RELAYS-400—Harvard (Salvo, Chapus, Polillio, Jakenfelds) 41.90, Boston, Northeastern, Brandeis, Boston College; **1600**—Boston (Danville, Cohen, Laube, Hupalo) 3:13.60, Harvard, Northeastern, Boston College, Brandeis.

Gulf South Conference

SCORING—Mississippi College 161, Southeastern Louisiana 160, Troy State 159½, Delta State 81½, Nicholls State 14, Jacksonville State 9.

100—Enchill (SL) 10.45, Myricks (MC), Morris (SL), Davidson (DS), Harris (TS), Burton (MC); **200**—Myricks (MC) 20.84, Enchill (SL), Harris (TS), Morriss (SL), Jackson (DS), Davidson (DS); **400**—Waltton (MC) 47.99, Garbo (SL), Carter (DS), Nicholson (MC), Dillon (SL), Seawright (TS); **800**—Turner (MC) 1:53.04, Roberts (MC), Leyden (SL), Jordan (TS), Blunt (MC), Robinson (DS); **1500**—Leyden (SL) 3:52.39, Venable (TS), Wright (TS), Menke (SL), Randall (TS), Browning (TS); **5000**—Gentry (TS) 14:36.40, Larkin (TS), Chavin (SL), Horta (TS), Randall (TS), Strider (TS); **110-HH**—Trimble (MC) 14.36, Banner (TS), Griffin (MC), Liddell (MC), Harper (MC), Williams (DS); **400-H**—Apiagyei (SL) 52.96, Liddell (MC), Trimble (MC), Griffin (MC), Clark (DS), Harper (MC); **3000-M STEEPL**E—Gentry (TS) 9:06.90, Chauvin (SL), Larkin (TS), Browning (TS), Entrekin (MC), Thurber (DS).

HJ—Andrews (TS) 6-10½, Barber (SL), Harris (SL), George (DS), McNeal (DS), Martin (TS); **LJ**—Myricks (MC) 26-2¼, Chase (DS), Whitley (JS), Angle (DS), Johnson (SL), Armstrong (TS); **PV**—Sullivan (TS) 14-6, Perry (DS), Thomas (MC), Austin (TS), Stephan (MC), Welsh (JS); **SP**—Carter (TS) 54-2¾, Sussky (SL), LeBlanc (SL), McCoy (DS), Holmes (DS), Curlin (NS); **DISC**—Carter (TS) 155-1, Holder (SL), Holmes (DS), Sussky (SL), Fortner (NS), Melton (MC); **JAV**—McGehee (MC) 195-7, Reech (SL), Ashley (MC), Genna (DS), Beck (SL), Yarbrough (NS); **TJ**—Andrews (TS) 45-4½, Thurmon (DS), Coles (DS), Brown (NS), Walker (NS), Chase (DS); **HAM**—Clarke (MC) 161-1, Schwere (TS), Holder (SL), LeBlanc (SL), Holmes (DS), Curlin (NS).

RELAYS-440—Mississippi College (Burton, Walton, Liddell, Myricks) 41.35, Southeastern Louisiana, Troy State, Delta State, Nicholls State, Jacksonville State; **MILE**—Mississippi College (Liddell, Trimble, Myricks, Walton) 3:17.03, Southeastern Louisiana, Troy State, Delta State, Nicholls State, Jacksonville State.

Heartland Conference

SCORING—Ashland 157½, Butler 130, Indiana Central 95, Evansville 94, Valparaiso 82½, Georgetown 27, St. Joseph 1.

100—Hennings (E) 9.90, Barry (E), Billick (B), Burns (A), Metzger (A), Ballard (E); **220**—Hennings (E) 21.60, Sims (A), Coleman (G), Massie (IC), Barry (E), Billick (B); **440**—Sims (A) 49.10, Wade (A), Hyland (A), Greenberg (B), Currie (V), Lucas (IC); **880**—Buhler (B) 1:54.10, Kenneson (B), Ash (A), Loux (A), Wasson (IC), Fritz (V); **MILE**—Kilcoyne (V) 4:15.60, Jakubovic (B), Loux (A), Oliver (B), Stevenson (E), Thomas (A); **3-MILE**—Kilcoyne (V) 14:54.70, Oliver (B), Thomas (A), Brooks (B), Lorek (B), Riffle (E); **6-MILE**—Lorek (B) 31:51.60, Copeland (E), Bell (IC), Gawne (A), Riffle (A), Martin (SJ); **120-HH**—Tisdale (E) 15.20, Mylin (B), Helming (V), Balgeman (V), Stearns (A), Tielking (IC); **440-H**—Helming (V) 54.70, Burns (A), Perry (G), Stearns (A), Vickery (B), Tielking (IC).

HJ—Buitenier (V) 6-10, Hunt (A), Kluska (B), Biggs (A), Fisher (V), Yonker (V), Medves (A); **LJ**—Knott (A) 23-1, Tisdale (E), Ford (B), Burns (A), Murray (E), O'Connor (B); **PV**—Norris (B) 11-6, Vogt (A), DiMaio (A), Favors (A), Miller (G); **SP**—Wollman (IC) 60-2, Novak (IC), Evans (G), McLean (IC), Boswell (E), Recker (E); **DISC**—Wollman (IC) 162-1,

Young (IC), Novak (IC), Evans (G), Hardy (E), Howard (A); **JAV**—Haus (B) 183-1, Campbell (IC), Struereft (V), Milner (A), Klonk (A), Auterie (A); **TJ**—Hammond (V) 46-5¼, Tisdale (E), Burns (A), Ford (B), Jackson (G), Rauker (V).

RELAYS-440—Ashland 42.50, Evansville, Butler, Indiana Central, Valparaiso, Georgetown; **MILE**—Ashland 3:18.70, Evansville, Indiana Central, Butler, Valparaiso.

Heptagonal Championships

SCORING—Pennsylvania 62½, Cornell 50½, Army 47, Navy 42, Harvard 37, Dartmouth 35, Brown 23, Princeton 15, Columbia 5, Yale 3.

100—Brown (P) 10.48, Francis (Cor), Stone (N), Skinner (P), Raboy (Cor), Lofton (Cor); **200**—Francis (Cor) 21.10, Stone (N), Lofton (Cor), Skinner (P), Carty (P), Buckley (Cor); **400**—Colvin (N) 48.18, Sherber (P), Bailey (N), Green (Cor), Pretzman (N), Dennis (Cor); **800**—Lake (B) 1:52.54, Chafee (H), Becker (P), Grogan (Cor), Clayborne (A), Dixon (H); **1500**—Baker (A) 3:50.16, Payne (A), McNulty (H), Petracca (Cor), Challenger (P); **5000**—Enwright (A) 14:23.78, Brandon (P), Stephens (D), Sheehan (H), Predmore (Cor); **10,000**—Grogan (A) 29:56.50, Predmore (Cor), Sheehan (H), Marino (P), McNally (Col), Erling (Y); **110-HH**—White (P) 14.30, Williams (P), DeSantis (B), Petri (N), Kremer (P), Crigler (Pr); **400-H**—Mancini (P) 52.79, Schmoke (D), Shears (N), Fahnestock (A), Kinnier (Cor), Davison (A); **3000-M**—Fischer (Col) 9:06.70, Fitzimmons (H), Moreland (P), Osborne (Y), Weller (P), Quinn (C).

HJ—Keefe (D) 6-7, McNulty (Col), Lacobucci (P), Jones (Cor), Maroney (P), Woodmaska (N); **LJ**—Brown (P) 23-11, Boddle (Cor), Lynch (D), Konsens (D), Witherspoon (Cor), Peters (B); **PV**—Stiles (H) 15-10, Madsen (A), Farrell (N), Jones (B), Pietrzak (N); **SP**—Jansson (D) 55-10½, Christensen (N), Quantock (H), Fuller (A), Spears (Y); **DISC**—Pellegrini (H) 181-4, Billet (P), Olson (D), Christensen (N), Talton (Cor); **JAV**—Kreider (A) 252-10, Keith (A), Kinney (H), Farnsworth (P), Turnbull (D); **TJ**—Cronin (B) 50-6, Smothers (P), Vrostrom (P), Randolph (P), Boddie (C); **HAM**—Bruno (B) 208-9, Kania (D), Lenz (H), O'Keefe (D), Jansson (D).

RELAYS-400—Cornell (Raboy, Dennis, Lofton, Francis) 41.19, Navy, Pennsylvania, Army, Princeton; **1600**—Navy (Pruzman, Shears, Bailey, Colvin) 3:15.00, Army, Cornell, Princeton, Pennsylvania.

IC4A Championships

SCORING—Villanova 124, Maryland 116, Manhattan 36, Pennsylvania 28, Harvard 23, Boston 22, Dartmouth 22, Navy 22, Northeastern 21, St. John's 20, Bucknell 18, Rutgers 17, Georgetown 11, Army 10, Fairleigh Dickinson-Teaneck 10, Millersville State 10, Princeton 10, Seton Hall 10, West Virginia 10, Cornell 8, Delaware 8, Rhode Island 8, Richmond 8, Temple 8, Adelphi 7, East Stroudsburg State 6, Lowell 6, Massachusetts 6, Brown 5, William & Mary 5, C. W. Post 4, Drexel 4, Iona 4, La Salle 4, Notre Dame 4, Yale 4, CCNY 2, George Mason 2, Lehigh 2, Providence 2, Boston College 1, Fordham 1, Union 1.

100—Nehemiah (Md) 10.40, Edwards (WV), Clarke (Ad), Calhoun (Md), Brown (Pe), Moseley (Rut); **200**—Nehemiah (Md) 20.79, Skinner (Pe), Brown (V), Stone (Na), Moseley (Rut), Clarke (Ad); **400**—Brown (V) 46.56, Cohen (BU), Dale (V), Peynado (SH), Harbour (V), Grimes (Rut); **800**—Paige (V) 1:47.57, Tufariello (V), Kirkland (Rut), Martin (I), DiRienzo (G), Ungrady (Md); **1500**—Paige (V) 3:43.91, Maree (V), Donoghue (StJ), Rothschild (W&M), Dillon (V), Scheurer (U); **5000**—Maree (V) 13:27.07, Tuwei (Ri), Quinn (Mass), Burns (V), Dillon (Pro), Callaghan (F); **10,000**—Korir (V) 29:01.30, Buckheit (Bu), Edmonds (Bu), Bickel (Bu), Friedman (Rut), Sheehan (H); **110-HH**—Mahan (BU) 14:01, Robertson (Md), Still (Low), Gough (ND), Edwards (WV), Willis (Ar); **400-H**—Person (Md) 51.01, Hurst (Man), Robertson (Md), Danville (BU), Allen (StJ), Royster (G); **3000-M STEEPL**E—Korir (V) 8:30.30, Gregorak (G), Bickford (NE), Osborne (Y), Fischer (Cor), Shields (W&M).

HJ—Jacobs (FD) 7-3, Alexander (Man), Hardie (NE), Monchek (Rut), Jackson (GM); **LJ**—Calhoun (Md) 24-4¼, Ivory (Md), Brown (Pe), Konsens (Dar), Wilson (Md), Nnaji (StJ); **PV**—Lamp (MD) 16-6, Madsen (Ar), Hartley (RI), Stiles (H), Streince (ES), McCarthy (Md); **SP**—Pyke (MD) 62-3, Otrando (NE), Harlin (H), Ferency (ES), Jansson (Dar), Swanke (BC); **DISC**—Pellegrini (H) 180-11, Serafenas (Del), Olson (Dar), Manahan (R), Hellekjaer (Le), Kania (Dar); **JAV**—Wolfe (Mil) 236-10, Thomas (Te), Dubyoski (Md), Garza (LS), Vermillion (RI), Keith (Ar); **HAM**—Silverio (Man) 198-7, Lenz (H), O'Keefe (Dar), Bruno (Br), Jansson (Dar), Kania (Dar); **TJ**—Cooper (V) 53-11¼, Ivory (Md),

Smothers (Pe), Alston (CWP), Day (CCNY), Cronin (Br); **DECATHLON**—Schneider (StJ) 7,484, Smith (Na), Libertelli (Pri), Crigler (Pri), Frazier (NE), Cavataio (StJ).

RELAYS-400—Maryland (Calhoun, Lancaster, Robertson, Nehemiah) 40.19, Villanova, Pennsylvania, Cornell, Navy, Rutgers; **1600**—Villanova (Harbour, Graves, Dale, Tufariello) 3:08.40, Navy, Seton Hall, Manhattan, Maryland, Cornell.

Illini and TFA/USA Classic

TEAMS—Augustana, Ball State, Bradley, Central Michigan, Chicago State, Southern Illinois-Carbondale, Chicago, DePaul, Eastern Illinois, Florida State, Illinois State, Illinois-Chicago Circle, Indiana State, Iowa State, Iowa, Kegonsa Track Club, Kentucky State, Lewis University, North Central, Northern Illinois, Northwestern, Notre Dame, Parkland Junior College, Purdue, Southeast Missouri State, Southern Illinois-Edwardsville, Toledo, Western Illinois, Western Michigan, Wisconsin, Wisconsin-Parkside.

100—Grandcolas (SIE) 10.60, Gibson (I), Toland (Park), Hill (Park), Barclay (Io), Claxton (WM); **200**—Miller (IndS) 21.50, Hill (Park), Grandcolas (SIE), Simpson (IndS), Eady (ND); **400**—Blasingame (IoS) 47.60, Harris (NI), Milkent (NC), Shockey (Unat), Thomas (IIS), McCallister (Io); **800**—Petrie (IoS) 1:51.50, Edwards (IndS), White (I), Menzyk (Pur), Vandermause (W), Stojic (BS); **1500**—Bissell (Unatt) 3:50.90, Priem (WP), Harrison (Unatt), Schultz (SIC), Zackary (Tol), Moran (SIC); **110-HH**—Warren (Tol) 14.20, Smith (IIS), Elliot (I), Bricka (IS), Barth (Park), Knutson (W), Norris (IndS); **400-H**—Claypool (I) 52.80, Patrick (Par), Reinhart (Kegon), Linder (NCC), Tapper (IoS), Hilbert (NI), Twardzik (ND), Wooley (IIS); **3000-M STEEPLE INV**—Hatfield (EI) 8:52.00, Lattig (ND), Fischer (Unatt), Anderson (IoS), Baker (IIS), Friday (WM).

HJ—Kuehl (IoS) 7-1½, Peacock (Unatt), Olson (I), Ruebel (AATC), Kerwin (NC), Cooksey (CTC); **PV**—Babits (WM) 15-7, DeMattei (SIC), Larson (EI), Phillips (IBC), Langford (Pur), Connelly (IndS), Chase (W); **SP**—Bilder (CTC) 61-0, Scheetz (IoS), Lehman (I), Marks (SIC), Krueger (W), Locke (IoS), Rohm (Pur), Settle (IoS), Fencel (IIS); **TJ**—Henderson (Unatt) 51-2½, Stringfellow (I), Perryman (I), Simington (N), Brown (B), Mansfield (W).

RELAYS-400—Southern Illinois-Carbondale (Lively, Lee, Rock, Robinson) 40.60, Illinois, Iowa State, Illinois State, Purdue, Southeast Missouri State; **1600**—Toledo 3:13.00, Wisconsin, Northern Illinois, Notre Dame, Southeast Missouri State.

Illinois Championships

TEAMS—Illinois, Illinois-Chicago Circle, Chicago Track Club, Michigan, Northern Illinois, Northwestern, Western Illinois.

100—Wyatt (Ill) 10.55, McFarland (CTC), Nutall (CTC), Chisholm (M), Gibson (I), Lawyer (WI); **200**—Wyatt (I) 21.10, Reneau (NI), Gholston (M), Chisholm (M), Krainik (I), McFarland (CTC); **400**—Erickson (CTC) 47.77, Harris (NI), Barnes (ICC), Gardner (M), Dobson (M), Kennedy (WI); **800**—Bryan (CTC) 1:52.73, Thomas (WI), White (Ill), Burns (WD), Prunte (M), Shea (M); **1500**—Durkin (CTC) 3:48.80, Duits (CTC), Elliott (M), Schmidt (I), Carney (I), Gnapp (CTC); **5000**—Eicken (I) 14:31.80, Clark (CTC), Walters (I), Sweazy (M), Erdal (NI), McHugh (ICC); **10,000**—Close (I) 31:06.20, Oakley (NW), Cullen (I), Savicic (CTC), Rungey (NI), Foster (WI); **110-HH**—Chisholm (M) 13.96, Johnson (M), Wheeler (M), Hicks (M), Barnett (CTC), Williams (M); **400-H**—Johnson (M) 53.56, Williams (M), Klein (CTC), Hicks (M), Claypool (I), Wynter (ICC); **3000-M STEEPLE**—Heikinen (M) 9:03.40, Lewis (CTC), Flannery (I), Carter (M), Boyd (I), Capelle (I).

HJ—Olson (I) 7-0, Lattany (M), Taylor (WI), Chirbas (NI), Heath (M), Schmidt (I); **LJ**—Brown (CTC) 25-11½, Ross (M), Smith (NI), McClinton (ICC), Perryman (I), Henry (M); **PV**—Scott (CTC) 15-6¼, Romein (CTC), McCulley (I), Boyle (NI), Koepke (M), Boyle (NI); **SP**—Lehmann (I) 55-9¼, Jennings (I); **DISC**—Lenzini (I) 170-9¼, Edwards (CTC), Hanson (WI), Angell (M), Dirkin (Unatt); **Boehmer (M); JAV**—Wort (WI) 205-8, Dlesk (I), Karluk (CTC), Van Kirk (I), Hutchinson (I), Rodely (CTC); **TJ**—Stringfellow (I) 52-1¼, Perryman (I), Simington (NI), Linton (ICC), Piotruszewicz (CTC), Moenning (NI), Thomas (M), Vahldick (WI); **HAM**—Meyer (CTC) 183-6, Carper (I), Scanlon (CTC), Dirkin (Unatt), Melinger (ICC), Franco (WI).

RELAYS-400—Illinois (Schaefflein, Wyatt, Krainik, Gibson) 41.30, Chicago Track Club, Michigan; **1600**—Michigan 3:16.60, Chicago Track Club, Illinois, Northern Illinois, Western Illinois.

Illinois Intercollegiate Championships

SCORING—Southern Illinois-Carbondale 173, Illinois 153½, Illinois State 118, Eastern Illinois 80, Northern Illinois 37, Western Illinois 35, Illinois-Chicago Circle 27, Bradley 14, Wheaton 8, Chicago State 4, Southern Illinois-Edwardsville 1, Illinois Benedictine ½.

100—Jones (IS) 10.48, Wyatt (I), Robison (SI), Rock (SI), Pinnick (IS), Grandcolas (SIE); **200**—Jones (IS) 21.52, Wyatt (I), Reneau (NI), Robison (SI), Rock (SI), Kranik (I); **400**—Harris (NI) 47.38, Hatch (EI), Lively (SI), Jackson (ICC), Barnes (ICC), Little (IS); **800**—Harvey (WI) 1:51.25, Bisase (SI), Franz (I), Radloff (I), White (I), MacTaggart (NI); **1500**—Schmidt (I) 3:52.44, Borem (EI), Bisase (SI), McHugh (EI), McInerney (EI), Schulz (SI); **5000**—Reinking (EI) 14:18.30, Erdal (NI), Flannery (I), Eicken (I), Irion (IS), Bandy (EI); **10,000**—Walters (I), 29:23.17, Henderson (Wh), Sawyer (SI), Matteson (IS), Sahneyah (IS), Fied (IS); **110-HH**—Oruware (EI) 14.01, Johnson (EI), Robison (WD), Curtis (CS), Milton (IS), Wynter (ICC); **400-H**—Lee (SI) 52.10, Duckworth (I), Wooley (IS), Claypool (I), Hilvert (NI), Snyder (EI); **3000-M STEEPLE**—Lunnery (I) 9:03.10, Hatfield (EI), Craig (SI), Baker (IS), Zeigle (IS), Capelle (I).

HJ—Olson (I) 7-2, Davis (IS), Hadfield (B), Schmidt (I), Chirbas (NI), Preuss (IS); **LJ**—Pinnick (IS) 24-5, Rock (SI), Lee (SI), Brown (B), Safranski (WI), Smith (NI); **PV**—Hunter (SI) 16-8½, DeMattei (SI), Morgan (EI), Major (SI), Larson (EI), tie McCallie (I) and Phillips (IB); **SP**—Marks (SI) 59-6½, Lehmann (I), Podolski (SI), Welsh (IS), Fencel (I), Ritzman (SI); **DISC**—Podolski (SI) 183-10, Lenzini (I), Jenner (I), Marks (SI), Campagna (I), Bilbrook (IS); **JAV**—Hosler (SI) 225-2, Wort (WI), Delesky (I), Dennett (SI), Nafziger (EI), Van Kirk (I); **HAM**—Podolski (SI) 186-6, Carper (I), Ritzman (SI), Melinger (ICC), Bilbrook (IS), Connelly (SI); **TJ**—Stringfellow (I) 52-7¼, Perryman (I), Martin (IS), Brown (B), Linton (ICC), Moenning (NI); **DECATHLON**—Kinzie (IS) 6,507, Whyte (SI), Karl (ICC), Leigh (NI), Schrimpf (EI), Stockwell (EI).

RELAYS-400—Illinois State (Thomas, Duckworth, Pinnick, Jones) 41.27, Western Illinois, Southern Illinois-Carbondale, Illinois, Northern Illinois, Eastern Illinois; **MILE**—Illinois State (Thomas, Duckworth, Little, Jones) 3:11.75, Illinois Chicago Circle, Eastern Illinois, Northern Illinois, Southern Illinois-Carbondale, Western Illinois.

1980 Meet: May 3-4, Northern Illinois University, DeKalb, Illinois

Independent College Athletic Conference

SCORING—St. Lawrence 158, Rochester Tech 150, Rensselaer 128, Ithaca 102, Alfred 71, Hobart 13.

100—Bell (RIT) 11.10, Jarvie (I), Mar (RIT), Hayes (SL), Ritchie (I), Anderson (RPI); **200**—Cook (SL) 22.40, Martin (RIT), Bell (RIT), Hayes (SL), Mar (RIT), Didio (I); **400**—Martin (RIT) 51.00, Russ Paige (RPI), Ron Paige (RPI), Cook (SL), Konigsberg (I), Didio (I); **800**—Howard (SL) 1:57.90, Woodward (SL), Helbig (RIT), Godan (A), O'Grady (RIT), Fleishman (SL); **1500**—Howard (SL) 4:03.00, Woodward (SL), O'Grady (RIT), Holland (SL), Potter (Hob), Pelkey (SL); **5000**—Burns (SL) 15:32.00, Pelkey (SL), Potter (Hob), Letarte (RIT), Yatsko (SL), DeSimone (RIT); **10,000**—Sullivan (A) 32:55.10, Letarte (RIT), Feltner (SL), Campbell (RIT), Tschorke (A), Yatsko (SL); **110-HH**—Schneiderman (SL) 14.90, Woodring (I), Bottari (RPI), Siler (RIT), Novicki (I), Buck (Hob); **400-H**—Schneiderman (SL) 54.50, Carlson (RPI), Siler (RIT), Grady (RPI), Palmer (SL), Hall (SL); **3000-M STEEPLE**—Burns (SL) 9:54.00, Perkins (RIT), Sauter (RPI), Curley (A), Schlogel (RPI), Hall (SL).

HJ—Abrahamian (RPI) 6-7, Cromer (I), Marquit (A), Gray (I), Crowley (RIT), Legner (RIT); **LJ**—Bell (RIT) 22-5¼, Cromer (I), Pfister (SL), LeFauve (SL), Handler (I), Page (I); **PV**—Scalice (A) 14-6, King (A), Nelson (SL), Glover (I), Fenno (RPI), Brown (A); **SP**—Bowers (RPI) 49-10¼, Kearns (RPI), Warrenda (RPI), Mackey (I), Reid (I), Schunck (I); **DISC**—Benoit (A) 149-10¼, Warrenda (RPI), Schunck (I), Jordan (I), Rosner (SL), Bowers (RPI); **JAV**—Tiersch (RIT) 187-1, Tompkins (I), Rogan (RPI), Kamerer (RPI), Gibson (RIT), Quilty (SL); **TJ**—Cromer (I) 44-2¼, LeFauve (SL), Page (I), Marquit (A), Bell (RIT), Crowley (RIT); **HAM**—Bowers (RPI) 161-1, Benoit (A), Warrenda (RPI), Kesel (RIT), Labate (RIT), Frahm (RIT).

RELAYS-400—Rochester Tech (Mar, Martin, Siler, Bell) 44.30, Ithaca, Rensselaer, Hobart; **MILE**—Rensselaer (Carlson, Grady, Russ Paige, Ron Paige) 3:27.70.

Iowa Intercollegiate Conference

SCORING—Central 184, Luther 179, Simpson 81, Wartburg 71, Dubuque 39, William Penn 21, Buena Vista 11, Upper Iowa 0.

100—Keller (C) 10.70, Walczyk (W), Wilkin (C), Davis (S), Iffil (L), Fortini (D); **200**—Keller (C) 22.0, Walczyk (W), Wilkin (C), Davis (S), Pendleton (L), Kust (L); **400**—McKeller (WP) 49.60, Kust (L), Van Pelt (S), Brandt (L), Gibson (S), Bolden (L); **800**—Fitzsimmons (C) 1:56.90, Van Sickle (S), Serres (L), Wall (D), Datseth (L), Anderson (WP); **1500**—Fitzsimmons (C) 3:53.70, Serres (L), Fjelstad (L), Hantsbarger (C), Corson (L), Rogers (W); **5000**—Thompson (W) 15:08.00, Fjelstad (L), Fitzsimmons (C), Hantsbarger (C), Wubbena (C), Rogers (W); **10,000**—Redman (L) 31:35.10, Thompson (W), Mullen (L), Wubbena (C), Andrews (L), Sparks (C); **110-HH**—Koletis (C) 15.18, Zenke (L), Speese (S), Worthington (BV), Peckham (L), Kust (L); **400-H**—Kust (L) 54.80, Peckham (L), Daniels (C), Van Pelt (S), Schaefer (L), Koletis (C); **3000-M STEEPLE**—Cudworth (L) 9:20.20, Mullen (L), Fyfe (C), Muyskens (C), Herrig (D), Huston (W).

HJ—Tadema (C) 6-6, Zenke (L), McKeller (WP), Dohnalek (W), Meeks (D), Blanton (D); **LJ**—Wettach (L) 22-7/8, Vallo (C), Norris (L), Koletis (C), Fedderson (W), Stillwell (B); **PV**—T. Forsgren (S) 14-6, P. Forsgren (L), Locke (C), Hall (W); **SP**—Salinas (D) 48-10 1/2, Lind (C), Hennessy (S), Sojka (W), Menary (C), Gilson (BV); **DISC**—Hennessy (S) 149-11, Limoges (D), Sojka (W), Lind (C), Peterson (S), Coast (C); **JAV**—Peterson (L) 203-7, Sojka (W), Nieland (C), Gilson (BV), Limoges (D), Cloyd (S); **TJ**—Whipple (C) 45-6/8, Erickson (C), Wettach (L), Fortini (D), Norris (L), Tadema (C).

RELAYS-400—Central (Poulter, Long, Wilkin, Keller) 42.70, Simpson, Wartburg, Luther, Dubuque, Buena Vista; **1600**—Simpson (Davis, Gibson, Van Sickle, Van Pelt) 3:20.10, Luther, Central, William Penn, Dubuque, Wartburg.

Maine Invitational

SCORING—Maine 88 1/2, Bowdoin 51, Bates 47, Colby 20 1/2.

100—Fisher (Ba) 10.40, Harrison (M), Sugarman (Bow), McNeil (Bow); **220**—Tupper (M) 22.80, Messerly (Bow), Nason (M), Dalton (M); **440**—Tupper (M) 49.80, Sawtelle (M), Connor (Bow), Olswang (Bow); **880**—Tyler (Ba) 1:52.60, Whipkey (M), Bonsey (M), Hoffman (Ba); **MILE**—Wettlaufer (Ba) 4:16.90, Ingersoll (Bo), Lawrence (Ba), Ward (M); **3-MILE**—Pike (M) 14:31.10, Ossoff (C), Hough (C), Walker (Ba); **120-HH**—Reed (M) 15.10, Emerson (Bow), Paton (Bow), Goodwin (M); **440-H**—Emerson (Bow) 57.80, Reed (M), Fisher (Bow), Dyer (M); **3000-M STEEPLE**—Hammond (Ba) 9:24.80, Downing (M), Thurston (C), Pelletier (M).

HJ—Kazilionis (C) 6-4, Compstone (M), Russell (C), Preece (Bow); **LJ**—Poku (Bow) 20-4 3/4, Gonya (M), Gerow (Bow), Dyer (M); **PV**—Crispin (C) 14-0, Brown (Ba), Samuelson (Bow), Palo (M); **SP**—Sherrard (M) 50-8 1/2, Miller (Ba), Eames (M), Henderson (Bow); **DISC**—Sherrard (M) 163-2, Miller (Ba), Spears (Bow), Murphy (M); **JAV**—Rodrigue (Ba), Burdick (M), Gonya (M), O'Grady (C); **TJ**—Barry (Ba) 43-3, Dyer (M), Poku (Bow), Lammi (M); **HAM**—Sherrard (M) 163-8, Burke (Ba), Miller (Ba), Swan (Bow).

RELAYS-440—Maine 44.0, Bowdoin, Bates; **MILE**—Maine 3:22.40, Bates, Bowdoin.

Mason-Dixon Conference

SCORING—Frostburg State 220, Mount St. Mary's 93, Towson State 88, George Mason 62, Catholic 42, Maryland-Baltimore County 35, Savannah State 31, Gallaudet, York (Pennsylvania) 3.

100—Cottman (FS) 10.30, Harrison (TS), Uy (MSM), Woodfolk (TS), Wilson (TS), Christian (FS); **200**—Cottman (FS) 21.70, Harrison (TS), Wilson (TS), Butler (FS), Uy (MSM), Savoy (FS); **400**—Butler (FS) 49.10, Spagnoli (MSM), Senaille (C), Savoy (FS), Dudadi (FS), Quillen (SS); **800**—Brody (C) 1:52.00, DeSantis (C), Crawl (MSM), Graham (C), Cammon (SS), McFadden (UMBC); **1500**—Wimberly (GM) 3:51.30, Gaven (FS), Brody (C), Stafford (GM), Ogden (MSM), Foley (MSM); **5000**—Gavin (FS) 14:35.50, Poffenberger (TS), Stafford (GM), Wimberly (GM), Quinn (FS), Wilson (GM); **10,000**—Gavin (FS); **29:58.20**, Wilson (GM), Quinn (F), Seuffert (MSM), Blankfield (FS), Donofrio (TS); **110-HH**—Vaddy (TS) 14.20, Christian (FS), Williams (UMBC), Baxiuanos (FS), Mori (MSM), Stebbins (MSM); **400-H**—Vaddy (TS) 53.50, Bravivanos (FS), Christian (FS), Lewis (FS), Cornish (SS), Mori (MSM); **3000-M STEEPLE**—Seuffert (MSM) 9:21.80, MacKenzie (TS), Burleson (GM), Perdue (SS), Lepus (TS), Ennis (SS).

HJ—Jackson (GM) 6-8, Mack (GM), Savoy (FS), Stebbins (MSM), Meyers (Y), Arnold (SS); **LJ**—Mattison (FS) 23-1 1/4, Barasso (MSM), Skinner (TS), Cassadonte (FS), Olsen (MSM), Stebbins (MSM); **PV**—Evans (G) 13-6, Philbin (FS), Sweeney (FS), Stebbins (MSM), Peterson (UMBC), Zaruba (MSM); **SP**—DeVore (FS) 48-5, Pratt (SS), Grotte (FS), Mick (FS), Olsen (MSM); **DISC**—Pratt (SS) 146-1, Olsen (MSM), Kloke (GM), Slade (UMBC), Bushow (FS), Grotte (FS); **JAV**—Suttmeier (FS) 205-2 1/2, Olsen (MSM),

Philbin (FS), Rowe (FS), Stebbins (MSM), Olson (Y); **TJ**—Turner (UMBC) 47-1/2, Taylor (FS), Mattison (FS), Clark (UMBC), Stewart (G), Skinner (TS).

RELAYS-440—Towson State 42.10, Frostburg State, Maryland-Baltimore County, Mount St. Mary's; **MILE**—Frostburg State 3:19.60, Catholic, Mount St. Mary's, Towson State, Maryland-Baltimore County, Savannah State.

Metropolitan Intercollegiate Track and Field Association

SCORING—Rutgers 138, St. John's 131, Adelphi 102, Manhattan 73, C. W. Post 59, Columbia 42, Seton Hall 42, Fairleigh Dickinson-Teaneck 37, Iona 26, CCNY 17, New York Tech 14, Fordham 0, New York 0.

100—Clarke (A) 10.60, Mosely (R), Sobers (A), Blue (A), Rizzi (FD), Harrison (FD); **200**—Clarke (A) 21.30, Mosely (R), Denman (SH), Sobers (A), Belin (R), Schultz (A); **400**—Peinado (SH) 47.40, Grimes (R), Ryan (M), Lee (CWP), Cummins (A), Motill (I); **800**—Kirkland (R) 1:50.20, Baratta (SJ), Wason (A), Hurley (M), Mutarelli (R), Ulrich (CWP); **1500**—Donoghue (ST) 3:44.30, DiDonato (CWP), Vickery (R), D'Alonzo (R), Martin (I), Tahan (FD); **5000**—Donoghue (SJ) 14:19.70, Hopkins (R), Miers (C), Hobbs (I), Friedman (R), McNally (C); **10,000**—Carmody (SJ), Hansen (SJ), Hofman (C), Holleran (R), O'Keefe (M), Marzan (FD); **110-HH**—Royce (CWP) 14.30, Johnson (A), Messam (SH), Allen (SJ), Lindsley (I), Donnelly (R); **400-H**—Clark (A) 52.10, Hurst (M), Allen (SJ), Keith (R), Garrett (R), Lloyd (R); **3000-M STEEPLE**—McNulty (R) 9:15.00, Hopkins (R), Boehm (SJ), Murphy (CWP), Gay (CWP), Mistretta (R).

HJ—Cooper (A) 2.05, Allen (C), Alexander (M), Day (CCNY), Monchek (R), Kern (FD); **LJ**—Harris (SJ) 7-9, Nnaji (SJ), Day (CCNY), Mussara (NYT), Balcerski (SH), Epstein (NYT); **PV**—Schneider (SJ) 4.70, Hearn (R), Cottone (FD), Anderson (CWP), Kreuger (R); **SP**—Harlin (M) 17.88, Kerr (CWP), Dobson (I), Rummell (FD), Soroko (NYT), Kelly (C);

DISC—Harlin (M) 49.90, Jansson (C), Dobson (I), Clarke (FD), Lanzalotto (I), Moulton (R); **JAV**—Egwu (SJ) 66.34, Keyes (R), Nicolletti (FD), Harris (R), Persico (I), Rogalo (R), TJ—Alston (CWP) 14.46, Horton (A), Day (CCNY), Nnaji (SJ), Fabio (NYT), Anderson (CCNY); **HAM**—Silverio (M) 59.21, Ianuzo (R), Rummell (FD), Clarke (FD), Korth (C), Morrison (M); **DECATHLON**—Schneider (SJ) 7,282, Balcerski (SH), Cavataio (SJ), Anderson (CWP), Robinson (CWP), Epstein (NYT).

RELAYS-400—Adelphi (Sobers, Clarke, Schultz, Blue) 41.00, Seton Hall, Columbia, New York Tech, Fairleigh Dickinson-Teaneck, CCNY; **1600**—Adelphi (Sobers, Johnson, Cummings, Clark) 3:12.40, Rutgers Manhattan, St. John's, Seton Hall, Iona; **DISTANCE MEDLEY**—Manhattan (Hagun, Carsone, Meagher, Emmons) 9:56.70, St. John's, Rutgers, Columbia, Adelphi, C. W. Post.

Michigan Intercollegiate Conference

SCORING—Albion 72, Calvin 70, Hope 41, Adrian 29, Kalamazoo 27, Olivet 25, Alma 4.

100—Davis (Alb) 9.80, Kennell (Alb), DeJong (C), Mitchell (Alb), Campbell (O), 220—Davis (Alb) 22.10, Kennell (Alb), Houseward (C), Campbell (O), Cameron (H); **440**—Houseward (C) 49.40, Newman (O), Gerhardt (Alm), Bray (Alb), Carr (Alb); **880**—Hulst (H) 1:55.00, Hendrick (O), Luther (H), Ball (Alb), Oberlin (C); **MILE**—Visscher (H) 4:18.10, Tuuk (C), Thomas (K), Owens (Alb), Phillips (O); **3-MILE**—Whitney (Alm) 14:36.10, Diekema (C), Thomas (K), Lessard (Alb), Northuis (H); **6-MILE**—Diekema (C) 30:33.50, Menges (K), Northuis (H), Whitney (A), McNally (H); **120-HH**—Jakubowski (Adr) 14.60, VanderKamp (C), Jackson (O), Hoekstra (C), Martinus (H); **440-H**—VanderKamp (C) 54.70, Hoekstra (C), Miller (Adr), Brouwer (H), Foley (Alm).

HJ—Hitchens (Alm) 6-6, Shannon (Adr), VanArendonk (H), Greer (Alb), Tarrant (O); **LJ**—Davis (Alb) 21-10 1/4, Jukubowski (Adr), Mitchell (Alb), Payne (O), VanderKooy (C); **PV**—Dietrich (K) 13-6, Huggins (H), Hicks (K), Wojtowicz (O), Nottoli (K); **SP**—Smith (Alb) 49-4 1/4, Hoffmeister (Alb), Southworth (Adr), Young (K), VanDerMeulen (H); **DISC**—Southworth (Adr) 154-5, Young (K), Radashaw (Alb), Westra (C), Williams (Adr); **JAV**—Visbeem (C) 176-7, VanValkenburgh (C), Nicholson (H), Schramm (Adr), Schnyders (C); **TJ**—Cok (C) 44-9 1/4, Campbell (O), Mitchell (Alb), Harder (Alb), Jach (Alm).

RELAYS-440—Albion (Gmelin, Kennell, Mitchell, Davis) 43.10, Calvin, Alma, Hope, Kalamazoo; **MILE**—Albion (Kennell, Ball, Bray, Davis) 3:23.60, Hope, Calvin, Alma, Olivet.

Mid-American Conference

SCORING—Miami (Ohio) 113, Western Michigan 94, Central Michigan 92, Eastern

Michigan 78½, Ohio 63, Bowling Green 51, Toledo 46, Kent State 40, Northern Illinois 40, Ball State 33½.

100—Carter (KS) 10.89, Bailey (EM), Dils (EM), Ball (CM), Smith (M), Bockhart (WM); **200**—Young (O) 21.50, Reneau (NI), Smith (M), Stallworth (T), Ball (CM), Carter (KS); **400**—Young (O) 46.61, Bemby (T), Harris (NI), Sargent (M), Stallworth (T), Nodcha (T); **800**—McIntosh (WM) 1:47.85, Marsh (BS), Erigari (T), Magack (T), Beauchamp (WM), Anich (BG); **1500**—Housley (BG) 3:47.95, Karasiewicz (WM), Williamson (T), Domantay (NI), Griffith (KS), Pence (O); **5000**—Lunn (BG) 14:32.51, Zylstra (WM), Murtaugh (BG), Friday (WM), Powall (M), Windnagle (T); **10,000**—Lunn (BG) 29:55.30, Murtaugh (BG), Powall (M), Hopfensperger (CM), Jones (EM), Windnagle (T); **110-HH**—Dils (EM) 14.19, Brown (BS), Jackson (EM), Dobbertin (KS), Benedict (CM), Knisely (WM); **400-H**—Dils (EM) 50.86, Bush (BS), Vaughn (M), Dobbertin (KS), Reudus (BG), Putz (EM); **3000-M STEEPLE**—Zylstra (WM) 8:53.00, Friday (WM), Fuller (CM), Walker (WM), Erigari (T), Lewis (BS).

HJ—HJ—White (M) 6-10¾, Middlebrook (M), Winsor (CM), Chirbas (NI), Elliott (EM), Lewis (BS), Jackson (EM); **LJ**—Hatfield (O) 24-6, McCarroll (BS), Ball (CM), Thompson (M), Wilson (O), Shaw (T); **PV**—Geerlings (CM), Babits (WM), Scrimitti (M), P. Boyle (NI), M. Boyle (NI), Bender (BGS); **SP**—Divney (KS) 59-1, Fisher (M), Seldon (CM), Sopha (CM), Edinger (CM), Summers (EM); **DISC**—Kiely (CM) 157-10½, Fisher (M), Mayer (M), Dempwolf (C), Logan (KS), Kramer (NI); **JAV**—Elkins (M) 228-4, Parisi (WM), Greene (WM), Scott (EM), Yantko (O), Dempwolf (O); **TJ**—Hatfield (O) 51-10½, Tucker (CM), Chirbas (NI), Moening (NI), Mattison (M), Tillman (M); **HAM**—Zipko (M) 180-9, Reardon (CM), Klimoff (WM), Summers (EM), Logan (KS), Divney (KS); **DECATHLON**—Bastien (EM) 7:44.0, Bishop (EM), Davis (M), Fritz (O), Ritter (BG), McCracken (BG).

RELAYS-400—Eastern Michigan (Dils, Ray, Gardner, Bailey) 41.30, Ohio, Central Michigan, Kent State, Miami, Northern Illinois; **1600**—Toledo (Magack, Stallworth, Nodcha, Bemby) 3:10.54, Central Michigan, Miami, Eastern Michigan, Western Michigan, Ohio.

Mid-Continent Conference

SCORING—Northern Iowa 86½, Eastern Illinois 71½, Western Illinois 60, Akron 11.

100—Geary (WI) 10.73; **200**—Edmond (WI) 21.4; **400**—Johnson (EI) 47.88; **800**—Thomas (WI) 1:50.74; **1500**—Rorem (EI) 4:46.90; **5000**—Reinking (EI) 14:23.07; **10,000**—Reinking (EI) 29:58.0; **110-HH**—Johnson (EI) 14.32; **400-H**—Akers (NI) 52.00; **3000-M STEEPLE**—Hatfield (EI) 9:15.34.

HJ—Friedman (NI) 6-6; **LJ**—Carpenter (EI) 23-7½; **PV**—Larson (EI) 15-6; **SP**—Reints (NI) 54-9¼; **DISC**—Geringer (NI) 194-3; **JAV**—Wort (WI) 203-10; **TJ**—Geary (WI) 48-5½; **HAM**—Reints (NI) 161-9; **DECATHLON**—Lawson (NI) 6,994.

RELAYS-400—Western Illinois (Lawyer, Geary, Safranski, Edmond) 41.56; **1600**—Western Illinois (Lawyer, Thomas, Robinson, Kennedy) 3:15.0.

Mid-Eastern Conference

SCORING—South Carolina State 140, Delaware State 115, Morgan State 110, North Carolina A&T State 57, Howard 42, Maryland-Eastern Shore 42, North Carolina Central 14.

100—Hodge (MS) 9.50, Weal (DS), Harris (SCS), Leach (MS); **220**—Hodge (MS) 20.80, Hinson (SCS), Leach (MS), Weal (DS); **440**—Bryant (DS) 46.20, McNorton (MS), Jenkins (A&T), Golden (SCS); **880**—Archie (H) 1:52.10, Crosson (A&T), Molyneux (MS), Allen (SCS); **MILE**—Petion (MS) 4:20.00, Dix (SCS), Moore (DS); **3-MILE**—Dix (SCS) 15:17.20, Hayes (DS), Petion (MS), Mathis (DSC); **120-HH**—Johnson (SCS) 14.40, Brown (H), Kelly (MES), Romes (NCC); **440-H**—Abernathy (MS) 52.60, Jenkins (SCS), Johnson (SCS), Harvey (H).

HJ—Wright (DS) 6-11½, Washington (H), Johnson (MES), Cox (MS); **LJ**—McCants (SCS) 23-2, Goode (SCS), Holmes (A&T); Hall (MS); **PV**—Schriver (SCS) 13-3, Easterling (MES), Empty (DS), McMillian (MES); **SP**—Murphy (SCS) 55-0, Merritt (DS), Neal (DS), Cotton (SCS); **DISC**—Murphy (SCS) 142-6, Williams (M), Cotton (SCS), Goodman (DSC); **JAV**—Blackmon (A&T) 192-5, Holmes (A&T), Ethridge (DS), Johnson (A&T); **TJ**—Holmes (A&T) 47-9¾, Tull (MES), Parks (DS), Prue (H).

RELAYS-440—Delaware State (McKnight, Beamon, Bryant, Weal) 40.80, South Carolina State, Morgan State, North Carolina Central; **MILE**—Morgan State (Vaughn, McNorton, Abernathy, Hodge) 3:10.40, Delaware State, Howard.

Mid-Ohio Conference

SCORING—Malone 127, Rio Grande 51, Walsh 46, Cedarville 45, Mt. Vernon Nazarene 1.

100—Humphreys (M) 10.80, Strong (M), Payne (RG), Cabral (W), Hodgson (W); **200**—Humphreys (M) 22.00, Strong (M), Powell (M), Cabral (W), Hodgson (W); **400**—Powell (M) 50.10, Stevens (M), Bubel (C), Segrist (RG), Jones (M); **800**—Parkins (M) 1:59.00, Wheeler (RG), Roush (RG), VonBerg (M), Hickman (C); **1500**—Hall (W) 4:01.40, VonBerg (M), Schumaker (M), Yater (C), Wright (MV); **5000**—Yurkovich (M) 15:03.60, Marshall (M), Stilgenbauer (M), Yater (C), Schumaker (M); **110-HH**—Ertle (M) 15.20, Stiebeling (RG), McIlwain (M), Wood (M), Nye (RG); **400-H**—Ertle (M) 56.80, Rich (W), Wood (M), Spurrier (C), Zins (W).


HJ—Ertle (M) 6-6, Lones (RG), Siegle (W), McDaniel (M), Norman (C); **LJ**—Lones (RG) 21-2¾, Rich (W), Heffernan (C), Woulfe (W), Baldwin (C); **PV**—McIlwain (M) 14-4, Peters (C), Ruch (M), White (C), Rich (W); **SP**—Locker (M) 48-½, Rogers (C), Crist (C), Valentine (W), Heyard (W); **DISC**—Rogers (C) 142-9, Crist (C), Locker (M), Valentine (W), Heyard (W); **JAV**—Riley (RG) 179-3, Graffice (RG), Valentine (W), Haxton (M), Warren (C); **TJ**—Lones (RG) 43-¾, Durant (M), Cabral (W), Rich (W), Mills (C).

RELAYS-400—Malone (Stevens, Humphreys, Strong, Powell) 41.90, Rio Grande, Walsh, Cedarville; **1600**—Malone (Strong, Stevens, Stewart, Jones) 3:27.00, Rio Grande, Cedarville, Walsh.

Midwest Conference

SCORING—Coe 148, Carleton 128, Grinnell 54, Chicago 53, Monmouth 45, Lawrence 44, Beloit 38, Knox 28, Cornell 18, Ripon 1.

100—Williams (Coe) 10.10, Abrams (Ca), Hudson (Coe), Ojen (B), Slover (M), Gordon (Ch); **220**—Williams (Coe) 22.50, Abrams (Ca), Simon (Coe), Lorello (Ch), Ross (Ca), Ojen (B); **440**—Hearn (Coe) 50.60, St. Aoro (Ca), Pistrang (G), Ross (Ca), Hanick (G), Jacobsen (B); **880**—Dimagno (Ca) 1:55.50, Uptide (Ca), Horneck (M), Vance (M), Berry (Coe), McNamara (K); **MILE**—Green (Ch) 4:20.20, Morin (Ca), Waltz (Ca), Sames (B), Koy (G), Trimble (Coe); **3-MILE**—Miller (L) 14:23.40, Simpson (Ca), Axin (Ch), Schafer (Ca), Cooke (G), Gilbert (G); **6-MILE**—Pappas (Ca) 30:01.30, Miller (L), Blaser (Ch), Taylor (Ch), Axinn (Ch), Close (B); **120-HH**—Hudson (Coe) 14.60, Johnson (Coe), Rowley (Cor), Jacobsen (Ch), Read (Ch), Lang (B); **400-H**—Rowley (Cor) 55.00, Macaulay (Coe), Johnson (Coe), Goodrich (Ch), Keehn (B), Read (Ch).



SYNCHRONIZATION—Mississippi College's Ellis Liddell (left), Northwestern Louisiana's Tim Magee, Wichita State's Roger Otting and Oklahoma Christian's Bob Bayless couldn't be much closer in this Demon Booster Club Relays 110-meter hurdles. Otting won in 14.34.

HJ—Ide (K) 6-8, Marrandino (K), Haynes (M), Eddy (L), Noonan (Coe); **LJ**—Slover (M) 23-11½, Holland (Coe), Lang (B), Wendel (Ch), Jacobsen (B), Marrendino (K); **PV**—Westneat (Ca) 13-6, Slegel (B), Stecklein (C), Atwater (Coe), Litt (G), Arnold (Cor); **SP**—Paclock (Coe) 49-0, Briles (G), Urbanski (L), Blomsky (G), Huffer (Ca), Eddy (L); **DISC**—Briles (G) 151-0, Fortune (M), Urbanski (L), Eddy (L), Padlock (Coe), Mills (Coe); **JAV**—Briles (G) 174-3, Youngblood (Ca), Dahms (Coe), Loveland (L), Sullivan (B), Gregg (R); **TJ**—Holland (Coe) 45-5, Slover (M), Collins (K), Petti (Ca), Socha (L), Whitaker (G).
RELAYS-440—Coe (Hudson, Strohm, Williams, Simon) 42.80; **MILE**—Coe (Berry, Johnson, Macaulay, Hearn) 3:22.90.

Middle Atlantic Conference

SCORING—Widener 102, Gettysburg 91, Franklin & Marshall 88, Lebanon Valley 49, Juniata 36, Delaware Valley 32, Albright 24, Susquehanna 20, Haverford 15½, Johns Hopkins 15, Lycoming 14, Western Maryland 12, Muhlenberg 10½, Ursinus 10, Dickinson 6, Swarthmore 2, Elizabethtown 0, Upsala 0.

100—Sims (W) 10.07, Grzeszowiak (W), Johnson (W), Lilly (DV), McLin (JH), Rowden (W); **220**—Johnson (W) 22.72, Lilly (DV), McMannes (G), Bernstein (F&M), McLin (JH), Loughhead (W); **440**—Sims (G) 49.51, Runyon (WM), Martucci (F&M), Lyons (F&M), Glasser (H); **880**—Geating (G) 1:57.34, Stachow (LV), Dottavia (G), Godfrey (H), Magerr (W), Casey (LV); **MILE**—Geating (G) 4:19.10, Stachow (LV), Goss (F&M), Garner (U), Whitecombe (JH), Farquhar (H), Leodori (M); **3-MILE**—Holmboe (F&M) 14:19.90, Goss (F&M), Carpenter (LV), Stachow (LV), McGlynn (H), Pelton (LV); **6-MILE**—Perrotto (U) 32:01.30, Berlin (E), Kemper (U), Slattery (S), Renner (WM), Dochelli (U), **120-HH**—Tanckerley (DV) 14.72, Moore (F&M), Loughhead (W), Bubnis (W), Walley (DV), Stella (U); **440-H**—McNelly (J) 53.59, Moore (F&M), Tankersley (DV), ViaFora (A), Stella (U), Breitenstein (LV).

HJ—Schroeder (M) 6-6, Ostrander (L), Hall (LV), Glasser (H), Ibbetson (S), Broderick (U); **LJ**—Grzeszowiak (W) 21-11, Retikas (JH), Stewart (L), Constantini (A), Schaffer (U), Lilly (DV); **PV**—Jirgal (G) 14-0, Volz (A), Philbin (D), Holland (S), Shea (A), Wieland (G); **SP**—Faber (F&M) 48-3½, Headly (J), Pollick (S), Victor (G), Hurst (LV), Colbert (WM); **DISC**—Pollick (S) 145-6, Thurbur (G), Faber (F&M), DeWan (G), Hurst (LV); Vereen (H); **JAV**—Walters (W) 199-7, Hendershot (LV), Hunter (J), Beriont (G), Murphy (G), Robertson (DV); **TJ**—Grzeszowiak (W) 48-4¼, Piersol (W), Biddle (J), Kauffman (F&M), Sypher (LV), Knieriem (WM).

RELAYS-440—Widener 43.44, Gettysburg, Albright, Franklin & Marshall, Juniata, Johns Hopkins; **MILE**—Franklin & Marshall 3:20.90, Gettysburg, Widener, Juniata, Haverford, Western Maryland.

Minnesota Intercollegiate Athletic Association

SCORING—Hamline 171, St. Olaf 131¼, St. John's 87, St. Thomas 72½, Concordia 71½, Bethel 28½, Gustavus Adolphus 10, Macalester 8, Augsburg 0.

100—Pieri (H) 9.75, Uzuoh (ST), Dyson (SO), Stone (SJ), Dufresne (H), Johnson (B); **220**—Pieri (H) 22.15, Uzuoh (C), Frericks (SJ), Rogotzke (GA), Duchenes (H), McQuillan (H); **440**—Ocel (H) 48.11, Averetta (M), Frericks (SJ), Dornfield (SJ), Gutierrez (A), Wasiluk (H); **880**—Roth (C) 1:53.31, Moore (SJ), Knight (SO), Veenhuis (H), Roth (C), Bussen (SJ); **MILE**—Palmquist (SO) 4:17.54, Stokka (SO), Gathje (SJ), Ramberg (H), Clark (SJ), Mears (C); **3-MILE**—Palmquist (SO) 14:07.89, Peterson (SO), Mutschelknaus (C), Metzger (SJ), Haugen (SO), Redfern (ST); **6-MILE**—Malander (C) 29:38.77, Haugen (SO), Mutschelknaus (C), King (ST), Witham (SO), Wood (SJ); **120-HH**—Lindberg (H) 14.60, Graham (H), Sobieck (H), Klug (C), Futterer (H), Sackrison (SO), **440-H**—Fox (C) 53.65, Ranum (C), Johnson (B), Ranum (SO), Frericks (SJ), Finnegan (ST); **3000-M STEEPLE**—Hatlie (SJ) 9:07.02, King (ST), Malander (ST), Haugen (SO), Perskie (SJ), Johnson (C).

HJ—Stark (H) 6-8, Sexton (SJ), Dale (C), Nord (H), Dale (C), Bode (SO); **LJ**—Stipe (B) 22-3¼, Fickhoff (SJ), Dyson (SO), Ingelin (H), Gohman (SJ), Johnson (H); **PV**—Jungbauer (H) 16-½, Stipe (B), Peterson (C), Schaeppi (ST), Cleary (SO), Lumby (B); **SP**—Manders (H) 54-2½, Severson (H), Lander (H), Dustrud (H), Plankers (Con), Jones (Con); **DISC**—Severson (H) 172-6, Manders (H), Deitz (ST), Doherty (SJ), Downs (SO), Brown (C); **JAV**—Kangas (C) 199-5, Bates (SO), Herman (H), Lidke (SO), Lieske (H), Crabtree (H); **TJ**—Sackrison (SO), 45-9¼, Van Peenen (SO), Örwoll (SO), Ingelin (H), Sexton (SJ), Anderson (SO).

RELAYS-440—Hamline (Ocel, R. Wasiluk, B. Wasiluk, Veenhuis) 43.07, St. John's, St.

Thomas, St. Olaf, Gustavus, Concordia; **MILE**—Hamline (Wasiluk, Duchenes, Veenhuis, Ocel) 3:19.67, St. Olaf, Concordia, St. John's, Gustavus Adolphus, Bethel.

Missouri Intercollegiate Athletic Association

SCORING—Northeast Missouri State 131, Southeast Missouri State 123, Central Missouri State 98, Lincoln 87, Southwest Missouri State 77, Northwest Missouri State 66, Missouri-Rolla 6.

100—Bridges (NE) 11.11, Smith (SE), Byrd (L), Dixon (SW), Dixon (C); **200**—Byrd (L) 22.13, Bridges (NE), Smith (SE), Damper (NE), Davis (SE) Ellis (L); **400**—Stevenson (L) 48.09, Anderson (SE), Damper (NE), Belt (NE), Cary (SE), Jackson (NE); **800**—Futrell (NE) 1:52.59, Bolds (L), McGuire (NE), Kelchner (NW), Riding (NE), Morgan (SW); **1500**—Roth (SW) 3:53.45, Kelchner (NW), Duckworth (L), McQueen (SW), Heddicke (C), McMillin (SE); **5000**—Carp (C) 15:01.75, Roth (SW), Darling (NW), Harmon (SE), Brumit (C), Mulligan (C); **10,000**—Carp (C) 30:23.14, Mulligan (C), Brumit (C), Clark (SW), Montgomery (NW), Ayers (SE); **110-HH**—Pressberry (SE) 14.85, Hamilton (L), Derks (C), Thornton (SE), Lee (NE), Albers (NW); **400-H**—Hamilton (L) 53.83, Pressberry (SE), Vickery (NE), Thornton (SE), Reed (SE), Winston (NW); **3000-M STEEPLE**—Darling (NW) 9:09.21, Cisco (SW), Painting (SW), Case (C), Montgomery (NW), Klatte (NW).

HJ—Thornton (NE) 6-10¼, DeClue (NW), Jones (C), Cox (C), Lorenzen (MR); **LJ**—Hackmack (NE) 23-11½, Townsend (SE), Miller (C), Pressberry (L), Tyler (NW); **PV**—Ormsby (SW) 15-0, Lea (SE), tie Rader (SW), Gregath (C) and Williams (C), Presson (SE); **SP**—Gianini (SW) 51-1¼, White (NW), Smith (C), Gohn (SE), Trotter (C), Riley (NE); **DISC**—Goudge (NW) 161-9, Kennedy (NE), Gianini (SW), Riley (NE), Traynowicz (NW), Kietheley (MR), **JAV**—Geier (SE) 194-7, Ford (SE), Foster (C), Semonick (C), Kueckelhan (C), Gregath (C); **TJ**—Pressberry (L) 48-6¼, Thornton (NE), Pressberry (SE), Miller (C), Hackmack (NE), Driscoll (NE).

RELAYS-440—Southeast Missouri State (Pressberry, Thornton, Davis, Smith) 42.51, Northeast Missouri State, Lincoln, Central Missouri State, Northwest Missouri State, Southwest Missouri State; **MILE**—Northeast Missouri State (Bridges, Belt, Damper, Futrell) 3:16.27, Lincoln, Southeast Missouri State, Missouri-Rolla, Northwest Missouri State, Southwest Missouri State.

Missouri Valley Conference

SCORING—Southern Illinois-Carbondale 194, West Texas State 141, Wichita State 109, Drake 67, Indiana State 58, New Mexico State 43, Bradley 38.

100—J. Thomas (WTS) 10.59, Miller (IS), Robison (SI), D. Thomas (WTS), Gardner (WTS), DuVall (WS); **200**—J. Thomas (WTS) 21.13, Miller (IS), D. Thomas (WTS), Robison (SI), Rock (SI), Gardner (WTS); **400**—Brown (WTS) 47.48, Moore (WTS), Lively (SI), Knighton (WTS), Duell (WS), Jorgensen (D); **800**—Bisase (SI) 1:52.17, Edwards (IS), Chemaringo (WTS), Barno (WTS), Price (WS), Keene (D); **1500**—Bisase (SI) 3:48.36, Minor (D), Mares (D), Fitzpatrick (D), Schulz (SI), Bett (WTS); **5000**—Bett (WTS) 14:37.61, Sawyer (SI), Craig (SI), Acevedo (NMS), Iwancin (D), Stalnaker (D); **10,000**—Swamy (SI) 29:57.75, Stainaker (D), Thompson (WTS), Waldie (NMS), Fitzpatrick (SI), Smith (WS); **110-HH**—Rumple (D) 14:01, Oetting (WS), Lee (SI), Cummings (WTS), Willis (WTS), Henderson (WS); **400-H**—Owiny (WTS) 51.80, Lee (SI), Cummings (WTS), Clark (WTS), Lind (WS), Oetting (WS); **3000-M STEEPLE**—Iwancin (D) 9:11.42, Luna (WS), Craig (SI), Riegger (SI), Riemer (WS), Moon (WS).

HJ—Nalty (NMS) 6-10¼, Crockett (B), Sykes (D), Hadfield (B), Chapman (IS), Gardner (SI); **LJ**—DuVall (WS) 25-2, Rock (SI), Brown (B), Melnyk (WTS), Lee (SI), Jones (IS); **PV**—Patton (WS) 16-6, Hunter (SI), Connelly (IS), Major (SI), McKee (WTS); **SP**—Marks (SI) 54-4¼, Diaz (NMS), Henderson (IS), Podolski (SI), Hofer (NMS), Odum (WS); **DISC**—Diaz (NMS) 174-9, Podolski (SI), Odum (WS), Ritzman (SI), Dennett (SI), Hofer (NMS); **JAV**—Guebbelle (WS) 238-2, Roberts (WS), Hosler (SI), Lester (NMS), Dennett (SI), Phillips (WS); **TJ**—DuVall (WS) 50-4¼, Brown (B), Kimbrough (IS), Melnyk (WTS), Rehbock (B), Sykes (D); **HAM**—Podolski (SI) 185-0, Ritzman (SI), Walz (B), Connelly (SI), Mayfield (WTS), Tuggle (B).

RELAYS-400—West Texas State (D. Thomas, Moore, Gardner, J. Thomas) 40.86, Southern Illinois, Indiana State, Wichita State, Bradley, Drake; **1600**—West Texas State (Brown, Moore, Clark, D. Thomas) 3:12.78, Wichita State, Southern Illinois, Indiana State, Drake, Bradley.

Nebraska Intercollegiate Conference

SCORING—Nebraska Wesleyan 150, Doane 115, Midland 108½, Hastings 95, Concordia 75½, Dana 2.

100—Bowen (D) 9.90, Lyon (M), Sorenson (NW), Minchow (NW), Fye (D), Humphrey (D); **220**—Lyon (M) 21.80, Bowen (D), Fye (D), Wecker (H), Kester (D), Wilkenson (H); **440**—Burn (H) 49.90, Kester (D), Shield (D), Commins (D), Schweppe (C), Thompson (NW); **880**—Henatsch (H) 1:56.30, McKnight (NW), Risch (C), McKenna (D), Miller (NW), Higley (NW); **MILE**—Quick (NW) 4:17.20, Einspahr (C), Carlson (NW), Higley (NW), Zinnel (C), Dennis (D); **3-MILE**—Carlson (NW) 14:34.40, Quick (NW), Stiles (D), Dennis (D), Mears (H), Schumann (D); **120-HH**—West (M) 14.40, Bulloch (NW), Burnham (NW), Nisely (D), Anderson (H), Germer (NW); **440-H**—West (M) 53.90, Anderson (H), Nisely (D), Kester (D), Nathan (M), Orr (H).

HJ—Flock (H) 6-10, Keagle (M), Stahr (NW), Bills (C), Mellendorf (C), Shutt (M); **LJ**—Lyon (M) 23-1½, Flock (H), Ronhovde (M), Howe (NW), Shutt (M), Anderson (H); **PV**—Hornig (C) 14-0, Fye (D), Kasten (M); **SP**—Dietrich (NW) 56-6½, Markus (NW), Bulling (NW), Riggert (H), Foster (H), Falloon (NW); **DISC**—Bulling (NW) 155-5½, Brannon (M), Dietrich (NW), Engdahl (M), Beck (D), Ceck (M); **JAV**—Greimann (C) 178-4, Diepenbrock (D), Wollman (C), Einspahr (C), Mathews (H), Scholmeyer (M); **TJ**—Pressler (H) 48-1½, Flock (H), Bills (C), Baumert (NW), Lemon (D), Ronhovde (M).

RELAYS-440—Doane 42.70, Midland, Concordia, Nebraska Wesleyan; **MILE**—Hastings 3:21.20, Midland, Nebraska Wesleyan, Doane, Concordia; **2-MILE**—Nebraska Wesleyan 7:50.60, Concordia, Doane, Midland, Hastings.

New England Small College Conference

TEAMS—Amherst, Bates, Bowdoin, Colby, Hamline, Middlebury, Trinity, Tufts, Wesleyan, Williams.

100—Taylor (Wil) 11.30, Riddick (Wes), Mobley (H), Denzler (Mid), Gerrow (Bow), Meserly (Bow); **200**—Taylor (Wil) 22.80, Dimiceli (H), Mobley (H), Reading (Tu), Blanton (Bat), Beals (Wes); **400**—Tyler (Bat) 49.40, Richardson (Wil), Appententy (Wes), Kuchins (A), Farrell (A), Spinner (Bow); **800**—Paige (H) 1:56.30, McGowan (H), Albrecht (A), Murphy (Wes), Scully (C), Hoffman (Bow); **1500**—Ingersol (Bow) 3:54.50, Wettlaufer (Bat), D'auteuil (Bow), Darrow (Wil), Poor (A), McBride (Tu); **5000**—Smith (Wes) 14:51.50, Hardi (Tu), Sayers (A), Adams (Bat), Rodney (Bat), Buck (Bow); 0:000—Ossoff (C) 31:16.00, Behrman (Wil), Rose (Bat), Moriarty (A), Hammond (Bat), Mitchell (Ham), **110-HH**—Costin (Tu) 15.40, Selden (Wil), Emerson (Bow), Paton (Bow), Zita (Wes); **400-H**—Welch (H) 54.70, Lamb (Wil), Selden (Wil), Poggi (Wil), Curran (Bat), Johnson (C); **3000-M STEEPLE**—Bredice (M) 9:26.00, Hammond (Bat), Rose (H), Drummy (Tu), Snyder (Bow), Milne (Bow).

HJ—Johnson (A) 6-9, Preece (Bow), Potter (Tu), Bibbo (Bat), Callagi (M), Collins (Wil); **LJ**—Poku (Bow) 22-3½, Gerrow (Bow), Barry (Bat), McAlleenan (Wil), Sutherland (A), Sanders (M); **PV**—Samuelson (Bow) 13-6, Brown (Bat), Mayfield (Wil), Veilleux (C), Wolcott (A), Collins (Wil); **SP**—Jasinski (H) 50-8, Miller (Bat), Desimone (Wil), Henderson (Spars), Mather (Tr), Wickman (C); **DISC**—Mather (Tr) 150-11, Miller (Bat), Jasinski (H), Spears (Bow), Russo (Wes), Passon (M); **JAV**—Rodriguez (Bat) 212-11, Greenleaf (Wes), Scheidigger (A), McKeehan (Tr), Nicholas (Tu), Dell-Arasio (Wil); **TJ**—Poku (Bow) 45-1, Barry (Bat), Johnson (A), Gerrow (Bow), Sanders (M), Ficara (Bat); **HAM**—Miller (Bat) 159-3, Lipka (A), Burke (Bat), Dausch (Tu), Crabb (A), Mumma (Tu).

RELAYS-440—Williams 43.40, Hamilton, Amherst, Wesleyan, Tufts, Middlebury; **1600**—Amherst 3:24.30, Hamilton, Williams, Bowdoin, Bates, Wesleyan.

New Jersey College Championships

SCORING—Rutgers 91, Princeton 63, Seton Hall 54, Fairleigh Dickinson-Teaneck 49, Glassboro State 41, Stockton State 13, Trenton State 8, Rider 6, William Paterson 5, Jersey City State 0, Montclair State 0.

100—Serette (FD) 10.54, Moseley (Ru), Rizzi (FD), Denman (SH), Taylor (GS); **200**—Moseley (Ru) 21.26, Denman (SH), Harrison (FD), Biagini (P); **400**—Peynado (SH) 46.92, Grimes (Ru), King (SH), Hadley (GS), Kirkland (Ru); **800**—Terror (FD) 1:48.20, Rivera (GS), Becker (P), LeBourne (SH), DiVetto (Ru); **1500**—Challener (P) 3:53.57, Lippert (Ru), Wild (Ru), Boffa (GS), Tahan (FD); **5000**—Kruse (GS) 14:46.50, D'Angio (P), Yates (SH), Marzan (FD), Binger (TS); **10,000**—Dumser (Ru) 32:38.50, Young (GS),

Ponebshek (P), Huryk (SH), Carroll (Ri); **110-HH**—Donnelly (Ru) 14.50, Balcerski (SH), Langford (S), Ciccone (WP); **400-H**—Keith (Ru) 52.40, Peynado (SH), Garrett (Ru), Lloyd (Ru), Craig (TS); **3000-M STEEPLE**—Mistretta (Ru) 9:26.60, Ringo (GS), Coffey (P), Pomeroy (Ri), O'Donnell (S).

HJ—Jacobs (FD) 6-11, Monchek (RU), Cole (GS), Malzbender (P), Harris (WP); **LJ**—Balcerski (SH) 23-11½, Crissy (P), Grengler (TS), Hegel (S), Vassar (S); **PV**—Hearn (Ru) 15-0, Cotton (FD), Stanwick (P), Kozak (Ru); **SP**—Rummell (FD) 52-1¼, Bulger (SH), Voda (Ru), Ciavarra (P), Cooper (F); **DISC**—Rifkin (P) 160-11½, Pelligrini (P), McKeen (Ru), Clarke (FD), Esposito (Ru); **JAV**—Juskus (GS) 231-6, Keys (Ru), Nicoletti (FD), Oliva (P), Harris (Ru); **TJ**—Brostrom (P) 47-7¾, Muse (S), Walters (RI), Edgehill (SH), Lee (Ru); **HAM**—Pellegrini (P) 167-5½, Ianuzzo (Ru), Bastone (P), Clarke (FD), Flore (P).

RELAYS-400—Rutgers 41.80, Fairleigh Dickinson, Princeton, Glassboro State, William Paterson; **1600**—Seton Hall 3:10.60, Rutgers, Glassboro State, Stockton State, William Paterson.

New Jersey State College Conference

SCORING—Glassboro State 140, Trenton State 51½, Stockton State 37½, Montclair State 27½, William Paterson 27½, Ramapo 2.

100—Cooper (GS) 10.90, Taylor (GS), Harrington (TS), Burley (GS), Cox (WP); **200**—Cooper (GS) 22.30, Taylor (GS), Burley (GS), White (WP), Cox (WP); **400**—Hadley (GS) 48.40, Lester (WP), Lewis (SS), Green (SS), Miller (GS); **800**—Rivera (GS) 1:52.20, Bayliss (TS), Wallace (MS), Boffa (GS), Blount (SS); **1500**—Rivera (GS) 3:55.60, Doherty (MS), Dougherty (TS), Plant (SS), Adamson (GS); **5000**—Kruse (GS) 14:50.20, Wynne (TS), Young (GS), Binger (TS), O'Donnell (SS); **10,000**—Kruse (GS) 31:08.00, McLean (GS), Bernath (MS), Phillips (GS), Mayberry (GS); **110-HH**—Stewart (GS) 14.60, Langford (SS), Ciccone (WP); **400-H**—Craig (TS) 55.10, McMahon (MS), Langford (SS), Cole (SS), Ciccone (WP).

HJ—O'Dell (MS) 6-6, Cain (GS), Pfeifer (TS), Sinicki (GS), Ciccone (WP); **LJ**—Davis (GS) 21-6½, Grenger (TS), Ciccone (WP), Muse (SS), Vasser (SS); **SP**—Feriozzi (GS) 48-1, Daughy (GS), Daye (TS), Thalansonis (WP), Waro (SS); **DISC**—Foster (GS) 13-0, Dougher (SS), Lawson (TS), Hennessy (R), Pincola (TS); **JAV**—Juskus (GS) 223-9, Syslo (TS), Maday (WP), Sorchic (MS), Thomas (SS), Poole (R); **TJ**—Davis (GS) 43-7½, Miller (GS), Muse (SS), Foster (GS), Younger (SS).

RELAYS-440—Glassboro State 43.00, Stockton State, William Paterson, Montclair State, Trenton State; **1600**—Glassboro State 3:19.70, William Paterson, Stockton State, Montclair State, Trenton State.

New York State College Track & Field Association

SCORING—Colgate 115, Fredonia State 111½, Cortland State 84, Rochester 54, Hamilton 44, Union 34½, Alfred 34, Oswego State 25, Rensselaer 23, Hartwick 22, Siena 19, Brockport State 17, Marist 16, Binghamton State 15, St. Lawrence 15, Albany State 12, Roberts Wesleyan 7, St. John Fisher 1.

100—Hemmings (C) 11.30, Magee (C), Swanson (C), Williams (AS), Marshall (Har); **200**—Hemmings (C) 22.30, Magee (C), Moulton (OS), Joyce (FS), Williams (AS), Iannone (Roc); **400**—Joyce (FS) 49.60, Herman (FS), Guilfoyle (U), Zabrodsky (Roc), Scott (FS), Dell (FS); **800**—Millsbaugh (M) 1:54.80, Scheuer (U), McGowan (Ham), Woodward (SL), Woolston (Roc), Miller (SF); **1500**—Scheuer (U) 3:52.10, Howard (SL), Carroll (SF), Coughlin (S), McCormack (BrS), Holland (SL); **5000**—Dalton (S) 14:58.40, Raybuck (BiS), Fisher (C), Coughlin (S), Burns (SL), Lewis (C); **10,000**—Crouch (CS) 32:20.10, Boyle (Roc), Snyder (OS), Gadjiala (M), Von Bevern (AS), Doherty (Roc); **110-HH**—Riordan (Roc) 14.70, Canepa (C), Stewal (C), Monti (FS), Nazon (U); **400-H**—Riordan (Roc) 54.60, Welsh (Ham), Raillo (CS), Proulx (AS), Stewart (C), Carlson (RPI); **3000-M STEEPLE**—Trainer (Har) 9:11.80, Neary (FS), Fisher (C), Hemann (Roc), Martin (M), Luther (BiS).

HJ—Hadley (Har) 6-9, Apprahmanian (RPI), Cozzens (U), Preece (BrS), Martin (FS), Bauerlein (OS); **LJ**—Grant (BrS) 23-6¾, Francios (CS), Walter (RW), Charleston (FS), Mitchell (OS), Stewart (RW); **PV**—Schwan (CS) 14-0, Scalice (A), King (A), Ruske (BiS), Markwardt (CS), Zalucki (U), Ellwood (FS); **SP**—Jasinski (Ham) 51-¾, Paganello (FS), Buck (OS), Kearns (RPI), McCarthy (CS), Scacchetti (SJF); **DISC**—Benoit (A) 153-10, Wilber (CS), Duval (CS), Buck (OS), Kowalski (BrS), Kaval (CS); **JAV**—Fisher (C) 195-11, Mickiewicz (C), Przybocki (FS), Kibler (FS), Kammerer (RPI), Schaefer (CS); **TJ**—Therrien (CS) 47-10½, Canepa (C), Talbot (FS), Martin (FS), Robertson (FS), Chilton (U);

1980 NCAA TRACK AND FIELD

HAM—Paganello (F) 159-10, Duval (CS), Benoit (A), Warenda (RPI), Krasinskas (C), Gallup (A).

RELAYS-400—Colgate (Hemmings, Magee, Canepa, Swanson) 42.30, Hamilton, Rochester, Fredonia State, Cortland State, Union; **1600**—Fredonia State (Dell, Carroll, Scott, Herman) 3:20.30, Rochester, Colgate, Hamilton, Binghamton State, Siena.

North Central Conference

SCORING—South Dakota State 175, South Dakota 142, North Dakota State 114, Nebraska-Omaha 89, Augustana (South Dakota) 75, North Dakota 16, Morningside 6.

100—Blakley (NDS) 10.83, Schneider (SDS), Duncombe (SD), Johnson (SDS), Tucker (ND), Clayborne (SD); **200**—Duncombe (SD) 21.69, Schneider (SDS), Donnalley (NDS), Best Johnson (SDS), Tucker (ND), Black (NDS); **400**—Isler (SDS) 48.64, Haydenluck (SD), Best Johnson (SDS), Tucker (ND), Klassen (ND); **800**—Whities (A) 1:52.64, Bollmann (A), Hodenfield (NDS), Purdy (NO), Hubbs (SDS); **1500**—Bollman (NDS) (NDS), Sand (SD), Linstrom (SDS), Bittner (SD), Hubbs (SDS); **5000**—O'Brien (SD), Brandt (SDS), Swanhurst (SDS), Bills (SDS), Kreig (NDS), Brandt (SDS), **5000**—O'Brien (SD) 14:50.06, Bollmann (NDS), Brandt (SDS), Brandt (SDS), Smith (SD); **10,000**—Kinnunen (SD) 30:22.02, Dunlap (SD), Butler (AC), Shay (AC), Kelley Fendrich (SDS), Colon (SD); **110-HH**—Siegman (SD) 15.15, Butler (AC), Shay (AC), Kelley Fendrich (SDS), Gentry (MC), Creamer (SDS); **400-H**—Butler (A) 51.83, Siegman (SD), Creamer (NO), Gentry (MC), Creamer (SDS); **3000-M STEEPLE**—Bacon (SDS), Skaar (NDS), Kreamer (NDS), Reckmeyer (SDS); **3000-M STEEPLE**—Bacon (SDS) 9:03.11, Zinnel (SDS), Labenz (NO), Kinnunen (SD), Steinborn (SDS), Austen (SDS).

HJ—Hogan (SDS) 7-0, Holbeck (SDS), Briesen (NO), Shepherd (NDS), Johnson (A), Campbell (NDS), Bice (NO); **LJ**—Armitage (NO) 24-3/4, Briesen (NO), Cobbs (NO), Willey (SD), Siegman (SD), Campbell (NDS); **PV**—Miller (NO) 15-0, Huseby (NDS), Geist (NO), Connor (NO), Compton (ND), Willey (SD); **SP**—Alfred (SDS) 55-8/4, Lukens (A), Nielsen (SD), Hofer (SDS), Weber (NO), Bergmire (A); **DISC**—Alfred (SDS) 155-1, Nielsen (SD), Ulland (ND), Bergmire (A), Lukens (A), Sanderson (NDS); **JAV**—Docken (NDS) 226-5, Hogan (SDS), Joersz (NDS), Perk (SD), Shay (A), Krieg (ND); **TJ**—Armitage (NO) 50-0, Cobbs (NO), Bice (NO), Shea (SDS), Nannen (SD), Campbell (NDS); **DECATHLON**—Cobbs (NO), Bice (NO), Shea (SDS), Nannen (SD), Campbell (NDS), Willey (SD) 6,889, Shea (SDS), Shay (A), Siegman (SD), Haydenluck (SD), Osland (NDS). **RELAYS-400**—South Dakota State (Bakke, Johnson, Isler, Schneider) 42.16, North Dakota State, South Dakota, Morningside, North Dakota, Augustana; **1600**—Augustana (Best, Whiteis, Shay, Butler) 3:18.85, South Dakota, South Dakota State, North Dakota State.

Northern Illinois Conference

SCORING—Illinois Benedictine 131, Concordia 51, Olivet 51, Trinity 27.

100—Dickson (IB) 9.90, Johnson (IB), Cook (O), Schnurstein (C), Draper (O), Gunther (T); **220**—Dickson (IB) 23.26, Johnson (IB), Soulia (O), Draper (O), Filter (C), Gunther (T); **440**—Jaunes (IB) 51.10, Phillips (IB), Ahlersmeyer (C), Vincent (T), Dunn (C); **880**—Montgomery (O) 2:00.50, Lovern (IB), Songony (T), Swiech (IB), Rush (C), Smith (T); **MILE**—Noe (IB) 4:29.30, Kopkowski (IB), Baker (T), Strevell (IB), Smith (T), Leigh (O); **3-MILE**—Kopkowski (IB) 15:27.90, Baker (T), Montgomery (O), Leigh (O), Davidson (IB); **120-HH**—Price (C) 15.10, B. Budnik (IB), Stablein (IB), L. Budnik (IB), Buyum (T); **440-H**—B. Budnik (IB) 58.80, L. Budnik (IB), Stablein (IB), Zeddies (C), Buyum (T), Schnurstein (C).

HJ—Budnik (IB) 6-2, Shindle (O), Phillips (IB), Peachie (O), Buzinski (O); **LJ**—Johnson (IB) 20-11/4, Schnurstein (C), Schultz (T), Stratta (IB), Mader (C), Filter (C); **PV**—Phillips (IB) 15-0, Boyle (IB), Dwyer (IB); **SP**—Shuey (O) 41-8, Allstaedt (C), Ferguson (O), Gorski (IB), Nawrocki (IB); **DISC**—Shuey (O) 138-6, McDuffey (O), Nawrocki (IB), Koch (C), Allstaedt (C), Gorski (IB); **JAV**—Vaporis (T) 177-3, Draves (C), Mader (C), Dow (IB), Koch (C), Biberstine (O); **TJ**—Schnurstein (C) 42-6, Stratta (I), Schultz (T), Seymour (O), Bahr (C), Price (C).

RELAYS-440—Illinois Benedictine 43.30, Concordia, Olivet, Trinity; **MILE**—Illinois Benedictine 3:31.30, Concordia.

Northern Intercollegiate Conference

SCORING—Mankato State 212, Moorhead State 159, St. Cloud State 92, Northern State 39, Winona State 33, Minnesota-Duluth 30, Bemidji State 17, Southwest State 3, Michigan Tech 2, Minnesota-Morris 2.

100—Wright (WS) 10.95, Schloman (MaS), Garrels (MaS), Bornetun (BS), Pearson (MoS), Anderson (MoS); **200**—Kjolsing (MaS) 22.30, Schloman (MaS), Ritter (MaS), Flum (MD), Johnson (MoS), Anderson (MoS); **400**—Kjolsing (MaS) 48.70, Peterson (MD), Limose (NS), Richardson (MoS), Thomas (MoS), Kangas (SC); **800**—Vortherms (MaS) 1:53.60, Beeson (MoS), Brown (SC), Fay (MoS), Harland (WS), Perry (MT); **1500**—Anderson (MaS) 3:56.90, Jorgenson (MoS), Clay (SC), Pagel (SC), Webster (MaS), Wieker (MaS); **5000**—Schiller (WS) 14:43.90, Krueger (SC), Anderson (MaS), Graham (MoS), Salzer (SC), Shiveley (MaS); **10,000**—Brown (MaS) 30:39.90, Skalsky (MaS), Bydlon (BS), Anderson (MaS), Edwards (SC), Bower (MoS); **110-HH**—Tucker (MoS) 14.93, Ritter (MaS), Frank (MaS), Elmquist (MD), Salzwedel (MoS), Biehl (SC); **400-H**—Fox (MoS) 53.77, Lund (SC), Selvog (SC), Schwinghammer (SC), Elmquist (MD), Tucker (MoS); **3000-M STEEPLE**—Schiller (WS) 9:09.60, Shiveley (MaS), Graham (MoS), Keller (MaS), Harland (SW), Kruse (SW).

HJ—Bergstrom (MoS) 6-10, Parker (NS), Neumann (SC), Bowden (MoS), Anderson (MaS), Britz (BS); **LJ**—Garrels (MaS) 22-11, Neubauer (SC), Kjolsing (MaS), Myhre (MoS), Basuto (MoS), Erler (SC); **PV**—Robley (MoS) 14-6, Nelson (MoS), Novak (MaS), Wageman (MoS), Visina (MD), Carlson (WS); **SP**—Buffington (NS) 51-8/4, Anderson (MoS), Paulsen (MoS), Kelly (SC), Hand (MaS), Darling (MT); **DISC**—Hogan (MaS) 155-7/4, Paulsen (MoS), Anderson (MoS), Rogiers (MaS), Kelly (SC), Buffington (NS); **JAV**—Hogan (MaS) 202-7, Oas (MaS), Fisher (MoS), Neubauer (SC), Macken (MM), Herman (SC); **TJ**—Wilson (MaS) 45-6/2, Neubauer (SC), Wirt (SC), Britz (BS), Andring (MoS), McClendon (MoS).

RELAYS-400—Mankato State 43.20, Northern State, Minnesota-Duluth, Moorhead State, St. Cloud State, Bemidji State; **1600**—Moorhead State 3:19.90, Mankato State, Northern State, Minnesota-Duluth, St. Cloud State, Michigan Tech.

Ohio Athletic Conference

SCORING—Baldwin-Wallace 140, Mount Union 103, Otterbein 102, Ohio Northern 57, Ohio Wesleyan 56 1/2, Wittenberg 32 1/2, Denison 29, Wooster 22, Capital 9 1/2, Muskingum 4, Oberlin 3, Heidelberg 0, Kenyon 0, Marietta 0.

100—Brown (Ot) 10.80, Litten (B), Johnson (B), McKinley (B), Black (Wi), Henderson (ON); **200**—Brown (Ot) 21.60, Johnson (B), Pitt (Ot), Black (Wi), Litten (B), Henderson (ON); **400**—Rader (Ot) 49.00, Smith (Ot), Jofferson (MU), Amari (B), Biegler (D), DeWitt (D); **800**—Dawson (B) 1:57.00, McDowell (B), McKenzie (Ot), V. Smith (MU), Kramer (Wi), Ranney (Ot); **1500**—McIntyre (MU) 3:59.30, V. Smith (MU), Chmelik (ON), Rose (Ot), Vigg (B), Portune (Ob); **5000**—McIntyre (MU) 15:02.90, Gold (Ot), Dotson (MU), Kiss (B), Beehley (OW), Vigg (B); **10,000**—Landin (MU) 31:37.10, Becraft (ON), Kiss (B), Timmons (OW), Schoenlein (ON), McCaslin (OW); **110-HH**—Gavin (Wi) 14.60, Paschke (B), Skoczen (B), Bell (M), Kelly (B), DeLeon (Ot); **400-H**—Rissell (OW) 52.80, Woodruff (Ot), Hearn (OW), Bollenbacher (OW), Gavin (Wi), Beckett (Wi); **3000-M STEEPLE**—Fedyksi (B) 9:28.10, Landin (MU), Rothkamp (OW), Roller (MU), Hopkins (Ot), Knapik (B).

HJ—Jones (D) 6-8, Austin (Wo), Hearn (OW), Evans (MU), K. Smith (MU), Norman (Wi); **LJ**—Maul (ON) 23-8, McKinley (B), John (MU), McGarry (ON), O'Brien (MU), Bollenbacher (OW); **PV**—Chojnowski (B) 15-0, Groseclose (O5), Green (ON), Burchard (Wi), Stone (OW), Zipf (C); **SP**—McCombs (Ot) 49-1/4, Loker (B), Reynolds (C), Lamb (Wo), Puckett (Ot), Kramer (ON); **DISC**—Glatzhofer (D) 150-1, Lamb (Wo), Wasil (OW), Guhde (B), Buckley (Wi), Kramer (ON), Tj—John (MU) 47-9, Henderson (ON), O'Brien (MU), Merritt (Wi), Herbst (Wi), Evans (MU).

RELAYS-400—Baldwin-Wallace (Litten, Johnson, McKinley, Skelly) 41.70, Ohio Northern, Mount Union, Ohio Wesleyan, Oberlin, Capital; **1600**—Baldwin-Wallace (Hammer, Johnson, Amari, Skelly) 3:21.80 Otterbein, Denison, Ohio Wesleyan, Wooster, Ohio Northern.

Ohio Valley Conference

SCORING—Western Kentucky 166, Middle Tennessee State 105 1/2, Austin Peay 102 1/2, Murray State 83, Eastern Kentucky 52, Morehead State 39, Tennessee Tech 6.

100—Wingo (WK) 10.51, Williams (AP), Robinson (MT), McCleod (WK), tie Cornelius (MuS) and Cooper (MT); **200**—Wingo (WK) 21.24, tie Williams (AP) and Stegall (MT), Robinson (MT), Washington (MoS), Cooper (MT); **400**—Stegall (MT) 47.33, Musgrove (MT), Davidson (TT), Washington (MoS), Burton (MoS), Wallace (AP); **800**—McCutcheon (MT) 1:52.73, Johnston (MuS), Chimes (MuS), Sheats (WK), Willoughby (WK), O'Meally (MuS); **1500**—Warren (MuS) 3:46.40, Cuzzort (WK), Ahmed (AP), Rafferty (MuS), Chimes (MuS), Morgan (EK); **5000**—Cuzzort (WK) 14:11.90, Odlin (MuS), Murphy (WK), Charles-



BY A HEAD—Mike Meyer (lane 2) of Augustana wins the College Conference of Illinois and Wisconsin 200 championship in a photo-finish 21.9. Jim Martin (foreground) and Don Milkent of North Central were second and third, respectively.

ton (MuS), Bowman (MoS), Warren (MuS); **10,000**—Murphy (WK) 28:39.64, Odlin (MuS), Groves (WK), Charleston (MuS), Brooks (WK), Gosney (MoS); **110-HH**—Fougarty (AP) 14.11, Warrick (AP), Stanley (WK), Swan (EK), Douglas (WK), Wilson (WK); **400-H**—Douglas (WK) 52.39, Warrick (AP), Roenbeck (AP), Williams (MT), Ransom (MT), Swan (EK).

HJ—Durrant (WK) 6-9, Holmes (WK), Fitzpatrick (WK), Kidd (MT), Bradford (MuS), Lester (AP); **LJ**—Artis (MT), DoDoo (MT), Killebrew (WK), Cornelius (MuS), Burton (EK), Warrick (AP); **PV**—Colivas (AP) 15-6, Zimmerman (AP), Marshall (WK), Richards (MoS), Smith (MuS); **SP**—Simmons (MuS) 51-5, Graham (EK), Dowds (EK), Foster (EK), Gardner (MoS), Wildman (WK); **DISC**—Wildman (WK) 159-8/4, Burrell (AP), Foster (EK), Dowds (EK), Simmons (MT), Youngren (MuS); **JAV**—Whitman (Mo), Bowker (AP), Foster (EK), Chappell (WK), Parmely (MoS), McCracken (EK); **TJ**—DoDoo (MT) 54-1/2, Mobley (WK), Goodwin (EK), Howard (AP), Artis (MT), Burton (EK).

RELAYS-440—Western Kentucky (Stanley, McCleod, Wingo, Douglas) 41.76, Middle Tennessee State, Morehead State, Murray State; **MILE**—Middle Tennessee State (Cooper, Stegall, McCutcheon, Musgrave) 3:15.68, Austin Peay, Western Kentucky, Morehead State, Eastern Kentucky, Murray State.

Old Dominion Conference

SCORING—Bridgewater 77, Emory & Henry 64½, Lynchburg 46, Washington & Lee 44½, Eastern Mennonite 44, Roanoke 13, Hampden-Sydney 1.

100—Crockett (EH); **200**—Stroop (L); **400**—Blankenship (EH); **800**—Giesen (R); **1500**—Brady (L); **5000**—Layman (EM); **110-HH**—Harrison (B); **400-H**—Herr (EM).

HJ—Harrison (B); **LJ**—Harrison (B); **PV**—Freeman (L); **SP**—Hurley (EH); **DISC**—Hurley (EH); **JAV**—Ellis (EH); **TJ**—Harrison (B).

RELAYS-440—Emory & Henry; **MILE**—Emory & Henry.

Pacific-10 Conference

SCORING—Oregon 145, UCLA 123½, Southern California 98½, Washington State 73½, Arizona 53, Washington 43, California 39, Arizona State 35, Oregon State 30, Stanford 11.

100—Sanford (SC) 10.37, Brown (UCLA), Coleman (O), K. Williams (SC), L. Williams (UCLA), Farmer (C); **200**—Foster (UCLA) 20.35, Sanford (SC), Coleman (O), Brown (UCLA), Bradford (SC), Moore (AS); **400**—Hassan (OS) 45.59, Bradford (SC), Bethany (SC), Thompson (UCLA), McGlothlin (UCLA), Stankovic (W); **800**—Walters (SC) 1:47.60, Omwansa (SC), Theophylactou (WS), Schaer (S), White (C), Theriot (UCLA); **1500**—Chapa (O) 3:38.70, Becklund (A), Clifford (C), Fulton (OS), Nelson (L), Goldberg (O); **5000**—Rono (WS) 13:32.80, Chapa (O), Salazar (O), Cheruyiyot (WS), Hunt (A), Martin (O); **10,000**—Salazar (O) 28:40.60, Cheruyiyot (WS), Kissin (S), Stolp (W), Boileau (O), Shoots (A); **110-HH**—Foster (UCLA) 13:47.20, Bransom (O), Kennedy (A), Bryggare (SC), Johnson (SC), Stewart (SC); **400-H**—Bransom (O) 50.57, Seymour (WS), Guss (C), McNeal (UCLA), Pratt (C), Austin (O); **3000-M STEEPLE**—Hunt (A) 8:37.30, Rono (WS), Clary (O), Hurst (O), Martin (O), Blume (C).

HJ—Frazier (A) 7-1½, Curtis (A), Joseph (UCLA), From (O), Owens (AS), tie Walker (SC), Leach (UCLA) and Allen (WS); **LJ**—Jackson (AS) 25-8½, Hays (SC), Butler (A), Williams (WS), Walker (A), Marlow (C); **PV**—Hintnaus (O) 17-0, Curran (UCLA), Goodman (WS), Switzer (O), Warner (UCLA), Fisher (OS); **SP**—Laut (UCLA) 68-6, Summers (W), Gordien (UCLA), Stover (O), Goldsmith (O), Buxton (WS); **DISC**—Fox (OS) 194-0, Burton (O), Gordien (UCLA), Hersh (AS), Jesernig (WS), Schillinger (O); **JAV**—Sinclair (W) 259-11, Lorentzen (O), Pannanen (SC), DeMill (UCLA), Lorenzen (WS), Mahovich (W); **TJ**—Benson (UCLA) 53-7¼, D. Williams (UCLA), Joseph (UCLA), DeFrance (AS), McClelland (O), Hays (SC); **HAM**—Neilson (W), Buxton (WS), McArdle (O), Jesernig (WS), Bagley (W), Buss (S); **DECATHLON**—Jackson (AS) 7,755, Steen (C), Gefre (W), Doyle (O), Johnson (OS), Collins (WS).

RELAYS-400—Southern California (Williams, Bradford, Sanford, Mullins) 39.02, UCLA, Oregon, California, Arizona State, Washington State; **MILE**—Southern California (Sanford, Walters, Bradford, Bethany) 3:08.10, California, Oregon, UCLA, Oregon State, Washington.

1980 Meet: University of Washington, Seattle, Washington

Pacific Coast Athletic Association

SCORING—California-Irvine 114, San Jose State 86, Long Beach State 43, Utah State 34, Fresno State 30, California-Santa Barbara 27.

100—King (CI) 10.00, Thomas (SJS), Cole (SJS), Kirtman (SJS), Hurt (SJS); **200**—King (CI) 20.00, Thomas (SJS), Wynn (FS), Green (LBS), Cooper (LBS); **400**—Thompson (LBS) 46.90, Conway (LBS), Wills (CI), Chambers (CI), McGee (CI); **800**—Frazier (CI) 1:51.10, Fink (CI), Nahimiy (SJS), Wingard (LBS), Tyler (CI); **1500**—Nahimiy (SJS) 3:47.70, Foley (FS), Young (CI), Tilford (FS), Wingard (LBS); **5000**—Daniels (CI) 14:39.40, Lindvigsmoen (US), Moses (CI), Triplett (CSB), Kelley (US); **10,000**—Moses (CI) 32:11.40, Webb (CI), Gruber (SJS), Hughes (CSB), Ebner (CSB); **110-HH**—Veatch (CI) 13.80, Gregory (CI), Austin (SJS), Irving (CSB), Kirtman (SJS), **400-H**—Finley (SJS) 50.90, Thompson (FS), Starter (CSB), Irving (CSB), Allen (CSB); **3000-M STEEPLE**—Kelley (US) 8:53.30, Daniels (CI), Lindvigsmoen (US), Triplett (CSB), Aguirre (FS).

HJ—Pasket (US) 7-1½, Ward (FS), Gibbs (SJS), Davis (US), Ridgway (CSB); **LJ**—King (CI) 26-11¾, Atchade (SJS), Johnson (LBS), Corrin (CI), White (SJS); **PV**—Woepse (SJS) 18-0¼, Black (SJS), Wilson (LBS), Thilken (CI), Hosford (SJS); **SP**—Feuerbach (SJS) 6-01¾, Lettow (CI), Brady (SJS), Brown (CI), Schalblaska (FS); **DISC**—Lettow (CI) 191-2, John (US), Sutherland (SJS), Endler (FS), McSeveny (LBS); **JAV**—Bendixen (US) 232-8, Jackson (SJS), Ransford (SJS), Ellenberg (CI), Stewart (SJS); **TJ**—Davis (LBS) 50-3½, Roberts (SJS), White (SJS), Daugherty (CSB), Enders (CI); **HAM**—P. Fuller (LBS) 192-9, D. Fuller (LBS), Schrader (CI), John (US), Tinsley (FS); **DECATHLON**—Veatch (CI) 7.442, Gordien (CSB), Gray (CI), Byron (FS), Sanchez (FS).

RELAYS—**400**—California-Irvine Kidd, Chambers, McGee, King) 40.50, San Jose State, Fresno State, California-Santa Barbara; **1600**—California-Irvine (Wells, Chambers, McGee, King) 3:12.80, Long Beach State, California-Santa Barbara, Fresno State.

1980 Meet: May 16-17, California-Irvine, Irvine, California

Presidents' Athletic Conference

SCORING—Carnegie-Mellon 134, Allegheny 96, Case Western Reserve 89, Hiram 72, John Carroll 60, Bethany 48½, Thiel 38½, Washington & Jefferson 14.

100—Edwards (H) 10.80; **200**—Edwards (H) 21.80; **400**—Hallinan (CM) 49.80; **800**—Klaiber (CM) 1:57.00; **1500**—Lewis (JC) 4:04.50; **5000**—Kumman (CWR) 15:02.10; **10,000**—Kumman (CWR) 30:32.60; **110-HH**—Hartz (A) 14.80; **400-H**—Hartz (A) 54.70.

HJ—Dedionis (A), Torkey (A) 6-2; **LJ**—McCarthy (H) 21-7; **PV**—Gergel (CWR) 15-0; **SP**—Barbour (WJ) 49-0½; **DISC**—Tupta (CWR) 146-6; **JAV**—Wagner (CM) 218-7; **TJ**—Holmes (CM) 45-2¼.

RELAYS—Hiram 43.60; **MILE**—Allegheny 3:24.90.

Southeastern Conference

SCORING—Auburn 148, Tennessee 133, Alabama 94, Louisiana State 90, Florida 48, Kentucky 48, Georgia 38, Mississippi State 20.

100—Lattany (C) 10.31, Glance (Au), Mallard (Al), Coley (LS), Scott (LS), Palmer (Al); **200**—Mallard (Al) 21.80, Lattany (G), Glance (Au), Scott (LS), Palmer (Al), Strother (Au); **400**—Coombs (Al) 45.88, Harris (T), Blair (T), Hill (LS), Brown (F), Horne (T); **800**—Abston (Au) 1:49.28, Ackerman (K), Young (T), Franklin (Au), Lett (MS), Toles (Au); **1500**—James (T) 3:43.51, Tuttle (Au), Quigley (LS), McCray (G), Fussell (G), Hicks (A); **5000**—Graves (Au) 14:00.29, Burridge (K), Bensema (K), Vega (T), Davey (T), Nenow (K); **10,000**—Burridge (K) 29:23.10*, Graves (Au), Davey (T), Vega (T), Murphy (F), Ness (K); **110-HH**—Walker (A) 13.70, Darcus (T), McDaniel (LS), James (T), Hancock (T), Parker (Al); **400-H**—Walker (Au) 48.48, Otono (MS), Barlow (T), Burnes (A), Moore (T), Fain (G); **3000-M STEEPLE**—James (T) 8:41.70, Tuttle (Au), Dobbins (LS), Franklin (Au), Floyd (T), Kauffman (G).

HJ—Woodard (Al) 7-2¼, Pringle (F), Wise (Al), Valentine (Au), Mays (K), Fitzgerald (F); **LJ**—McCain (LS) 26-1½, Glance (Au), Grimes (T), Holmes (T), Levine (Al), Neal (F); **PV**—West (Al) 15-1 1¾, Schmidt (T), Stewart (F), Duhon (LS), Bradley (F), Chambless (Au); **SP**—Luckie (F) 61-50, Will (Au), Buchanan (Al), Maciejczyk (LS), Marshall (LS), McCulla (K); **DISC**—McCulla (K) 193-3, Luckie (F), Martin (Al), Bergenback (T), Will (Au), VanWinkle (G); **JAV**—Barrow (LS) 225-10, Blackburn (Au), Flesham (LS), Reagar (Fl), Campbell (LS), Buchanan (Al); **TJ**—Jordan (T) 52-8, Peters (Al), Topins (Au), Ernest (LS), Negnebner (MS), Wynn (Al); **DECATHLON**—Blackburn (Au) 7,259, Miller (Al), Bower (T), Coleman (MS), Bruce (Au), Bathiany (K).

RELAYS—**400**—Georgia (Campbell, Simmons, Baker, Lattany) 39.93, Louisiana State, Auburn, Tennessee, Florida; **MILE**—Tennessee (Horne, Grimes, Harris, Blair) 3:06.12, Louisiana State, Alabama, Mississippi State, Florida, Georgia.

Southern Conference

SCORING—Virginia Military 188, East Tennessee State 133, Appalachian State 123½, Marshall 73, Citadel 42½, Western Carolina 23, Furman 22, Davidson 13.

100—Halstead (ETS) 10.50, Washington (VM), McCorkle (AS), Bailey (M), Luckey (AS); **200**—Jordan (AS) 21.60, Looke (ETS), Strickland (VM), Halstead (ETS), Hicks (ETS), Judge (VM); **400**—Watts (VM) 48.60, Sessler (M), Strickland (VM), Hicks (ETS), Judge (VM); **800**—Koon (M) 1:52.90, Elrod (AS), Caudell (ETS), Barker (F), Scruton (ETS), Dotson (M); **1500**—Scruton (ETS) 3:49.80, Weatherwax (VMI), Leek (ETS), Turpin (ETS), Dotson (M), Shannon (ETS); **5000**—Leek (ETS) 14:26.40, Kenny (ETS), Dixon (ETS), Nutter (M), Hall (F), Cohen (AS); **10,000**—Leek (ETS) 29:21.30, Kenny (ETS), Dixon (ETS), Finucane (ETS), Nutter (M), Cohen (AS); **110-HH**—Bridges (VMI) 14.10, Scott (C), Nisco (D), Grimes (VM), Black (AS), Jones (D); **400-H**—Washington (VM) 52.50, Grimes (VM), Bridges (VM), McKay (ETS), McNeely (C), Brown (ETS); **3000-M STEEPLE**—Weatherwax (VMI) 9:20.70, Clark (M), Hall (F), Branson (ETS), Shannon (ETS), Caudell (ETS).

HJ—Hubbard (AS) 6-11, Terry (AS), Jacobs (C), Davis (VM), Orcutt (F), Harris (AS); **LJ**—Grimes (VM) 23-9½, McGill (WC), Blackwell (AS), Scott (VM), Allen (F), Perry (VM); **PV**—Ward (AS) 15-6, Casale (AS), Burke (C), Mittendorf (M), Campsen (C), Safrit (AS); **SP**—Tocci (C) 55-7¼, Cebula (M), Johns (M), Lanier (D), Keeter (AS), Wells (M); **DISC**—Hanigan (AS) 159-2, Johns (M), Strickland (WC), Opydke (WC), Morris (WC), Lanier (D); **JAV**—Roseme (VM) 217-8, Hall (VM), Ruffy (AS), Keeter (AS), Opydke (WC), Samuels (AS); **TJ**—Scott (VM) 48-0, Perry (VM), Grimes (VM), Williams (VM), Beasley (AS), Barnett (WC).

RELAYS—**400**—Virginia Military (McNeal, Judge, Washington, Watts) 41.80, East Tennessee, Appalachian State, Furman, Citadel, Marshall; **MILE**—Virginia Military (Keys, Bridges, Watts, Strickland) 3:16.20, Appalachian State, Marshall, East Tennessee State, Furman, Citadel.

1980 Meet: April 25-26, The Citadel, Charleston, South Carolina

Southland Conference

SCORING—Lamar 156, Arkansas State 118½, McNeese State 110, Texas-Arlington 78½, Louisiana Tech 63½, Southwestern Louisiana 31.

100—Holmes (L) 10.50, Young (MS), Smith (TA), Fong (L), Kirkwood (AS), McClendon (MS); **200**—Holmes (L) 20.90, Hinds (L), Smith (TA), Fong (L), Young (MS), Abrams (TA); **400**—Hinds (L) 46.90, Roberts (MS), Cavin (L), White (L), Gouldsby (TA), Malbrough (MS); **800**—Green (AS) 1:51.00, Kibbles (L), Metcalf (AS), Jones (LT), Jackson (L), Hester (SL); **1500**—Kohrs (MS) 3:49.20, McCarron (MS), Cope (SL), Linzmeier (L), Dorsey (AS), Brown (LT); **5000**—Wimer (AS) 14:41.70, Kohrs (MS), Cross (LT), Linzmeier (L), Gleason (TA), Dorsey (AS); **110-HH**—Lawson (SL) 14.10, Fitts (AS), Maclin (AS), Woods (TA), Robinson (L), Taylor (AS); **400-H**—Robinson (L) 51.80, Woods (TA), Lawson (SL), Holman (LT), Lee (L), Brown (AS); **3000-M STEEPLE**—Kohrs (MS) 8:53.00, Kassen (AS), Montebello (L), Linzmeier (L), Wimer (AS), Brown (LT).

HJ—DeWees (AS) 7-0, Royer (MS), Smith (MS), Cook (AS), Durham (LT), Channell (TA); **LJ**—Coleman (L) 24-4½, Smith (TA), Baker (L), Young (MS), Lloyd (MS), Kirkwood (AS); **PV**—Korrell (AS) 16-6, Pilla (AS), Pintus (AS), Farmer (LT), Cook (AS), Broadhead (SL); **SP**—Henderson (LT) 54-0, Robinson (LT), Justice (TA), Armstrong (L), Webb (L), Gower (TA); **DISC**—Justice (TA) 172-2, Henderson (LT), Clark (LT), Webb (L), Robinson (LT), Roberson (L); **JAV**—Lowe (TA) 252-7, Morris (MS), Sonnier (MS), Kysar (MS), LeBlanc (LT), Hutchinson (LT); **TJ**—Coleman (L) 51-0½, Kirkwood (AS), Lloyd (MS), Royer (MS), Arnold (SL), Baker (L).

RELAYS—**400**—Lamar (Holder, Fong, Hinds, Holmes) 40.50, Texas-Arlington, Arkansas State, Southwestern Louisiana, Louisiana Tech; **1600**—Lamar (White, Robinson, Kibbles, Hinds) 3:10.20, Arkansas State, McNeese State, Texas-Arlington, Louisiana Tech, Southwestern Louisiana.

Southwest Conference

SCORING—Texas 110, Texas A&M 96, Houston 85½, Rice 55, Baylor 44½, Arkansas 34, Southern Methodist 31, Texas Christian 29, Texas Tech 11.

100—Edwards (H) 10.18, Dickey (TAM), Mouton (R), Walker (TC), Derrett (R), Henry (T); **200**—Edwards (H) 20.57, Mouton (R), Derrett (R), Walker (TC), Bell (A), Omiodale (T); **400**—Kerr (TAM) 46.23, Willis (TAM), Paul (T), Faggitt (T), Seale (T), Newbold (TC); **800**—Gingrich (R) 1:47.60, Harbour (B), Taliaferro (T), Mays (TT), Vogt (TAM), Hamilton

(T); **1500**—Harbour (B) 3:44.86, Muggleton (A), McCormick (TT), Cardinal (SM), Ruud (B), Taylor (A); **5000**—Muggleton (A) 13:58.70, Marino (SM), Burley (T), Taylor (A), Adams (B), Conroy (A); **110-HH**—King (R) 13.74, Whigham (H), Marano (H), Matthews (TC), Mosley (TAM); **400-H**—Whigham (H) 49.84, Thomas (R), Bean (B), Wheatfall (T), Shirey (SM), James (R).

HJ—Howard (TAM) 7-1½, McAlister (SM), Brown (T), Davenport (T), Aggers (TAM), Wimberly (B), Riggs (H); **LJ**—Jones (B) 25-3¼, Turner (H), Mosley (TAM), Opubar (TC), Brown (T), Herbst (H); **PV**—Hall (TAM) 16-2, Feik (A), Ruehle (TAM), Shaw (H), Flint (R), Mullins (TAM); **SP**—Jakobsson (T) 62-10¼, Robinson (T), Baughman (H), Waldman (SM), Ross (SM), Scott (TAM); **DISC**—Jakobsson (T) 197-5, Baughman (H), Scott (TAM), Adkisson (H), Stewart (TAM), Gray (SMU); **JAV**—Lyons (T) 261-8, Pajtas (T), Newsom (TAM), Jakobsson (T), Erwin (SM), Lyons (T).

RELAYS-400—Texas A&M (Willis, Kerr, Pittman, Dickey) 39.60, Houston, Texas, Texas Christian, Baylor, Texas Tech; **1600**—Texas (Seale, Faggett, Paul, Omodiale) 3:07.34, Texas Christian, Texas A&M, Baylor, Houston, Rice.

Southwestern Athletic Conference

SCORING—Texas Southern 249, Jackson State 103½, Prairie View A&M 88, Mississippi Valley State 77, Southern 57½, Alcorn State 7, Grambling State 5.

100—Pickens (MVS) 10.51, Pettis (PV), Moxey (TS), Kimble (TS), Cox (S), Muhammad (TS); **400**—Taylor (TS) 46.19, Sanders (MVS), Terrell (PV), Coleman (PV), Joseph (TS), Dixon (MVS); **800**—White (PV) 1:47.62, Sanders (MVS), Perry (TS), Stark (TS), Watson (J), Bullard (TS); **1500**—Watson (J) 3:46.15, Sanders (MVS), Green (TS), Harris, Roberts (PV), Johnson (MVS); **5000**—Green (TS) 15:14.38, Myles (PV), Jones (S), Devins (TS), Appoy (J), McArthur (S); **110**—Kennedy (TS) 14.21, Thomas (PV), Johnson (S), Forham (S), Hayes (S), Baldwin (TS); **400-H**—Baldwin (TS) 51.55, Lewis (TS), Books (J), Jackson (J), Gilbert (PV), Duckless (G); **3000-M STEEPLE**—Myles (PV) 9:25.82, Appoy (J), Sanders (MVS), Devine (TS), Harold (MVS), Perry (TS).

HJ—Sterling (J) 2:10.07, Graves (TS), Foxworth (J), Theodore (MVS), Champion (S), Perkins (J); **LJ**—Trott (J) 7:20.08, Perkins (J), Warnes (PV), Foxworth (J), Bradley (J), Courville (TS); **PV**—Mayer (S) 4:50.01, McCloud (J), Mitchell (MVS), Coker (S), Feld (PV); **SP**—Lundy (TS) 18.06, Strommen (TS), Woodard (TS), Johnson (TS), Hicks (PV), Syas (S); **DISC**—Lundy (TS) 48:30.01, Woodward (TS), Strommen (TS), Johnson (TS), Field (J), Easley (TS); **JAV**—Lyons (S) 68.70, McClare (MVS), Walker (A), Laday (TS), Hicks (PV), August (PV); **TJ**—Perkins (J) 51-2½, Courville (TS), Brimmer (J), Bradley (J), Cocker (S), Moses (PV); **HAM**—Strommen (TS) 155-54, Lundy (TS), Johnson (TS), Woodard (TS), Moncrief (TS), Hicks (PV).

RELAYS-400—Southern (Davenport, Fordham, August, Cox) 40.00, Texas Southern, Prairie View A&M, Mississippi Valley State, Jackson, Alcorn; **1600**—Texas Southern (Perry, Williams, Bullard, Joseph) 3:08.09, Prairie View A&M, Mississippi Valley State, Southern.

State University of New York Conference

SCORING—Fredonia State 212, Cortland State 90, Albany State 83, Plattsburgh State 79, Binghamton State 40, Oswego State 37, Buffalo State 35, Brockport State 26, Buffalo 10, Genesee State 4.

100—Mitchell (PS) 10.10, Williams (AS), Simpson (BuS), Moulton (OS), Tartick (B), Ramola (CS); **220**—Williams (AS) 22.60, Joyce (FS), Pollard (AS), Moulton (OS), Gould (FS); **440**—Joyce (FS) 50.60, Duncan (PV), Chute (OS), Dell (FS), Scott (FS), McKinnie (BS); **880**—Carroll (F) 1:54.70, Miller (FS), Stockslager (PS), Miller (PS), Mathis (AS), Shapiro (AS); **MILE**—Carroll (FS) 4:12.90, Brenner (FS), Mathis (AS), McCormack (BuS), McAlpine (CS), Rieman (FS); **3-MILE**—Neary (FS) 14.38, Brenner (FS), Raybuck (BiS), Bireacre (PS), Smith (GS), Snyder (OS); **6-MILE**—Snyder (OS) 30:34.4, Luther (BiS), LaSalle (PS), Williams (PS), Crouch (CS), Von Bevern (AS); **120-HH**—Pollard (A) 14.70, Monti (FS), Proulx (AS), Moran (FS), Faber (B), Reimer (BS); **400-H**—Proulx (AS) 56.30, Jordan (BuSS), Soeltz (FS), Cunningham (AS), Faber (BiS), Moran (FS); **3000-M STEEPLE**—Neary (FS) 9:38.00, Greene (CS), Luther (BiS), MacKrell (BrS), Sieckmann (FS), Drumstra (FS).

HJ—Przybocki (FS) 6-10, Martin (FS), Bruerlein (OS), Shea (PS), Preece (BrS), McGurl (OS); **LJ**—Grant (BrS) 23-4½, Charleston (FS), Regan (B), Miller (AS), Curran (GS), Francois (CS); **PV**—Ruske (BiS) 13-9, Ellwood (F), Schwann (CS), Notturmo (CS); **SP**—Visciano (BuS) 47-11, Paganello (FS), McCarthy (CS), Marmor (BiS), Buck (OS), Bennett (PS); **DISC**—MacMennamin (PS) 169-11, Milano (BuS), Kowalski (BrS), Wilber (CS),

Duval (CS), Kaval (CS); **JAV**—Fisher (CS) 193-0, Francios (CS), Schaefer (CS), Phillips (FS), Bauerlein (OS), Przybocki (FS); **TJ**—Therrien (CS) 47-2¼, Martin (FS), Talbot (FS), Pollard (AS), Robertson (FS), Barnes (AS); **HAM**—Paganello (FS) 148-10, Duval (CS), Hornung (FS), MacMennamin (PS), Phillips (FS), Pannetta (CS).

RELAYS-440—Plattsburgh State (Mitchell, Duncan, Ross, Etheredge) 44.00, Fredonia State, Cortland State, Albany State, Buffalo, Oswego State; **MILE**—Fredonia State (Herman, Scott, Dell, Barroll) 3:23.70, Plattsburgh State, Albany State, Cortland State, Binghamton State, Buffalo State.

Virginia State Championships

SCORING—Virginia Military 115, Virginia 114, Virginia Tech 91, Richmond 67, Norfolk State 61, William & Mary 60, James Madison 27, Virginia State 26½, Hampton Institute 24, George Mason 12, Ferrum College 12, Emory & Henry 6½, Eastern Mennonite 4, Lynchburg ½.

100—White (NS) 10.50, Ray (NS), Singleton (VS), Jones (NS), Scott (VT), Fallen (VT); **200**—Ray (NS) 21.20, Judge (VM), Strickland (VM), White (NS), Powell (HI), Taylor (JM); **400**—Watts (VM) 46.80, West (HI), Pinno (R), Bruce (V), Muth (V), Merritt (VT); **800**—Spoonor (R) 1:47.60, Ackenbom (VT), Kipkorir (R), Brown (V), Hopke (WM), Kimaldel (R); **1500**—Rothschild (WM) 3:45.50, Weatherwax (VM), Canty (V), Burns (VT), Wimberly (G), Malone (W); **5000**—Tuwei (R) 14:17.30, Cotton (V), Ellington (WM), Layman (EH), Stafford (GM), Kerner (V); **10,000**—O'Flynn (R) 30:48.00, Ellis (WM), Mountain (VT), Daniel (VM), Wilson (GM), Dowd (WM); **110-HH**—Williams (V) 13.90, Lewis (VT), Grimes (VM), Bowles (VS), Bridges (VM), Pinckney (VS); **400-H**—Grimes (VM) 50.60, K.A. Williams (V), Ke. Williams (V), Korock (WM), Bradley (VT), Bridges (VM); **3000-M STEEPLE**—Tuwei (R) 8:38.30, Crane (VT), Shields (W), Ruggles (V), Coogan (W), O'Toole (VT).

HJ—Hemingway (VS) 6-11, Glover (JM), Jackson (GM), Collins (JM), Lowery (NS), Davis (VM); **LJ**—Grimes (VM) 7.41, Smith (V), Anderson (V), Brower (F), Scott (VM), Onwuli (JM); **PV**—Phillips (VT) 15-0, Donnelly (VT), Zaruba (WM), Pryer (NS), Bayer (F), Freeman (L); **SP**—Stuart (WM) 16.07, Taylor (V) Wallin (F), Garst (JM), South (HI), Vincenzes (V); **DISC**—Vincenzes (V) 53.54, South (HI), Bishop (VT), Sulik (VT), Brevin (VT), Taylor (V); **JAV**—Mikula (V) 71.58, Hulbert (JM), Ellis (EH), Roseme (VM), Hall (VM), Rutkowski (V); **TJ**—Scott (VM) 15.08, Grimes (VM), Perry (VM), Anderson (V), Lowery (N), Glover (JM); **HAM**—Sulik (VT) 51.36, McCarthy (VM), Gooch (R), O'Connor (VT), Vincenzes (V), Saunders (VM).

RELAYS-440—Norfolk State (White, Hamilton, Jones, Ray) 40.80, Virginia Military, Virginia Tech, Virginia State, Hampton Institute; **MILE**—Virginia (Bruce, Canty, Muth, Williams) 3:11.70, Richmond, Norfolk State, William & Mary, Hampton Institute, Virginia State.

Western Athletic Conference

SCORING—Texas-El Paso 199, San Diego State 142, Brigham Young 141, New Mexico 57, Colorado State 52, Wyoming 45, Utah 14.

100—Deal (TEP) 10.19, Russell (SDS), Jackson (BY), Evans (NM), Hill (CS), Connor (TEP); **200**—Russell (SDS) 21.10, Deal (TEP), Jackson (BY), Evans (NM), Stone (U), Hill (CS); **400**—Daniels (SDS) 45.68, Mehale (TEP), Ongwae (NM), Blaylock (SDS), Alsdorf (CS), Marsh (W); **800**—Lemashon (TEP) 1:50.10, Hamblin (BY), Ongaga (TEP), Szwed (U), Penny (W), Devey (U); **1500**—Nyambui (TEP) 3:42.97, Koskie (NM), Harris (CS), Padilla (BY), Woods (BY), Clarkon (U); **5000**—Nyambui (TEP) 14:10.12, Musyoki (TEP), Kilili (W), Rotich (TEP), Koskie (NM), Sinclair (CS); **10,000**—Musyoki (TEP) 29:28.39, Kilili (W), Nzau (W), Sinclair (CS), Kamau (W), Devey (NM); **110-HH**—Kimaiyo (NM) 13.87, Echavarria (BY), Armour (SDS), Jones (BY), Chandler (SDS), Mayuku (TEP); **400-H**—Echavarria (BY) 50.61, Kimaiyo (NM), Sheffield (SDS), Mulli (TEP), Mayuku (TEP), Boogman (TEP); **3000-M STEEPLE**—Lawrence (BY) 9:08.53, Drumright (CS), St. John (SDS), Tomisato (TEP), Nzau (W), Wittthauer (U).

HJ—White (W) 6-10, Nielson (BY), Graber (SDS), Low (SDS), Bunting (SDS), Shields (BY); **LJ**—Armour (SDS) 24-8½, Rusing (CS), Laniyan (TEP), Skogerboe (CS), Connor (TEP), Stene (U); **PV**—Childs (BY) 16-2¾, Guerrero (TEP), Searle (SDS), Sanderson (SDS), Vahlstrom (TEP); **SP**—Almstrom (TEP) 63-2¼, Scott (TEP), Walvik (TEP), Slaney (SDS), Wollerman (CS), Kuseela (BY); **DISC**—Walvik (TEP) 189-10, Slaney (SDS), Finley (W), Svensson (BY), Smith (BY), Almstrom (TEP); **JAV**—Kiehs (BY) 257-0, Benyak (NM), Young (SDS), Christiansen (TEP), Lehnortt (W), Hinojosa (CS); **TJ**—Laniyan (TEP)

51-6½, Armour (SDS), Montgomery (SDS), Gary (SDS), Scott (U), Rusing (CS); **HAM**—Olsen (TEP) 229-0, Sjöholm (TEP), Kuusela (BY), Duffala (CS), Svensson (BY), Burns (TEP); **DECATHLON**—Steiner (BY) 7,717, Jokinen (BY), Gardner (BY), Miller (BY), Young (SDS), Ming (CS).

RELAYS-440—San Diego State (Newell, Russell, Armour, Daniels) 39.90, Texas-El Paso, Colorado State, Brigham Young, New Mexico; **MILE**—San Diego State (Sheffield, Russell, Blaylock, Daniels) 3:11.36, Texas-El Paso, Brigham Young, New Mexico, Utah, Colorado State.

Wisconsin State University Conference

SCORING—LaCrosse 154½, Whitewater 141, Stevens Point 87, Eau Claire 73, Oshkosh 65, Stout 32½, River Falls 27, Superior 27, Platteville 15.

100—Thomas (O) 9.90, Sitte (LC), Stepp (W), Kanters (W), Luebke (W), Scharrer (LC); **220**—Bork (SP) 22.30, Stepp (W), Sitte (LC), Wetzsteon (LC), King (W), Hinke (EC); **440**—Kruhoski (W) 48.50, French (O), King (W), Bork (SP), Hoft (EC), Smith (Su); **880**—Buntman (SP) 1:55.00, LaValley (Su), Bodette (SP), Ippolito (EC), Gilbert (EC), Mueller (LC); **10,000 WALK**—Ellis (SP) 48:03.30, Byers (EC), McMillan (LC), Meltz (O), Bachman (SP), Gissing (St); **MILE**—Butnman (SP) 4:12.20, Spiegelberg (EC), Johnson (SP), O'Brien (EC), Miche (P), Brandli (W); **3-MILE**—Hahn (LC) 14:23.20, Ingold (LC), Miller (LC), Davies (LC), Stintzi (EC), Stack (EC); **6-MILE**—Hahn (LC) 30:02.50, Fritsch (LC), Sperling (Su), Heldt (LC), Novak (EC), Hensler (O); **120-HH**—Young (W) 14.50, Plummer (W), Osterman (LC), Ales (RF), Lammers (SP), Sapa (SP); **440-H**—Young (W) 53.60, Sapa (SP), Weiss (LC), Yoss (W), Rongsted (EC), Larson (LC); **3000-M STEEPLE**—Ingold (LC) 9:24.70, Fischer (LC), Christensen (O), Miller (LC), Johnson (SP), Florey (EC).

HJ—Iselin (St) 6-11, Beckel (RF), Jost (LC), Derus (EC), Bodin (W), Theisen (O); **LJ**—Hancock (EC) 23-4½, Smith (O), Wetzsteon (LC), Koehn (O), Rabideau (W), Pittman (LC); **PV**—Plummer (W) 15-3, Schell (W), Look (EC), McLain (W), Lee (St) and Kieffer (LC); **SP**—Overgard (St) 50-1½, Knaust (W), Helein (O), Kirking (LC), Albrecht (W), Campbell (P); **DISC**—Hudspith (Su) 164-4½, Overgard (St), Roleodson (SP), Kieler (RF), Staudinger (O), Huenick (SP); **TJ**—Beckel (RF) 47-8, Check (P), Watson (W), Wetzsteon (LC), Cook (EC), Johnson (W); **JAV**—Mueller (O) 194-2, Paul (LC), Schadewald (W), Campbell (P), Hudspith (Su), Albrecht (W).

RELAYS-440—Whitewater (Stepp, Kasdorf, Luebke, Kanters) 42.80, LaCrosse, Eau Claire, Oshkosh, River Falls, Stevens Point; **MILE**—Whitewater (King, Stepp, Yoss, Kruhoski) 3:22, Eau Claire, Stevens Point, LaCrosse, Stout, Oshkosh.

Yankee Conference Results

SCORING—Boston 146, Connecticut 142, Massachusetts 91, Rhode Island 88½, New Hampshire 55, Maine 44½, Vermont 22.

100—DiPietro (C) 10.50, McKay (RI), Isaac (B), McClellan (V), Parsons (C), Devarney (Ma); **200**—McKay (RI) 21.70, Churchill (Ma), Isaac (B), Mahan (B), Laube (B), Parsons (C); **400**—Cohen (B) 49.00, Roberts (RI), Hopkins (B), Tupper (Me), Vogel (C), Bloom (RI); **800**—Demers (NH) 1:53.10, Ridley (B), Whipkey (Me), Kelley (Ma), King (Ma), Baxter (RI); **1500**—MacDougall (Ma) 3:57.90, Stearns (NH), Martin (Ma), Laffey (C), Kimball (B), Cox (RI); **5000**—Quinn (Ma) 14:43.20, Kelley (B), Wolf (Ma), Kane (C), Pike (Me), Corcoran (Ma); **10,000**—Beupilant (Ma) 32:59.40, Ometlchenko (Ma), Prial (Ma), Snaver (Ma), Trembley (Ma); **110-HH**—Mahan (B) 13.60, Danville (B), LeMay (C), O'Reilly (C), Reed (Me), Thompson (C); **400-H**—Danville (B) 53.50, Kent (C), Hupalo (B), Gray (RI), Haycock (B), Thompson (C), Ringuette (RI); **3000-M STEEPLE**—Wilson (B) 9:20.80, McCusker (Ma), Anderson (Ma), Downing (Me), Berman (NH), Baugh (Ma).

HJ—Dowdon (Ma) 6-6, Boucher (C), Panaggio (RI), Claudio (V), Donovan (Me), Young (C), Compstone (Me); **LJ**—Vogel (C) 23-6, Liberman (NH), Thompson (C), Emberly (V), Adu (B), Austin (RI); **PV**—Strawderman (RI) 16-8½, Hartley (RI), Rubega (C), Marcote (B), Miller (C), Thornton (C); **SP**—Stewart (B) 54-10, Sherrad (Me), Walsh (C), Arnold (RI), Ball (C), Pillari (C); **DISC**—Sherrard (Me) 161-0, Bolster (RI), Pillari (C), Malavich (C), Walsh (C), Claudio (V); **JAV**—Derby (Ma) 207-9, Rein (C), Bonde (NH), Lattari (C), Kaczanski (Ma), Peltzer (V); **HAM**—Miller (NH) 190-0, Porrazzo (NH), Smolenski (B), Desjardins (RI), Bradford (C), Malavich (C); **TJ**—Adu (B) 47-1, Emberly (V), Shaw (C), Thompson (C), Vogel (C), Sommers (NH).

RELAYS-400—Connecticut 42.40, Rhode Island, Boston, Massachusetts, Maine, New Hampshire; **1600**—Boston 3:16.20, Connecticut, Rhode Island, Maine, Massachusetts, New Hampshire.

Drake Relays

SCORING TEAMS—Abilene Christian, Adams State, Arkansas, Athletic Attic, Auburn, Augustana (Illinois), Augustana (South Dakota), Baylor, Bowling Green, Bradley, California-Irvine, Cal Poly-SLO, Central Michigan, Chicago Track Club, Cincinnati, Cleveland State, Colorado, Colorado State, Colorado Track Club, Doane, Drake, Eastern Illinois, Fort Hays State, Georgia, Hamline, Illinois, Illinois State, Indiana, Indiana Track Club, Iowa, Iowa State, Jacksonville State, Kansas, Kansas State, Kentucky, Lincoln, Michigan State, Minnesota, Missouri, Moorhead State, Murray State, Nebraska, New York Athletic Club, North Dakota, North Dakota State, North Texas State, Northeast Missouri State, Northern Iowa, Oklahoma, Oklahoma Christian, Oklahoma State, OGE Athletics, Oregon State, Prairie View A&M, Purdue, St. Olaf, Santa Monica Track Club, South Dakota, Southern Illinois-Carbondale, Sunland Track Club, Texas, Texas A&M, Texas Christian, Texas Tech, Toledo, Utah, Western Illinois, Wichita State, Wisconsin, Wisconsin-Stevens Point.

UNIVERSITY DIVISION—RELAYS-400—Georgia (Campbell, Simmons, Baker, Lattany) 39.89, Kansas, Missouri, Oklahoma, Indiana, Iowa; **800**—Texas (Seale, Faggett, Omodiale, Paul) 1:23.74, Kansas, Illinois, Cincinnati, Iowa, Bowling Green; **1600**—Texas (Seale, Faggett, Paul, Omodiale) 3:04.65, Kansas, Texas Christian, California-Irvine, Missouri; **SPRINT MEDLEY**—Jackson State (Wesley, Johnson, Jackson, Watson) 3:16.54, Oklahoma, Oklahoma State, Purdue, Illinois, Indiana; **DISTANCE MEDLEY**—Baylor (Hilburn, Burkhalter, Ruud, Todd) 9:34.63, Indiana, Nebraska, Oregon State, Texas Tech, Arkansas.

COLLEGE DIVISION—RELAYS-400—Prairie View A&M (Davis, Pettis, Terrell, Scott) 40.67, Western Illinois, Adams State, Eastern Illinois, Lincoln, Hamline; **800**—Adams State (Hunt, Light, Jankuvsky, Matthias) 1:25.69, Eastern Illinois, Doane, Northern Iowa, North Dakota State, Lincoln; **1600**—Prairie View A&M (Johnson, Terrell, Davis, White) 3:06.73, South Dakota, Northern Iowa, Adams State, Augustana (Illinois), Western Illinois; **SPRINT MEDLEY**—Prairie View A&M (Davis, Pettis, Johnson, White) 3:14.43, Northeast Missouri State, Western Illinois, Augustana (South Dakota), Northern Iowa, Wisconsin-Stevens Point; **DISTANCE MEDLEY**—North Dakota State (Paal, Donaly, Bacon, Bollmann) 9:43.65, Northern Iowa, Oklahoma Christian, St. Olaf, Eastern Illinois, Fort Hays State.

UNIVERSITY/COLLEGE DIVISION—100—Lattany (G) 10.44, Ofili (Mo), Northington (Ke), Trott (JS), Jones (IS), Butler (OS); **1500**—Bollmann (NDS) 3:42.85, Moturi (NTS), Warren (MuS), Rafferty (MuS), Harris (CS), Smith (Co); **110-HH**—Obasogie (Mo) 13.75, Ruple (Dr), Kelley (OC), Lee (SI), Brooks (N), Oetting (WS); **400-H**—Byram (O) 51.39, Lee (SIC), Lundy (In), Little (K), Warren (To), Butler (AuSD); **3000-M STEEPLE**—Jackson (Wi) 8:42.43, Daniels (CI), Craker (In), Weaver (Mi), Fuller (CM), Charleston (MuS); **HJ**—Olson (Il) 7-3, Page (Mo), Ryan (NTS), Bergstrom (MoS), Howard (TAM), Thornton (NEM); **LJ**—Whitaker (Mo) 25-1¼, Laing (P), Simmons (G), DuVall (WS), Safranski (WI), Brown (Br); **PV**—Hall (TAM) 17-5½, Olson (AC), Buckingham (K), Fox (In), Fuller (C), Hunter (SI); **SP**—Braun (Wi) 61-0¼, Jakobsson (T), Scheetz (IS), Marks (SI), Lehmann (II), McEvoy (A); **DISC**—Geringer (NI) 186-9, McCulla (Ke), Harrell (Mo), Kunz (N), Rhodes (P), Braun (Wi); **JAV**—Pajtas (T) 236-2, Sechrist (FHS), Bramlage (KS), Lyons (T), Stancliff (K), Hosler (SI); **TJ**—Cannon (In) 51-8½, DuVall (WS), Agebaku (Mo), Davis (P), Opubor (TC), Brown (Br); **RELAYS-440 SHUTTLE HURDLE**—Missouri (Page, Keeling, Lavitt, Obasogie) 57.38, Wichita State, Northern Iowa; **6400**—Arkansas (Stephens, Taylor, O'Mara, Andersen) 16:39.31, Indiana, Wisconsin, Southern Illinois, Kentucky, North Dakota.

SPECIAL INVITATIONAL—200—King (CI) 20.54, Snoddy (Unatt), Graf (In), Jones (IS), Flowers (MS), Garrison (AA); **800**—White (PV) 1:47.44, Futrell (NEM), Clark (Mo), Poehling (N), Masterson (Unatt), Szued (U); **5000**—Lindsay (ChTC) 13:45.49, Melancon (NYAC), Spilsbury (Co), Odlin (MuS), Vernon (SMTTC), Muggleton (A); **10,000**—Hunter (CIS) 28:49.24, Plasencia (Unatt), Schankel (SLO), Arbogast (CoTC), Dwyer (OGE), Clark (NYAC).

DECATHLON—Howell (SuTC) 7,430, Adama (InTC), Harvey (Unatt), Blackburn (Au), Stoermer (WI), Falbo (D).

Howard Wood Dakota Relays

SCORING TEAMS—Augustana, Buena Vista, Concordia, Dakota Wesleyan, Dordt,

Drake, Gustavus Adolphus, Huron, Mankato State, Morningside, North Dakota, Northern State, Northwestern (Iowa), Sioux Falls, South Dakota, South Dakota-Springfield, South Dakota State, Southwest State, Westmar.

UNIVERSITY/COLLEGE DIVISION—100—Dumcombe (SD) 10.80, Schneider (SDS), Johnson (SDS), Tucker (ND), Corcoran (W); **1500**—Dunlap (SDS) 3:54.10, Alden (Dr), Tjeerdson (NI), Mudder (SDSp), Gudeman (Dr); **5000**—O'Brien (SD) 14.24, Smith (SD), Bills (SDS), Mutchelknaus (C), Brandt (SDS); **110-HH**—Nady (W) 15.00, Fox (C), Terveen (SF), Gentry (M), Worthington (BV); **400-H**—Fox (C) 52.60, Ranum (C), Rakemeyer (SDS), Creamer (SDS), Villa (SD); **HJ**—Parker (NS) 6-10 $\frac{1}{4}$, Nannen (SD), Sykes (Dr), Holbeck (SDS), Hogan (SDS); **LJ**—Bakke (SDS) 22-6 $\frac{1}{4}$, Van Loo (NI), Folkerts (Do), Uthe (A), Stillwell (BV); **PV**—Shea (SDS) 14-6, Hoogeveen (NI), Loy (W); **SP**—Lukens (A) 53-10, Alfred (SDS), Buffington (NS), Nielsen (SD), DeVries (NI); **DISC**—Alfred (SDS) 171-5, Uland (ND), Collins (DW), Najarian (GA), Burgmeier (A); **JAV**—Docken (NDS) 225-6, Perk (SD), Kangan (C), Hogan (SDS), Collins (DW); **TJ**—Pogue (H) 44-11, Achterhoff (NW) Strelcecki (H), Hollenbeck (DW), Sykes (Dr); **DECATHLON**—Willey (SD) 6,889, Shea (SDS), Shay (A), Sandor (MS), Siegman (SD); **RELAYS-400**—South Dakota State (Bakke, Johnson, Isler, Schneider) 42.20, Morningside, Augustana, South Dakota, North Dakota; **800**—Northwestern (Van Loo, Achterhoff, Johnson, Wiger) 1:27.60, South Dakota State, Westmar, South Dakota, Augustana; **1600**—South Dakota (Duncombe, Willey, Siegman, Haydenlack) 3:15.80, Augustana, South Dakota State, Drake, North Dakota; **3200**—Drake (Minor, Schaller, Fitzpatrick, Keene) 7:39.30, South Dakota State, Northwestern, South Dakota, South Dakota-Springfield; **6400**—Drake (Stalnaker, Alden, Fitzpatrick, Minor) 17:02, South Dakota State, Northwestern, Concordia, Southwest State; **SPRINT MEDLEY**—Augustana (Johnson, Best, Butler, Whities) 3:25.90, South Dakota State, Dakota Wesleyan, Drake, Concordia; **DISTANCE MEDLEY**—Drake (Schaller, Jorgensen, Fitzpatrick, Minor) 10:00.0, South Dakota, South Dakota State, Southwest State, South Dakota-Springfield.

Kansas Relays

TEAMS—Abilene Christian, Adams State, Alabama, Arkansas, Arkansas-Pine Bluff, Arkansas State, Athletic Attic, Athletes in Action, Bethany, Boston, Boulder Road Runners, Bowling Green, Butler County Junior College, Central Missouri State, Chicago Track Club, College of the Ozarks, Colorado, Colorado Track Club, Columbia Track Club, D.C. International, Denver Track Club, Drake, Eastern New Mexico, Emporia, Fort Defiance Stars, Fort Hays State, Garden City High School, Golden Valley Junior College, Harding, Hesston Runners, Hurrican Track Club, Idaho Springs Track Club, Jackson (Mich.) Junior College, Kansas City North Stars, Kansas, Kansas State, Lincoln, Loyola, Macalester, Mankato State, Michigan, Mid-America Masters, Minnesota, New Mexico, New York Athletic Club, Northeast Mississippi, Northeast Missouri State, Northern Iowa, Northeastern, Northwestern, Notre Dame, OGE Athletics, Oklahoma, Oklahoma Christian, Oklahoma State, Oral Roberts, Pittsburgh, Purdue, St. Louis Track Club, South Dakota, South Dakota State, S.W.E.A.T., Texas Christian, West Kansas Track Club, West 79th St. Striders, West Texas State, Western Illinois, Wichita State, Wyoming.

OPEN—100 INV.—Newell (K) 10.42, Snoddy (Unatt), Wiley (DCI), Collins (Unatt), Garrison (Unatt), Jones (K); **200 INV.**—Snoddy (Unatt) 20.72, Wiley (DCI), Newell (K), Blutcher (K), Jones (K), Garrison (AA); **400**—Coombs (Al) 45.82, Peoples (DCI), Vinson (ChTC), Cohen (Bos), Lawson (J), Ongwae (NM); **1500**—Gay (BRR) 4:14.12, Ralston (SW), Howell (ISTC), Fisher (Unatt), Reusser (HR), Young (MAM); **5000**—Koskei (NM) 13:51.17, Kilili (Wy), Spilsbury (Col), Pfeffer (Col), Lohman (DTC), Anderson (Col); **5000 WALK**—McCalley (KCNS) 22:55.30, Young (SLTC), Peach (WKTC), Jungman (Unatt), Bothwell (CC); **MILE**—O'Shaughnessy (NYAC) 4:01.19, Musgrave (ColoTC), Clark (NYAC), Buerkle (NYAC), Metzler (Mn); **10,000**—Nzau (Wy) 29:57.50, Kamau (Wy), Fritze (OR), Kilili (Wy), Mansling (Mc), Hattersly (OR); **3000-M STEEPLE**—Mason (AIA) 8:39.84, Lundberg (ChTC), Nzau (Wy), Gray (OGE), Lohman (DTC), Johnson (Col); **PV**—Buckingham (K) 17-0, Porter (HTC), Olson (AC), Pullard (AIA); **DECATHLON**—Bayless (OCC) 7,191, Lawson (NI), Stoermer (WI), Whyte (SIU), Overstake (K), Graham (K); **MARATHON**—Radiez (Unatt) 2:24.23, Yunker (ColuTC), Grayson (FDS), McClain (WSS), Herbert (ColuTC), Mayfield (Unatt).

UNIVERSITY/COLLEGE/JUNIOR COLLEGE DIVISION—100—Kelley (O) 10.58, Shade (Pi), Hunt (AdS), Jones (Ar), Majors (KS), Bridges (NMS); **1500**—Koskie (NM) 3:44.90, Metzler (Mi), Davis (KS), Brown (O), Sims (O), O'Mara (Ar); **110-HH**—Kelley (OS) 13.85, Rumpel (Dr), Cammack (Pu), Derks (CM), Sykes (J), Fitts (ArS); **400-H**—Byram (O) 50.96, Little (K), Fellows (BCJC), Kimaiyo (NM), Akers (NI), Brown (Ar); **HJ**—Lattany



CAUGHT IN MIDAIR—Jeff Buckingham of Kansas took first place in the Kansas Relays pole vault with a 17-0 jump.

(Mi) 6-11, Trost (GV), DeWeese (ArS), White (Wy), Thornton (NMS), Reardon (K); **LJ**—Williams (AC) 25-9/4, Sloan (KS), Duval (WS), King (CM), Sanfranski (WI), Laing (Pu); **PV**—Buckingham (K) 17-0, Olson (AC), Morrisette (Col), Metzger (K), Knauss (KS); **SP**—McEvoy (Ar) 58-6/2, Rhodes (Pu), Gray (Ar), Geringer (NI), Bradley (KS), Reints (NI); **DISC**—Geringer (NI) 177-6, Rhodes (Pu), Friedeman (K), Sutherland (Ar), Ailts (Mi), Remmer (K); **JAV**—Perbeck (KS) 237-11, Bramlage (KS), Sechrist (FHS), Stancliff (K), Davison (Wy), Wort (HI); **TJ**—Davis (Pu) 49-6/2, Geary (WI), Opubor (TC), Ingram (Col), Owalabi (K), Baldwin (W); **RELAYS-4 MILE**—Bowling Green (Anich, Lunn, Housley, Ryan) 16:48.10, Drake, Notre Dame, Kansas, Oklahoma, Wyoming.

UNIVERSITY DIVISION—RELAYS-440—Kansas (Mickens, Jones, Newell, Blutcher) 40.40, Oklahoma, Texas Christian, Wichita State, Colorado; **880**—Kansas (Mickens, Jones, Blutcher, Newell) 1:26.31, Wichita State, Drake; **MILE**—Kansas (Hogan, Whitaker, McCall, Mickens) 3:07.55, Oklahoma, West Texas State; **2-MILE**—Oklahoma (Erickson, Brown, Rohde, Dahl) 7:26.13, Arkansas, Texas Christian, Notre Dame, Wichita State, Loyola; **SPRINT MEDLEY**—Oklahoma (Kelly, Arnaud, Jimerson, Dahl) 3:23.70, Purdue, Colorado, Wichita State, Loyola, Drake.

DISTANCE MEDLEY—Arkansas (Stephens, Mitchell, Taylor, Muggleton) 9:48.56, Bowling Green, Colorado, New Mexico, Kansas, Oklahoma State.

COLLEGE DIVISION—RELAYS-440—Western Illinois (Lawyer, Holloway, Safranski, Edmond) 41.58, Adams State, College of the Ozarks, Lincoln, Eastern New Mexico, Northern Iowa; **MILE**—Arkansas-Pine Bluff (Farmer, Paul, Coleman, Bunch) 3:12.00, Northeast Missouri State, Oklahoma Christian, Pittsburg, Eastern New Mexico, Northeastern; **2-MILE**—Northern Iowa (Ecker, Teeling, Friedman, Glassmaker) 7:40.29, Oklahoma Christian, Pittsburg, Northwestern, South Dakota, Emporia; **SPRINT**—Northeast Mississippi (Bridges, Pelly, Williams, Frutell) 3:20.57, Arkansas, Adams State, Northern Iowa, Lincoln, Oklahoma Christian; **DISTANCE MEDLEY**—Northern Iowa (Glassmaker, Young, Teeling, Friedman) 10:03.50, Oklahoma Christian, Fort Hays State, Adams State, Mankato State, South Dakota State.

Mountaineer Relays

SCORING TEAMS—Aliquippa, Brashear, Carnegie-Mellon, Fairmont, Frostburg State, Hagerstown Junior College, Hagerstown TC, Indiana (Pennsylvania), Jefferson, Keyser, Marine Corps, Nittany Valley Track Club, Oak Glen, Penn State, Pittsburgh, Pittsburgh-Johnstown, Salem, Slippery Rock State, Trinity, West Liberty, West Virginia, West Virginia Track Club, Western Pennsylvania, Wheeling Park.

100—Crunkleton (SRS) 10.13, Whit (HJC), Amos (WV), Nax (MC), Hooker (PS), Lucas (PS); **1500**—Kramer (MC) 3:48.54, Wilson (WV), Baker (HTC), Baden (PS), Fisher (MC), Harwick (WPTC); **5000**—Clelland (PS) 14:48.50, Wolfson (PJ), Siehl (HJC), Kocis (IP), Mandel (IP), Posey (Unatt); **10,000**—Gavin (FS) 30:43.60, Trilli (IP), Davanzati (SRS), Quinn (FS), Woolheater (CM), Wolfson (PJ); **110-HH**—Edwards (WV) 13.53, Campbell (MC), Lankford (PS), Myers (WV), Jones (SRS), Johnson (WL); **440-H**—Lankford (PS) 52.83, Jones (SRS), Johns (SRS), Austin (PS), Papa (SRS), Franklin (MC).

HJ—Glover (HJC) 6-8, Brown (MC), Phipps (SRS), Danka (PS), Curtis (IP), Smoutz (WL); **LJ**—Creamer (WVTC) 23-4/4, Johnson (WL), White (S), Phipps (SRS), Maydak (P), Williams (HJC); **PV**—Roach (P) 15-0, Rosandich (MC), Carol (PS), Skerron (PS), Bout (WPTC), Keller (IP); **SP**—Krankota (SR) 51-1/4, Gatewood (WV), M. Wallace (P), J. Wallace (WL), Spangler (SRS), Mickey (WPTC); **DISC**—Diluigi (P) 153-6, Krankota (SR), Hambrick (SRS), Hall (CM), Kendall (IP), Krushin (P); **JAV**—Kouvolo (Unatt) 224-7, Paronish (IP), Coffaro (Unatt), Robuck (P), Adams (IP), Wagner (CM); **TJ**—Lewis (S) 46-9/4, Halthcoat (WV), Hairston (WV), Sidora (IP), Johnson (WL), Morrocco (IP).

RELAYS-440—Slippery Rock State 41.87, Hagerstown, Penn State, West Virginia, Indiana (Pa.), West Liberty; **880**—Hagerstown Junior College 1:26.27, Penn State, Slippery Rock State, West Virginia, Indiana (Pa.), West Liberty; **MILE**—Hagerstown Junior College 3:12.04, Penn State, Slippery Rock State, Indiana (Pa.), Nittany Valley Track Club, Marine Corps; **2-MILE**—Hagerstown 7:43.88, Slippery Rock State, Indiana (Pa.), Penn State, Pittsburgh-Johnstown; **4-MILE**—Marine Corps 17:20.54, Hagerstown Junior College, Indiana (Pa.), Pittsburgh, West Virginia, Penn State; **480 SHUTTLE HURDLE**—Slippery Rock State 59.83, Penn State, West Virginia, Indiana (Pa.), Marine Corps; **SPRINT**—West Virginia 3:29.08, Penn State, Hagerstown Junior College, Slippery Rock State, Indiana (Pa.), Western Pennsylvania Track Club; **DISTANCE MEDLEY**—Hagerstown Track Club 10:08.45, West Virginia, Penn State, Indiana (Pa.), Slippery Rock State, Hagerstown Junior College.

Penn Relays

SCORING TEAMS—Arizona, Arizona State, Army, Auburn, Boston, Brown, Columbia, Cornell, Dartmouth, Delaware, Delaware State, East Carolina, Eastern Michigan, Fairleigh Dickinson-Teaneck, Florida, Georgetown, Hillsdale, Houston, Iona, Kansas, Louisiana State, Lowell, Manhattan, Maryland, Michigan, Morgan State, Mount Union, Navy, North Carolina State, Northeastern, Ohio State, Penn State, Providence, Rice, Rutgers, Santa Fe CC, Shippensburg State, Slippery Rock State, Southern Methodist, St. John's, Temple, Tennessee, Villanova, Virginia Tech, Western Michigan, West Virginia.

100—Edwards (Ho) 10.35, Johnson (Hi), Scott (LS), Serette (FD), Coley (LS); **5000**—Scharu (PS) 13:48.50, Crane (OS), Graves (AU), Snyder (PS), Marino (SM); **10,000**—Ziegler (PS) 29:19.30, Ludwidkowski (Man), Landis (MU), Friedman (Ru), Doub (SS); **110-HH**—Edwards (WV) 13.75, Mahan (BU), Darcus (Tem), Robertson (Md), Oliver (OS); **400-H**—Walker (Au) 49.50, Dils (EM), Foreman (NCS), Person (Md), Danville (BU); **3000-M STEEPLE**—Baden (PN) 8:42.50, Zylstra (WM), Dobbins (LS), Heikinen (Mi), Bickford (NO); **MARATHON**—Backenstose (PS) 2:22.14, Stirrat (I), Althouse (PS), Speers (PS), Upoose (PS).

HJ—Lattany (Mi) 7-2/4, Allen (Col), Corbin (Md), Jacobs (FD), Frazier (Ar); **LJ**—Walker (Ar) 24-9/4, McCain (LS), Neal (F), Turner (Ho), Calhoun (Md); **PV**—Shaw (Ho) 16-6, Rogers (ArS), McCarthy (Md), Phillips (VT); **SP**—Pyka (Md) 62-10, Waldman (SM), Harlin (Man), Otrando (Ne), Baughman (Hou); **DISC**—Gray (SM) 184-10, Baughman (Ho), Pelligrini (Har), Stewart (Ar), Serafinas (Del); **JAV**—Kreider (Arm) 264-1, Cullinan (Cor), Dubyoski (Md), Keith (Arm), Wilkinson (SJ); **HAM**—O'Keefe (Da) 199-10, Lenz (Har), Silverio (Man), Bruno (Br), Lindscheid (L); **TJ**—Jordan (Tem) 53-2/4, Cooper (V), Caldwell (Ho), McClellon (ArS), DeFrance (ArS); **DECATHLON**—Schneider (SJ) 7,543, Bastien (EM), Crigler (Pr), Rainbolt (K), Smith (Na), Papa (SRS).

RELAYS-400—Louisiana State (Jordan, Scott, Coley, Turner) 39.99, Houston, Arizona State, Cornell, Pennsylvania; **800**—Maryland (Calhoun, Lancaster, Bryant, Nehemiah) 1:23.55, Louisiana State, East Carolina, Delaware State, Morgan State; **1600**—Maryland (Fields, Person, Bryant, Nehemiah) 3:07.12, Tennessee, Villanova, Arizona State, Rutgers; **3200**—Villanova (England, Korir, Tufariello, Paige) 7:19.98, Western Michigan, Georgetown, Adelphi, Rutgers; **6000**—Villanova (Childs, Burns, Korir, Maree) 14:59.35, Georgetown, Penn State, Arizona, Auburn; **480 SHUTTLE HURDLE**—Maryland (Person, Berich, Robertson, Nehemiah) 56.70, Tennessee, Michigan, Santa Fe CC, Rice; **SPRINT MEDLEY**—Villanova (Brown, Graves, Dale, Paige) 3:16.44, Rice, Manhattan, Michigan, Iona; **DISTANCE MEDLEY**—Villanova (England, Graves, Paige, Maree) 9:29.90, Arizona, Georgetown, Auburn, Eastern Michigan.

Prairie View A&M Relays

SCORING TEAMS—Grambling State, Houston, Nevada-Las Vegas, Pioneer Track Club, Prairie View A&M, Southern, Southern-New Orleans, Texas Southern.

100—Langford (SNO) 10.30, Houston (PV), Muhammad (TS), Baldwin (TS), Davenport (S), Ware (NLV); **400**—Johnson (PV) 47.87, Jones (PV), Coleman (PV), Issac (S), Joseph (TS), West (GS); **1500**—Green (TS) 3:54.36, Harris (GS), Myles (PV), Roberts (PV), Ratza (Unatt), Eibine (TS); **5000**—Myles (PV) 15:53.12, Jones (S), Wayne (PV), Belcher (PV); **110-HH**—Kennedy (TS) 14.26, Laday (SNO), Dixon (NLV), Hayes (S), Lister (GS), Baldwin (TS); **300-H**—Baldwin (TS) 37.56, Louis (TS), Glover (PV), Coleman (PV), Lister (GS), Tar (H).

HJ—Holland (NLV) 6-9, Booker (PV), Champion (S); **LJ**—Cornville (TS) 23-3, Davis (GS), Williams (NLV), Wilson (SNO), Jolivet (GS), Turner (S); **PV**—Strong (PV) 14-0, Mayhan (S), Glover (PV); **SP**—Lundy (TS) 55-9, Payne (PV), Hicks (PV), Syas (S), August (PV), Jones (PV); **DISC**—Lundy (TS) 153-10, Hicks (PV), Beasley (TS), Merrells (S), August (PV), Jones (PV); **TJ**—Washington (PTC) 51-1/2, Cornville (TS), Williams (NLV), Dursonalet (SNO), Maurice (S).

RELAYS-400—Prairie View A&M (Davis, Pettis, Houston, Terrell) 40.90, Texas Southern, Grambling State, Southern, Southern-New Orleans; **800**—Prairie View A&M (Davis, Houston, Pettis, Terrell) 1:24.09, Texas Southern, Southern-New Orleans, Southern; **1600**—Prairie View A&M (Johnson, Terrell, Davis, White) 3:08.07, Southern-New Orleans, Texas Southern; **3200**—Texas Southern 7:35.28, Prairie View A&M; **SHUTTLE HURDLE**—Prairie View A&M (Thomas, Thorne, Black, Clark) 59.86, Southern; **SPRINT MEDLEY**—Prairie View A&M (Pettis, Houston, Davis, White) 3:19.45, Texas Southern, Grambling State; **DISTANCE MEDLEY**—Texas Southern 10:07.88, Prairie View A&M.

Texas Relays

SCORING TEAMS—Abilene Christian, Angelo State, Arkansas, Arkansas Tech, Baylor, Brigham Young, Central Arkansas, Colorado, Drake, Houston, Jackson State, Kansas, Lamar, Louisiana State, McNeese State, Minnesota, Missouri, New Mexico, North Texas State, Northeast Missouri State, Northern Iowa, Northwestern State, Oklahoma, Oklahoma Christian, Oklahoma State, Pan American, Prairie View A&M, Ranger Junior College, Rice, South Plains, Southeastern Louisiana, Southern, Southern Methodist, Stephen Austin, Texas, Texas A&I, Texas A&M, Texas Christian, Texas-El Paso, Texas Southern, Texas Tech, Wayland Baptist, West Texas State, Wichita State, Wyoming.

UNIVERSITY DIVISION—RELAYS-400—Houston (Castro, Whigham, Dunn, Edwards) 39.72, Texas A&M, Texas Southern, Louisiana State, Texas, Southern; **800**—Louisiana State (Jordan, Scott, Coley, Turner) 1:22.37, Texas Southern, Houston, Kansas, Texas, West Texas State; **1600**—Texas (Seale, Faggett, Paul, Omodiale) 3:05.68, Baylor, Kansas, Texas A&M, West Texas State, Texas Christian; **3200**—Texas-El Paso (Mehale, Ongaga, Nyambui, Lemashon) 7:19.06, Texas, Oklahoma, Texas Southern, West Texas State, Louisiana State; **SPRINT MEDLEY**—Missouri (Lavitt, Ofili, Udo, Clark) 3:17.16, Rice, Oklahoma, Oklahoma State, Northwestern State, Jackson State; **DISTANCE MEDLEY**—Texas El-Paso (Ongaga, Mahale, Lemashon, Nyambui) 9:29.40, Baylor, Arkansas, Southern Methodist, Oklahoma, West Texas State.

COLLEGIATE DIVISION—100—Deal (TEP) 10.25, Enchill (SL), Dickey (TAM), Ofili (Mis), Trott (JS), Thomas (WTS); **1500**—Quigley (LS) 3:46.99, Sims (O), Metzler (Min), Ruid (B), Vargas (LS), Moturi (NTS); **5000Rotich (TEP) 13:54.17, Spilsbury (C), Pfeffer (C), Novelli (R), Anderson (Ar), Kilili (W); 110-HH—King (R) 14.10, Rumble (D), McDaniel (LS), Postal (WB), Kelly (OS), Echavarria (BY); 400-H—Byram (O) 50.82, Kimiayo (NM), Thomas (R), Echavarria (BY), Nettles (SE), Gatewood (OS); HJ—Page (Mis) 6-11, Barber (SL), McAllister (SM), Thornton (NEM), Ryan (NTS), Pennington (B); LJ—Williams (AC) 25-2¼, Agbebaku (Mis), Forcey (RJC), Young (MS), Sutton (SP), Perry (SM); PV—Hall (TAM) 16-9, Olson (AC), Estes (AC), Barrier (NS), Shaw (H); SP—Baughman (H) 63-7½, Almstrom (TEP), Jakobsson (T), Maciejczvk (LS), White (AT), Scott (SM); TJ—DuVall (WS) 51-3¾, Riley (H), Handy (NS), Otis (NS), Agbebaku (Mis), Owolabi (K).**

COLLEGE DIVISION—RELAYS-400—Prairie View A&M (Davis, Terrell, Houston, Scott) 40.62, Southeastern Louisiana, Angelo State, Central Arkansas, Stephen Austin, Texas A&I; **1600**—Prairie View A&M (Johnson, Terrell, Davis, White) 3:05.99, Southern-New Orleans, Abilene Christian, Northeast Missouri State, Angelo State, Central Arkansas; **SPRINT MEDLEY**—Prairie View A&M (Pettis, Scott, Davis, White) 3:16.87, Northeast Missouri State, Southeastern Louisiana, Stephen Austin, Angelo State, Texas A&I.

UNIVERSITY/COLLEGE DIVISION—RELAYS-3200—Texas Tech (Lepard, Mays, McCormick, Lautenslager) 7:23.76, Northern Iowa, Pan American, Texas A&M, Texas Christian, North Texas State; **DISTANCE MEDLEY**—Northern Iowa (Glassmaker, Ecker, Teeling, Friedman) 9:48.13, Lamar, Pan American, Texas Tech, Rice, Oklahoma Christian.

West Coast Relays

SCORING TEAMS—Agape, All-America Track Club, Army, Athletes in Action, Athlete's West, Athletic Attic, Bakersfield State, Bay Area Striders, Boise, Bruce Track Club, California, California-Davis, California-Irvine, Cal Poly-San Luis Obispo, California-Santa Barbara, Chapman, Chico State, Davis 'N Company, Finland, Fresno Pacific Track Club, Fresno State, Hayward State, Humboldt State, Long Beach State, Los Angeles State, Maccabi Union Track Club, Nevada-Las Vegas, Nevada-Reno, Nevada Track Club, Northern Arizona, Northridge State, Occidental, Pacific CC, Sacramento State, Salvation Army, San Francisco State, San Jose State, San Jose Stars, Santa Monica Track Club, South Bay Track Club, Southern California, Southern Cal Road Runners, Stanford, Stanislaus State, Speedsters Track Club, Tennessee, Tobias, UCLA, West Valley Track Club.

OPEN/INTERCOLLEGIATE DIVISION—100—Thomas (SJState) 10.20, McCoy (AATC), Farmer (Ca), Miller (Te), Cole (SJS); **110-HH—McCraney (MUTC) 13.60, Darcus (Te), Smith (Ca), Gregory (CI), Austin (SJState); 400-H—Greybehl (PCC) 50.76, Pratt (Ca), Cowling (Ca), Angel (Ar), Guss (Ca); 3000-M STEEPLE—James (Te) 8:49.80, Korosco (MUTC), Blume (Ca), Hurst (Unatt), Weiler (SMTC); HJ—Brown (Unatt) 7-2, Haber (MUTC), Boyd (SBTC), Gibbs (SJState); LJ—Ehiquelen (MUTC) 25-9¼, Holmes (Te), Johnson (LBS), Atchade (SJState), Whitley (MUTC); PV—Derham (AIA) 17-6¼, Warner (UCLA), Hardison (AIA), Mulligan (SC), Black (SJState); SP—Stahlberg (F) 71-2, A. Feuerbach (AW), Vincent (SA), B. Feuerbach (SJS), Gummerson (Unatt); **DISC—Tuokko****

(F) 223-6, Plucknett (WVTC), Gardner (MUTC), McGoldrick (Unatt), Sutherland (SJS); **JAV—Olsen (Te) 272-3, Kennedy (SJStars), Packer (MUTC), Mikaelsson (NTC), Coffaro (BTC); TJ—Marlow (Ca) 52-0½, Quick (NA), Steffes (WVTC), Kayes (SC), Bell (Unatt); HAM—Galle (MUTC) 212-3, Goldhammer (A), Arcaro (MUTC), Leishman (Ar), Thomson (S); RELAYS-400—Tennessee 40.50, Cal Poly-SLO, Bay Area Striders, Maccabi Union Track Club, Davis 'N Company; **1600**—Tennessee 3:11.30, Maccabi Union Track Club, California, Long Beach State, Stanford; **2-MILE—California 7:42.10, Fresno Pacific Track Club, Los Angeles State, Fresno State, South Bay Track Club.****

COLLEGE DIVISION—SCORING—Cal Poly-SLO 69, California-Irvine 45, Hayward State 35½, Los Angeles State 27, Long Beach State 26, Northridge State 25, Fresno State 22, Bakersfield State 16, Chapman 15, California-Santa Barbara 11, California-Riverside 10, Boise State 7, Humboldt State 7, California-Davis 5, San Francisco State 5, Nevada-Reno 4, Chico State 4, Sacramento State 4, Occidental 2, Nevada-Las Vegas ½.

100—Kent (SLO) 10.40, Brodi (NS), James (NS), Jackson (BS), Carr (LAS); **5000**—Huff (SLO) 14:35.50, Borland (HuS), Traba (NS), Alvarez (R); **110-HH—Gregory (CI) 14.27, Irving (CSB), Hill (HS), Campbell (CD), Reynolds (SFS); 400-H—Williams (SLO) 50.92, Welander (NR), Little (BoS), Green (LAS), Campbell (CD); 3000-M STEEPLE—Embody (HS) 9:19.01, Olson (CS), Martinelli (SFS), Harbaugh (O), Owen (Ch); HJ—Phillips (Ch) 7-0, Rodan (SS), Jenkins (HS), Reinhart (HS), Henderson (FS), Holland (NLV); LJ—Johnson (LBS) 25-0, Haynes (HS), Garner (HS), Forrest (CR), Davis (LBS); PV—McDonald (SLO) 17-2¼, Jokivartio (LAS), Thilken (CI), Olsen (HS), Pierce (FS), Ruzicka (HS); SP—Staub (NS) 60-6½, Lettow (CI), Toma (SLO), Faul (SLO), Schlablask (FS); **DISC—Lettow (CI) 187-6, Endler (FS), Fuller (LBS), Staub (NS), Albritton (SLO); JAV—Breen (Ch) 239-11, Eilenberg (CI), Persson (LAS), Rodnick (CD), Gilmore (SFS); TJ—Garner (HS) 53-8¼, Haynes (HS), Davis (LBS), Frazier (SLO), Johnson (LBS); HAM—Schrader (CI) 193-0, Fuller (LBS), Semar (BS), Long (Ch), Brunner (SLO); RELAYS-400—Cal Poly-SLO 40.30, Northridge State, Los Angeles State, Bakersfield State, California-Riverside; **1600**—Cal Poly-SLO 3:08.92, Long Beach State, Bakersfield State, California-Irvine, Boise State; **2-MILE—Los Angeles State 7:46.50, Fresno State, California-Irvine, California-Santa Barbara, Hayward State; DISTANCE MEDLEY—Cal Poly-SLO (Williams, Harvey, Small, Aldridge) 9:50.54, Fresno State, California-Irvine, California-Riverside, Boise State.******

INVITATIONAL—400—Bethany (SC) 47.70, Chepwoy (SJState), Miles (AATC), Pearl (BS), McCullough (AIA), Desmond (WVTC); **800**—R. Brown (T) 1:52.80, C. Brown (AIA), Fink (CI); **1500**—Aldridge (SLO) 3:36.00, Young (Te), Partamian (O), Kissin (S), Foley (FS), O'Reilly (Ca); **5000**—Mason (AIA) 14:20.20, Ramirez (FPTC), Hart (BY), Colley (SCRR), Garcia (FPTC); **RELAYS-800**—Tennessee (Grimes, Horne, Blair, Harris) 1:24.00, Maccabi Union Track Club, Davis 'N Company.

Controversy spices indoor meet; Villanova triumphs by one point

by Don Pierson

Sports Writer, *The Chicago Tribune*

The announcement over the loud-speaker by Jack O'Reilly echoed through Cobo Arena in Detroit like a dream through the mind of a relay anchorman: "Believe it or not, ladies and gentlemen, if Villanova wins this final event, it will take the NCAA Indoor Track Championships by one point."

Running against the invisible clock in the final section, Villanova's mile relay quartet of Keith Brown, Derrick Harbour, Anthony Tufariello and Tim Dale did what was necessary to make the Wildcats 52-51 victors over defending champion Texas-El Paso in one of the wildest meets in history. And one of the most controversial, naturally.

"That announcement should not have been made," said Texas-El Paso coach Ted Banks. "The mental edge given Villanova was immeasurable."

Only a few minutes earlier, Villanova had received additional incentive when Texas-El Paso's two-mile relay team was disqualified in an incident

involving the Notre Dame team.

Many observers thought Notre Dame was at fault, but the observers who counted—the judges—ousted the Miners instead.

"Sometimes you feel you're getting cheated, and that's how I feel now," said Banks. "I know down deep we're the best team."

Said Villanova coach Jumbo Elliott, "I don't like to win on a disqualification, but we've lost three championships like that."

To be sure, there was more to Villanova's victory than announcers, red flags and luck. The Wildcats had to overcome a sterling double in the two-mile and mile by UTEP's Suleiman Nyambui on top of a 27-2 Texas-El Paso lead after the first day. They did it with some notable performances of their own, especially those by Don Paige in the 1,000 and Tufariello in the 600 only an hour before his relay leg.

The frenetic finish capped what Maryland's Renaldo Nehemiah had

started with the fastest indoor hurdling of his incredibly fast season.

Nehemiah, who set world records four times during the winter, never had run four 60-yard races in two days faster than the meet records 7.08, 6.94, 6.98 and 6.90 that he ran in Detroit. In the final he hit two hurdles, knocking one over.

"It undoubtedly cost me the world record," said Nehemiah, who missed his mark by only .01 of a second.

Nyambui's 8:37.90 two-mile was followed 50 minutes later by a meet record 3:57.90 mile and was the fastest double of its kind in the history of the meet. The Tanzanian joined Jim Ryun and Marty Liquori as the only other runners to accomplish the feat.

Paige's 2:07.30 in the 1,000 tied the meet record.

Although UTEP had compiled its supposedly insurmountable 27-2 lead on the first day and stretched it to 41-2 at one time on the second, it might have been on the first day that the Miners lost the meet.

In the very first event—the 35-pound weight throw—four inches cost Texas-El Paso three points. Washington's Scott Neilson became the first three-time winner of the event with a throw of 71-5/2.

UTEP's Richard Olson (65-11½) and Thommie Sjolholm (65-8½) were fourth and fifth until Southern Illinois-Carbondale's Stan Podolski improved more than two feet to 66-0½ and bumped the two Miners down a notch. Had this not happened Friday morning, there would have been little furor on Saturday evening.

Later on Friday, controversy made its first appearance of the meet.

UTEP's Keith Connor, who could take only one leap in the triple jump because of a bruised heel, managed to take the lead at 54-0¾ in the trials. Later, Tennessee's Paul Jordan jumped what was at first announced as 16.46 meters, or 54 feet. As Jordan leaned over the official to see the result,

the official turned the tape over to show the Imperial measurement and apparently lost track of what he was doing. He changed his mark to 16.56, or 54-4, saying he had mistakenly called it 16.46 at first.

At any rate, Jordan eventually placed second behind Indiana's Robert Cannon, who left no doubt with a 54-8¾ leap in the finals. Connor was third, two points behind second.

Texas-El Paso's third loss by inches occurred on Saturday shortly after Nehemiah beat West Virginia's Garnett Edwards in the hurdles. Edwards' time was 7.09, and his 7.08 in the prelims moved him to No. 5 all-time.

UTEP's Jerome Deal had run 6.16 and 6.19 in 60-yard dash heats; but he was beaten out of the blocks in the final and finished fourth in 6.22, behind Texas A&M's defending champ Curtis Dickey (6.15), Auburn's Harvey Glance (6.17) and Kent State's Terry Carter (6.21).

If Banks didn't have a premonition of evil by now, the disqualification in the two-mile relay was all that was necessary.

With a comfortable 41-28 lead and victory half an hour and three events away, UTEP was running for a place in the two-mile relay. Villanova had no team entered.

On the third leg, Notre Dame's Chuck Aragon was running in front of Texas-El Paso's Jan Boogman. Both men entered a turn, and only Boogman came out; Aragon fell. Texas-El Paso went on to finish second to Nebraska, with Scott Poehling anchoring. But officials ruled that Boogman had bounced Aragon. Many observers felt Aragon had started the jostling with an elbow, although Notre Dame coach Joe Piane vigorously denied it.

The score was still 41-28. Nyambui had completed his 50-minute rest following his two-mile victory and was ready for the mile.

Villanova had two sub-four-minute milers entered—Sydney Maree and

the author



Don Pierson has covered track and field for *The Chicago Tribune* for 12 years and has seen the past 10 NCAA indoor championship meets in Detroit. Before joining the *Tribune* staff, he worked at the Ohio State Lantern during a time when covering cross country was more exciting than watching the Buckeye football team.

Pierson has covered college and pro football, basketball, tennis, gymnastics, baseball and boat racing for the *Tribune* but never has seen better athletes than he sees in track and field, he says. A former president of the Track and Field Writers of America, Pierson spends his "off season" covering the Chicago Bears and the National Football League.

Amos Korir—and Korir took an early lead with Nyambui dead last. He wasn't as dead as he appeared.

With two laps to go, Nyambui sprinted to a big lead and was joyfully waving his arms to the delight of the crowd of 8,200. His last quarter was timed in 55.80 on his way to 3:57.90, breaking Ryun's 12-year-old meet mark of 3:58.60. Maree was second in 4:00.0, and Korir was third in 4:03.80 for 14 points.

The score now was 51-42, setting the stage for O'Reilly's announcement. UTEP had no mile relay team. Just about the time O'Reilly informed the crowd of the situation, Villanova's calculators had figured it out for themselves.

Kansas won the first section of the relay in 3:16.10. Villanova splits of 49.80 by Brown and 49.40 by Harbour gave Tufariello a five-yard lead. Tufariello, who had won the 600 an hour earlier despite a nasty cold, turned in a great 48-second leg before passing to Dale, who closed in 48.4. The 3:15.60 gave the Wildcats a whole half-second to spare for their one-point victory.

Before Tufariello's victory in the 600 in 1:09.50, his best time ever, Villanova was trailing, 41-2.

The two points had come by the skin of Brown's chin, too. He had placed fifth in the 440 on Friday; but if he'd been .01 of a second slower in the preliminaries, he wouldn't have been in the final at all.

Brown's 49.34 tied him with Tennessee's Antone Blair as the eighth-fastest qualifier, necessitating a nine-man final (of three three-man sections). The event was won by Auburn's James Walker in 48.61.

Nyambui's double erased some of the disappointment about the absence of stars Henry Rono of Washington State and Franklin Jacobs of Fairleigh Dickinson-Teaneck. Flu sidelined Rono, track's athlete of the year in 1978. An ankle injury forced high jumper Jacobs into a cast before the

meet. Rono had tried the two-mile-mile double in 1978 but placed second and sixth, respectively, while also weakened by flu.

In the absence of defending champion Jacobs, the high jump was won by Florida's Jim Pringle at 7-2 $\frac{3}{4}$; only nine of 23 jumpers cleared the opening qualifying height of 7-0.

Rono's absence made Texas-El Paso's Mike Musyoki a favorite in the three-mile run. Musyoki didn't disappoint, with an easy victory in 13:21.70.

Paige tied the 1,000 record set by former Villanova teammate Mark Belger in 1977. Paige was given the choice of running either the 880 or the 1,000, and he chose to defend his 1,000 title "because too many things can go wrong in the 880," he said.

His presence in the 1,000 seemed to load the field in the 880, but no one was a match for Evans White of Prairie View A&M, who won in 1:51.90. Texas-El Paso's Peter Lemashon was second in 1:52.80.

Since the mile and two-mile relays had played key roles in Villanova's fate, it was fitting that the third relay—the distance medley—also provided six crucial points for the Wildcat cause.

The 880-440-1,320-mile race was won by Tennessee's Solomon Hunter, Mike Barlow, Richard Hadler and Keith Young in 9:47.10, followed by Brigham Young in 9:48.90. Two-tenths of a second behind and only .4 ahead of fourth-place Eastern Michigan was Villanova's quartet of Mike England, Alfred Graves, John Burns and Dean Childs in 9:49.10.

Harvard's Geoff Stiles won the pole vault at 17-3 after three tries at the opening height of 16-6 and three more attempts at 17-0. Kansas' Jeff Buckingham was second at 17-3. He needed two tries at that height, and Stiles cleared it on his first.

Larry Myricks of Mississippi College, who said he was still trying to regain strength from a broken ankle suffered while warming up for the 1976

Olympic final, won the long jump at 25-10 $\frac{3}{4}$. Ohio defending champion Al Ogunfeyimi, weakened by illness, was sixth at 14-6.

In the shot put, Houston's Mark Baughman beat Southern Illinois' John Marks on his fifth throw with a toss of 62-10 to Marks' 62-2 $\frac{1}{2}$.

Champions who defended their titles were Dickey in the 60, Nehemiah in the hurdles, Paige in the 1,000 and Neilson in the 35-pound weight throw.

TEAM SCORING (with abbreviations)

Villanova (Vil).....	52	Eastern Michigan (EM).....	9	Michigan St. (MiS).....	5
Texas-El Paso (UTEP).....	51	Morgan St. (MoS).....	8	Northeastern (N).....	5
Auburn (Au).....	27	Idaho (Id).....	8	Georgetown (G).....	4
Tennessee (T).....	24	Brigham Young (BY).....	8	Iona (Io).....	4
Kansas (K).....	24	Murray St. (MuS).....	8	Miami (Ohio) (MO).....	4
Maryland (Md).....	22	NE Missouri St. (NM).....	8	Western Kentucky (WK).....	3
Harvard (Ha).....	16	Richmond (R).....	8	Adelphi (Ad).....	2
Dartmouth (D).....	14	Virginia (Vir).....	8	Bowling Green (BG).....	2
Wisconsin (Wi).....	14	West Virginia (WV).....	8	Colorado St. (CS).....	2
Indiana (In).....	14	Western Michigan (WM).....	8	Louisiana St. (LS).....	2
Missouri (Mo).....	14	Memphis St. (MeS).....	6	New Mexico (NeM).....	2
Texas A&M (TAM).....	12.6	Alabama (Al).....	6	Wheaton (W).....	2
Houston (Ho).....	12	Arkansas (Ar).....	6	Arkansas St. (ArS).....	1/5
Southern Illinois (SI).....	12	Baylor (Ba).....	6	Appalachian St. (ApS).....	1
Nebraska (Ne).....	12	Bucknell (Bu).....	6	Columbia (C).....	1
Washington (Wa).....	11.6	Kent St. (KS).....	6	Notre Dame (ND).....	1
Florida (F).....	10	Michigan (Mi).....	6	Ohio (Oh).....	1
Mississippi Col. (MC).....	10	Oklahoma (Ok).....	6	Penn St. (PS).....	1
Prairie View A&M (PV).....	10	Southern (S).....	6	St. John's (SJ).....	1
Middle Tenn. St. (MTS).....	9	Washington St. (WS).....	6	San Diego St. (SDS).....	3/5

INDIVIDUAL RESULTS

600-YARD DASH

FINAL—1. Dickey (TAM) 6.15. 2. Glance (Au) 6.17, 3. Carter (KS) 6.21, 4. Deal (UTEP) 6.22, 5. Edwards (Ho) 6.24, 6. Smith (MS) 6.27.

440-YARD RUN

FINAL—1. Walker (Au) 48.61. 2. Hodge (MoS) 48.81, 3. Blair (T) 48.83, 4. Dils (EM) 49.06, 5. Brown (Vil) 49.32, 6. Jordan (ApS) 49.53.

600-YARD RUN

FINAL—1. Tufariello (Vil) 1:09.41. 2. Mickens (K) 1:09.72, 3. Coombs (Al) 1:09.74, 4. Sargent (MO) 1:10.29, 5. Hill (LS) 1:10.67, 6. Dils (EM) 1:10.78.

880-YARD RUN

FINAL—1. White (PV) 1:51.90. 2. Lemashon (UTEP) 1:52.76, 3. Futrell (NM) 1:52.94, 4. Martin (Io) 1:53.17, 5. Ongwae (NeM) 1:54.21, 6. Clark (M) 1:55.67.

1000-YARD RUN

FINAL—1. Paige (Vil) 2:07.27. 2. Canty (Vir) 2:08.99, 3. Harbour (B) 2:09.79, 4. Moore (MiS) 2:09.95, 5. Abston (Au) 2:10.17, 6. Mortimer (N) 2:10.52.

MILE RUN

FINAL—1. Nyambui (UTEP) 3:57.89. 2. Maree (Vil; 3:59.91, 3. Korir (Vil) 4:03.74, 4. Warren (MuS) 4:09.39, 5. Sinclair (CS) 4:10.13, 6. Donoghue (SJ) 4:21.21.

TWO-MILE RUN

FINAL—1. Nyambui (UTEP) 8:37.87, 2. Stintzi (Wi) 8:39.23, 3. Muggleton (Ar) 8:41.39, 4. Bickford (N) 8:42.84, 5. Henderson (Wh) 8:43.83, 6. Cuzzort (WK) 8:44.28.

THREE-MILE RUN

FINAL—1. Musyoki (UTEP) 13:21.64, 2. Tuwei (R) 13:27.23, 3. Buckheit (B) 13:35.65, 4. Odlin (MuS) 13:37.15, 5. Long (WK) 13:41.71, 6. Scharu (PS) 13:45.11.

60-YARD HIGH HURDLES

FINAL—1. Nehemiah (Md) 6.90, 2. Edwards (WV) 7.09, Wright (MeS) 7.17, 4. Lavitt (Mo) 7.29, 5. Robertson (Md) 7.32, 6. Obasogie (Mo) 7.36.

HIGH JUMP

FINAL—1. Pringle (F) 7-4½, 2. Peterson (Id) 7-1½, 3. Lattany (Mi) 7-1½, 4. Page (Mo) 7-0, 5. Thornton (NM) 7-0, 6. Allen (C) 7-0.

LONG JUMP

FINAL—1. Myricks (MC) 25-10¾, 2. Artis (MTS) 25-4½, 3. Pleasant (O) 25-4, 4. Calhoun (Md) 24-10½, 5. Glance (Au) 24-7¾, 6. Ogunfeyimi (Oh) 24-6.

POLE VAULT

FINAL—1. Stiles (Ha) 17-3, 2. Buckingham (K) 17-3, 3. Goodman (WS) 17-0, 4. Kimball (In) 17-0, 5. Tie at 16-6 for Hall (TAM), Oravetz (W), Pintus (ArS), Pilla (ArS), Halverson (SDS).

SHOT PUT

FINAL—1. Baughman (Ho) 62-10, 2. Marks (SI) 62-2½, 3. Braun (Wi) 61-3, 4. Will (Au) 61-2¼, 5. Scott (TAM) 60-11½, 6. Summers (Wa) 60-1¼.

TRIPLE JUMP

FINAL—1. Cannon (In) 54-8¼, 2. Jordan (T) 54-4, 3. Connor (UTEP) 54-0¾, 4. Agbebaku (Mo) 53-10½, 5. Ivory (Md) 53-8, 6. DoDoo (MTS) 51-9¼.

35-LB WEIGHT THROW

FINAL—1. Neilson (Wa) 71-5½, 2. Kania (D) 71-2¼, 3. Jansson (D) 68-2½, 4. Podolski (SI) 66-0½, 5. Olsen (UTEP) 65-11½, 6. Sjöholm (UTEP) 65-8½.

MILE RELAY

FINAL—1. Villanova (Brown, Harbour, Tufariello, Dale) 3:15.32, 2. Kansas 3:16.07, 3. Southern 3:16.09, 4. Maryland 3:20.19, 5. Nebraska 3:25.12.

TWO-MILE RELAY

FINAL—1. Nebraska (Downes, Duinigan, Fluitt, Poehling) 7:31.3, 2. Western Michigan 7:31.9, 3. Harvard 7:32.0, 4. Georgetown 7:34.9, 5. Adelphi 7:35.0, 6. Notre Dame 7:59.2.

DISTANCE MEDLEY RELAY

FINAL—1. Tennessee (Hunter, Barlow, Hadler, Young) 9:47.1, 2. Brigham Young 9:48.9, 3. Villanova 9:49.1, 4. Eastern Michigan 9:49.5, 5. Bowling Green 9:50.0, 6. Auburn 9:50.7.

1979 Indoor Meets**Atlantic Coast Conference**

SCORING—Maryland 77, North Carolina 50, N.C. State 29½, Clemson 27, Virginia 25½, Duke 10, Wake Forest 3.

60—Nehemiah (M) 6.22, Williams (C), Butler (C), Powell (NC), Lanier (NCS); **600**—Brown (NC) 1:10.20, Foreman (NCS), Clemons (NC), Dickerson (V), Daye (C); **1000**—Canty (V) 2:07.20, D. Lockerbee (NC), UnGrady (M), K. Lockerbee (NC), Alif (D); **MILE**—Slack (NC) 4:08.40, Francis (NCS), Green (M), Vogel (C), Frye (C); **2-MILE**—Hofstetter (NC) 8:52.20, Green (M), Haack (C), Delaplaine (WF), Amigh (WF); **60-HH**—Nehemiah (M) 6.90; Sease (C), Robertson (M), Lanier (NCS), Farris (NC).

HJ—Corbin (M) 7-2, Shuler (NC), Vaux (M), Grist (NCS), Thompson (M); **LJ**—Calhoun (M) 25-8, Farris (NC), Ivory (M), Kent (M), Castor (D); **PV**—McCarthy (M) 15-6, Chandler (M), Cabanios (V), Wilson (NCS), Shankle (D); **SP**—Hannah (NCS) 58-1¾, Salzano (NC), Leavitt (NCS), Taylor (V), Drescher (D); **TJ**—Ivory (M) 54-2, Wilson (M), Smith (V), Guthrie (M), Jones (NCS).

RELAYS-MILE—Maryland (Peniston, Bryant, Lancaster, Person) 3:16.10, N.C. State, Virginia, North Carolina, Clemson; **2-MILE**—Virginia (Jones, Jefferson, Galbraith, Brown) 7:41.10, Duke, Clemson, North Carolina; **DISTANCE MEDLEY**—Clemson (Messam, Rucker, Flynn, Coffman) 10:07.40, North Carolina, Maryland, Duke, Virginia.

1980 Meet: February 23, Greensboro, North Carolina.

Big Eight Conference

SCORING—Missouri 91, Kansas 83½, Nebraska 79, Kansas State 65½, Iowa State 44, Colorado 43, Oklahoma 38, Oklahoma State 21.

60—Kelley (O) 6.26, Ingram (OS), Parrette (KS), Mickens (K), Hanf (KS), Newell (K); **440**—Mahoney (N) 48.79, Hanf (KS), Udo (M), Fortune (M), Greenaway (C), Arnaud (O); **600**—Mickens (K) 1:09.34, Clark (M), Poehling (N), Byram (O), Jones (KS), Whitaker (K); **880**—Poehling (N) 1:52.57, Clark (M), McCall (K), Witherspoon (C), Downes (N), Brown (O); **1000**—Fluitt (N) 2:10.37, Korir (IS), Staggs (OS), Lundy (C), Davis (KS), Kaitney (IS); **MILE**—Davis (KS) 4:06.14, Fluitt (N), Dahl (O), Sims (O), Kaitney (IS), Smith (C); **2-MILE**—Spilsbury (C) 8:48.20, McKean (KS), Hunsaker (C), McGovern (IS), Tays (K), Fisher (M); **60-LH**—Coleman (K) 6.81, Lavitt (M), Parrette (KS), Brooks (N), Butler (OS), Bettis (O); **60-HH**—Coleman (K) 7.27, Lavitt (M), Obasogie (M), Page (M), Books (N), Kelley (OS).

HJ—Page (M) 7-2, Phelps (N), Monismith (C), Rawbolt (K), Meyer (N), Seay (O); **LJ**—Agbebaku (M) 25-8¼, Pleasant (O), Sloan (KS), Solus (IS), Bettis (O), Hanson (K); **PV**—Buckingham (K) 17-4, Raymond (N), Fuller (C), Pratt (IS), Knauss (KS), Metzger (K); **SP**—Scheetz (IS) 60-6½, Locke (IS), Bradley (KS), Naas (OS), Gardner (K), Settle (IS); **TJ**—Agbebaku (M) 53-¾, Owohabi (K), Parrette (KS), Combs (K), Jobe (M), Brown (N).

RELAYS-MILE—Kansas (Little, Whitaker, McCall, Mickens) 3:14.89, Nebraska, Missouri, Colorado, Iowa State, Kansas State.

Big Sky Conference

SCORING—Weber State 131, Northern Arizona 103, Idaho State 78, Idaho 63, Boise State 62, Montana State 51, Montana 39.

60—Curry (NA) 6.35, Perry (WS), Reid (BS), Sam (BS), Mwebi (IS), DeFour (I); **440**—Curry (NA) 49.99, Camerud (BS), Forgy (MS), Figgins (WS), Marshall (IS), Ragan (BS); **600**—Smith (IS) 1:12.10, Giem (M), Chavez (NA), Fletcher (WS), Paulson (M), Kappel (MS); **880**—Wilson (IS) 1:54.22, Godfrey (WS), Friedli (W), Elton (W), Weber (M), Springs (NA); **1000**—Diaz (IS) 2:11.01, Browning (M), Friedli (WS), Trott (I), Philaja (I), Rixe (MS); **MILE**—Beckman (I) 4:12.26, Chavez (WS), Hohnholt (WS), Martinez (NA), Collier (BS), Quinn (MS); **2-MILE**—Segura (WS) 9:01.36, Chavez (WS), Ruiz (WS), Menchaca (NA), Bishop (MS), Stanley (NA); **3-MILE**—Segura (WS) 13:52.72, Menchaca (NA), Ruiz (WS), Steffans (BS), Martin (NA), Stanley (NA); **60-HH**—Cafferty (BS) 7.53, Riedl (MS), Martin (I), Sheridan (I), Little (BS), Schmittare (M).

HJ—Peterson (I) 6-11, Barrett (IS), Swanger (WS), Smith (BS), Morgan (M), Keyes (IS); **LJ**—Ogg (MS) 23-0¾, Riedel (MS), Gray (WS), Swanger (WS), Mitchell (NA), Martin (I); **PV**—Wilkerson (NA) 16-0, Morgan (NA), Nations (NA), Scully (MS), Nanraether (MS),

Marten (M); **SP**—Saras (I) 54-8½, Hartell (BS), Gondek (IS), Alexander (IS), Askerlund (BS), Swanger (WS); **TJ**—Shelton (NA) 48-9¼, Mitchell (NA), Asay (IS), Ogg (MS), Riedl (MS), Johnson (M)

RELAYS-MILE—Idaho State (Yizar, Smith, Wilson, Marshall) 3:18.57, Boise State, Montana, Idaho, Northern Arizona, Weber State; **2-MILE**—Weber State (Russell, Fletcher, Elton, Godfrey) 7:42.24, Montana, Northern Arizona, Boise State, Idaho State, Montana State; **DISTANCE MEDLEY**—Idaho (Beckman, Sheridan, Pihlaja, Weber) 9:58.06, Weber State, Idaho State, Northern Arizona, Boise State, Montana State.

Big Ten Conference

SCORING—Indiana 137, Ohio State 77, Michigan 75, Michigan State 57, Wisconsin 50, Illinois 46, Purdue 33, Minnesota 12, Iowa 4, Northwestern 2.

60—Smith (MS) 6.28, Wyatt (I), Graf (In), Williams (MS), Copeland (In), Bruce (M); **300**—Graf (In) 30.26, Flowers (MS), Smith (MS), Holloway (In), Crouther (M), Woolfolk (M); **440**—Cohen (OS) 48.50, Peters (In), Claypool (I), Okolie (M); **600**—Shroyer (In) 1:10.06, Banter (P), Williams (MS), Gardner (M), Roberts (W), Buckhanon (OS); **880**—T. Thomas (M) 1:51.47, Rider (OS), Sumbry (P), Rawlings (In), Hormann (N), G. Thomas (M); **1000**—Moore (MS) 2:10.20, Baumgartner (M), Spivey (In), Menzyk (P), Schmidt (I), Simko (OS); **MILE**—Crane (OS) 4:04.10, Gustafson (In), Stintzi (W), Jackson (W), Elliot (In), White (MS), **3-MILE**—Stintzi (W) 13:38.50, Crane (OS), Nabbefeld (M), Cramer (In), Idstrom (M), Wilson (I); **60-HH**—Oliver (OS) 7.3, Wheeler (M), Parks (M), Johnson (M), Taylor (OS), Wells (MS).

HJ—Berry (In) 7-2½, Lattany (M), Olson (I), King (MS), Reavis (I), Schmidt (I); **PV**—Fox (IN) 16-6, Kimball (IN), Slane (OS), Broek (IO), Will (I), Langford (P); **SP**—Braun (W) 61-7½, Nummi (OS), Rhodes (P), Schneider (MS), Lehmann (I), Krueger (W); **TJ**—Cannon (In) 53-3½, Reavis (I), Timms (OS), Perryman (I), Ewald (In), Stringfellow (I).

RELAYS-MILE—Indiana (Place, Morgan, Shroyer, Lundy) 3:14.47, Michigan, Ohio State, Michigan State, Illinois, Wisconsin.

Central Collegiate Conference

SCORING—Eastern Michigan 92, Southern Illinois 79, Michigan 76, Michigan State 60, Illinois State 54, Western Michigan 50, Wisconsin 40½, Toledo 39, Notre Dame 32½, Central Michigan 14, Bowling Green 14, Northern Illinois 12, Kent State 10, Kentucky State 6, Marquette 2, Drake 2, Loyola 1, DePaul 0, Wayne State 0, Wisconsin-Milwaukee 0.

55—Carter (KS) 6.22, Smith (MS), Jones (IS), Flowers (MS), Bailey (EM), Bruce (Mic); **300**—Jones (IS) 33.91, Flowers (MS), Bailey (EM), Warren (Tol), Rydeski (Mar), Reneau (NI); **400**—Ray (EM) 48.95, Lee (SI), Thomas (MS), Newton (CM), Thomas (IS), Yancy (NI); **500**—Diis (EM) 1:02.35, Bemby (Tol), Williams (MS), Farmer (NI), Emmanuel (BG), Hicks (Mic); **800**—McIntosh (WM) 1:50.00, Thomas (Mic), Bisase (SI), Erigari (Tol), Mares (Dra), Thomas (Mic); **1000**—Karaszewicz (WM) 2:24.50, Moore (MS), Wojtala (EM), Banovic (CM), Schultz (SI), Williamson (Tol); **MILE**—Jones (EM) 4:06.23, Wojtala (EM), Williamson (Tol), Lunn (BG), Erigari (Tol), Hatherly (ND); **2-MILE**—Stintzi (Wis) 8:40.91, Weidenbach (Mic), Heikinen (Mic), Zylstra (WM), Irion (IS), Housley (BG); **3-MILE**—Jackson (Wis) 13:35.00; Sweeney (Mic), Sawyer (SI), Welch (ND), Erdal (NI), Lewis (Mic).

HJ—Lattany (Mic) 7-0, Elliott (EM), Davis (IS), King (MS), Shaw (Tol), Silvis (Wis); **LJ**—Rock (SI) 24-3¼, Pinnick (IS), Lacy (KyS), Henry (Mic), Ross (Mic), Smith (NI); **PV**—Hunter (SI) 16-0, DeMattei (SI), Stow (ND), Walters (Mic), Reynolds (Wis), Noland (ND); **SP**—Marks (SI) 62-8¼, Bruan (Wis), Schneider (MS), Divnyk (KS), Krueger (Wis), Podolski (SI); **35-LB WT**—Podolski (SI) 18.89, Klimoff (WM), Ritzman (SI), Jaworek (WM), Connelly (SI), Chetkovich (EM); **TJ**—Martin (IS) 49-7¼, Joseph (EM), Tucker (CM), Thompkins (IS), Moenning (NI), Chirbas (NI).

RELAYS-1600—Michigan State (Stanton, Williams, Flowers, Thomas) 3:16.40, Toledo, Michigan, Illinois State, Northern Illinois, Eastern Michigan; **3200**—Notre Dame (McAuley, Aragon, Burger, Miranda) 7:30.81, Western Michigan, Bowling Green, Michigan, Eastern Michigan, Loyola; **DISTANCE MEDLEY**—Eastern Michigan (Gully, Cadogan, Weaver, Jones) 9:43.65, Wisconsin, Western Michigan, Michigan, Notre Dame, Bowling Green.

East Coast Conference

SCORING—Bucknell 60, Temple 38, St. Joseph's 37, Delaware 35½, Drexel 31, LaSalle 31, Lehigh 24, Lafayette 19, West Chester State 12½.

60—Simpson (Dr) 6.3, Mosely (LaS), McCreary (De), McCoy (T), Vasaturo (LaS); Tyler (B); **440**—Kinsey (WC) 49.30, Kelly (StJ), Lockett (B), Duttweiler (Laf), Vasaturo (LaS), Grieco (StJ); **600**—Ponente (StJ) 1:12.70, Lenoir (De), Baxter (T), Baley (Laf), Owens (WC), Kaplan (B); **880**—Bourke (LaS) 1:53.80, Miller (T), Madigan (B), Gano (De), Bush (Laf), Lehman (R); **1000**—Kern (Dr) 2:12.30, Genthner (StJ), McAndrew (B), Devine (L); **MILE**—Buckheit (R) 4:05.80, Kern (Dr), DeBraggio (B), Armstrong (T), VanBlunk (StJ), Tunnell (Laf); **2-MILE**—Buckheit (B) 9:08.90, Woodside (Del), Goodell (B), Hoyerick (L), Bigotto (B), Lane (StJ); **3-MILE**—Edmonds (B) 14:09.40, Bickel (B), O'Shea (B), Davis (L), Kelsch (De), Kempton (B); **60-HH**—McAdam (StJ) 7.5, Cuneo (StJ), Duttweiler (Laf), Cranney (T), Strusonski (De), Libor (Dr).

HJ—Honore (LaS) 6-10, Ramsey (De), Ploucher (T), Baldwin (De), McVan (WC), Thomas (LaS); **LJ**—Watson (T) 23-7½, Mosely (LaS), Libor (Dr), Legan (B), Honore (LaS), Cuneo (StJ); **PV**—Doyle (L) 16-1, Harris (Laf), Burke (LaS), Dornisch (LaS), Wilson (Laf), Eggert (L); **SP**—Manahan (Dr) 51-4¼, Serafenas (De), Koubek (De), Schunck (L), Ebbott (B), Neely (L); **35-LB WT**—Blair (Laf) 48-9, Serafenas (Del), Swartz (L), Bartlett (B), Ebbott (B), Bottner (Del).

RELAYS-MILE—Temple (McCoy, Joseph, Baxter, Pascal) 3:20.30, St. Joseph's, LaSalle, Drexel, Delaware; **2-MILE**—St. Joseph's (Agnello, Blount, VanBlunk, Genthner) 7:45.70, Temple, Bucknell, Lehigh, Lafayette; **DISTANCE MEDLEY**—Bucknell (Madigan, Lockett, DeBraggio, Bickel), West Chester State, Lehigh, Delaware, St. Joseph's.

Eastern Intercollegiate Athletic Association

SCORING—Springfield 42, New Haven 39, Bates 26, Southern Connecticut 25, Providence 24, Lowell 19, Brandeis 18, Coast Guard 16, Tufts 15, Central Connecticut 11, Fitchburg State 8, Bowdoin 6, Colby 5, Worcester 4, Westfield 3, Amherst 3, Bentley 1, Boston State 0, Bryant 0, Eastern Connecticut 0, Wesleyan 0, Williams 0, Worcester Polytechnic 0.

50—Pearson (NH) 5.5, James (S), Samuels (S), Welfare (SC), Hodges (SC); **440**—Yearwood (NH) 50.00, Farnsworth (FS), Steinhouse (CG), Fisher (Bo), Hill (CC); **600**—Bouchard (S) 1:12.90, Campbell (NH), Nealy (CC), White (FS), Crimlick (Be); **880**—Tyler (B) 1:56.90, Murray (T), Dercro (Br), Hoffman (Bo), Perez (NH); **1000**—Kashian (L) 2:03.20, Costigan (Worc), Tynar (S), D'Auteuil (Bo), Preisig (CG); **MILE**—Bostick (Br) 4:11.60, Treacy (P), Rafferty (P), Cave (S), Ball (P); **2-MILE**—Dillon (LP) 8:43.90, Reed (P), Murton (Low), Rooney (B), Newhall (S); **45-HH**—Sarna (CG) 6.0, Costin (F), Mitchell (S), Nealy (CC), Pizzro (WB).

HJ—Belcher (Lo) 6-7, Janblin (SC), Ridmer (NH), Kuzilonis (C), Brown (S); **LJ**—Spellman (NH) 22-10, Woods (C), Bird (T), Brady (SC), Korman (S); **PV**—Johnston (SC) 14-8, Brown (B), Crispin (C), Callahan (T), Ingenito (MIT); **SP**—Lynch (S) 53-8¼, Miller (B), Horowitz (SC), Mandile (W), Snyder (Br); **35-LB WT**—Pires (S) 61-2½, Olson (CC), Linshead (Lo), Rogers (SC), Siffelen (MIT); **TJ**—Spellman (NH) 45-5½, Barry (B), Brown (S), Tong (MIT), Anderson (Lo).

RELAYS-MILE—New Haven 3:22.50, Coast Guard, Springfield, Fitchburg State, Central Connecticut; **2-MILE**—Bates 7:58.30, Brandeis, Coast Guard, New Haven; **DISTANCE MEDLEY**—Providence 10:19.0, Brandeis, Amherst, Tufts, Southern Connecticut.

Great Lakes Conference

SCORING—Saginaw Valley 153, Northwood Institute 118, Ferris State 106, Hillsdale 64, Wayne State 59, Grand Valley 27.

60—Tabron (WS) 6.3, Johnson (H), McCoy (NI), Chism (HC), Kirkland (FS), Wallace (FS); **300**—Jones (NI) 32.50, Lalas (SV), Patterson (FS), Conlon (NI), Tabron (WS), Chism (H); **440**—Lalas (SV) 51.20, Jones (NI), Patterson (FS), Deweed (GV), Jenkins (WS), Kline (FS); **600**—O'Parka (FS) 1:13.60, Reed (NI), Tousley (SV), Brown (SV), Radowick (FS), Porttula (H); **1000**—Stark (H) 2:16.00, Miller (WS), Game (SAG), McIntosh (FS), Stadwick (SV), Dyer (SV); **MILE**—Miller (WS) 4:19.00, Duerkesen (SV), Potts (GV), Bastrater (SV), Colley (HC), Sweeney (NI); **2-MILE**—Johnson (SV) 9:24.40, Fitzgerald (SV), Peterson (SV), Gould (NI), Steinberg (FS), Fountain (FS); **60-HH**—Welch (SV) 7.6, Conlon (NI), Watkins (WS), Kiste (FS), Beauchamp (SV), Wiley (NI).

HJ—Ruff (WS) 6-7, Rockett (NI), Tallent (FS), Snyder (SV), Cook (FS), Gifford (H); **LJ**—L. Campbell (NI) 22-11¼, Mohre (FS), Lalas (SV), Snyder (SV), Gifford (H), Labar (GV); **PV**—Whitman (NI) 14-6, Mohre (FS), Turner (FS), Elbers (SV), Roseman (GV), Brintlinger (FS); **SP**—Kristen (GV) 49-1¼, Lunetta (NI), Waters (SV), MacDougall (SV), Newmarch (FS), Britt (WS); **TJ**—Campbell (NI) 44-11, Moore (FS), Mohre (FS), Jordanou

(SV), Gifford (H), Duff (NI); **35-LB WT**—Mossey (H) 54-¾, Lorkowski (H), Love (SV), Waters (SV), Lunetta (NI), Leser (SV).

RELAYS—MILE—Ferris State (Kirkland, Kline, O'Parka, Patterson) 3:27.30, Northwood Institute, Grand Valley, Saginaw Valley, Hillsdale.

Greater Boston Championships

SCORING—Northeastern 81½, Harvard 76½, Boston University 69½, Boston College 20, Brandeis 10, Tufts 7½, MIT 7.

60—Salvo (H) 6.46, Isaac (BU), James (BU), Mahan (BU), Chapus (H); **440**—Ferrari (N) 49.26, McConnell (N), Nicodemus (H), Laube (BU), Frim (H); **600**—Cohen (BU) 1:11.10, Hopkins (BU), Dixon (H), Danville (BU), Bellomo (N); **800**—Mullen (BC) 1:53.21, Ridley (BU), Chafee (H), Garland (BU); **1000**—Murphy (H) 2:11.10, McNulty (H), Cullinane (N), MacKenzie (N), Deroo (Br); **MILE**—Murphy (H) 4:02.66, Bickford (N), Mortimer (N), Scidmore (H), Wilson (BU); **2-MILE (SECOND SECTION)**—Hardie (T) 9:20.97, Lancaster (BC), Buffington (T), Bannish (Br), Seigert (BC); **2-MILE (SEEDED SECTION)**—Flora (N) 8:46.60, Sheehan (H), Fitzsimmons (H), Bostick (Br), Nevolis (N); **60-HH**—Mahan (BU) 7.41, Danville (BU), Costin (T), Francis (N), Agyemans (BU).

HJ—Macellan (B) 6-9, Lanney (B), Young (H), Mariley (T), Hardie (N); **LJ**—Chambers (N) 24-5¼, Thompson (N), Midlo (H), Brown (BU), Ho (H); **35-LB wt**—Melkonian (N) 61-10, Lenz (H), Topjian (N), Sifferlen (MIT), Ball (H); **SP**—Otrando (N) 58-2, Cameron (N), Stewart (BU), Swanke (B), Fallossi (B); **TJ**—Adu (BU) 48-4½, Mahoney (H), Brown (N), Brooks (H), Pearson (BU).

RELAYS—MILE—Boston University 3:18.29, Northeastern, Harvard, MIT, Boston College; **2-MILE**—Harvard 7:41.16, Boston University, Northeastern, Brandeis, MIT; **DISTANCE MEDLEY**—Northeastern 10:06.60, Boston University, Brandeis, Harvard, Tufts.

Heptagonal Championships

SCORING—Pennsylvania 57½, Cornell 47, Army 40, Princeton 32½, Harvard 30, Dartmouth 25, Navy 24, Brown 20, Yale 7, Columbia 5.

55—Brown (P) 6.34, Raboy (Cor), Modu (N), Hill (Y), Stone (N); **400**—Green (Cor) 49.15, Carty (Pr), Dennis (Cor), Bailey (Cor), Skinner (P); **500**—Colvin (N) 1:03.55, Libertelli (Pr), Shears (N), Gangaware (A), Prutzman (N); **800**—Lake (B) 1:53.77, Hooper (A), Grogan (Cor), Chafee (H), Swenson (P); **1000**—McNulty (H) 2:27.31; Challenger (Pr), Weller (P), Becker (Pr), Haugen (N); **1500**—Murphy (H) 3:48.14, Baker (A), Osborne (Y), Moreland (P), Predmore (Cor); **3000**—Fischer (Cor) 8:16.63, Enwright (A), Fitzsimmons (H), Ratcliffe (B), Meyer (H); **5000**—Brandon (P) 14:30.52, Sheehan (H), Grogan (A), McNally (Col), Stauffer (D); **55-HH**—Willis (A) 7.46, Williams (P), White (P), Petri (N), DeSantis (B).

HJ—Iacobucci (P) 6-10, Keefe (D), Moroney (P), Malzbender (P), Beene (D); **LJ**—Brown (P) 25-5½, Witherspoon (Cor), Boddie (Cor), Talton (C), Konsens (D), Dapas (N); **SP**—Stiles (H) 16, Madsen (A), Settembrine (P), Dwyer (P), Slovenski (D), Crigler (P); **SV**—Fuller (A) 17.41, Christensen (N), Jansson (D), Spears (Y), Bogdanovich (P), Vessels (N); **35-LB WT**—Kania (D) 70-5, Jansson (D), O'Keefe (D), Baginski (Cor), Pellegrini (Pr), Bruno (B); **TJ**—Cronin (B) 15.71, Blotstrom (P), Randolph (P), Witherspoon (Cor), Lehner (Cor).

RELAYS—MILE—Navy 3:17.96, Cornell, Pennsylvania, Princeton, Brown; **2-MILE**—Army 7:40.01, Brown, Princeton, Harvard, Dartmouth; **DISTANCE MEDLEY**—Pennsylvania 10:07.98, Cornell, Columbia, Princeton, Army.

Illini Classic

TEAMS—Illinois, Arkansas, Arkansas State, Augustana (Illinois), Austin Peay, Ball State, Bowling Green, Central Michigan, Cincinnati, DePaul, Eastern Illinois, Eastern Kentucky, Fisk, Georgetown, Illinois Benedictine, Illinois-Chicago Circle, Illinois State, Iowa, Kentucky State, Miami (Ohio), Middle Tennessee State, Minnesota, Murray State, North Central, North Texas State, Northern Illinois, Northwestern, Notre Dame, Ohio, Ohio State, Olivet Nazarene, Purdue, St. John's (New York), South Carolina, Southeast Missouri State, Southwest Missouri State, Southern Illinois, Western Michigan, Westminster.

60—Wyatt (I) 6.31, Moody (AP), Gibson (II), Brown (MS), Bowen (KS), Cornelius (MS); **440**—Walker (C) 47.6, Mitchell (Ark), Stegall (MTS), Young (O), Jones (IS), Bush (BS);

600—Sargent (Mia) 1:09.78, Young (O), Farmer (NI), Newton (CM), Banter (P), Sumbry (P); **800**—Stephens (Ark) 1:50.60, Marsh (BS), Johnson (F), McCutcheon (MTS), Rider (OS), Small (KS); **1000**—Durkin (Unatt) 2:10.17, McIntosh (WM), Warren (MS), Banovic (CM), Thompson (WM), Menzyk (P); **MILE**—Donoghue (SJ) 4:04.33, Moturi (NTS), Zylstra (WM), Karasiewicz (WM), Rorem (EI), Gregorek (G); **2-MILE**—Muggleton (Ark) 8:30.30, Virgin (Unatt), Larson (Unatt), Anderson (Ark), Jirele (Unatt), Zylstra (WM); **3-MILE**—Hosley (BGU) 13:42.20, Pownall (Mia), Vanderkraats (ND), Conroy (Ark), Antczak (Unatt), Baker (IS); **60-HH**—Oruward (EI) 07.32, Oliver (OS), Mason (C), Taylor (Ark), Johnson (EI), Taylor (OS).

HJ—Olson (II) 7-2½, Davis (IS), Kerwin (NC), Cook (AS), Wilson (SC), Ruebel (Unatt); **LJ**—Laing (P) 24-4¼, Pinnick (IS), Townsend (SEM), Lacy (KS), Carpenter (EI), Harris (SJ); **PV**—Pilla (AS) 16-6, Broek (Io), Pintus (AS), Ston (ND), Romein (Unatt), Will (II), Cleveland (MTS); **SP**—Marks (SI) 59-9, Gianini (SWM), Gray (Ark), Rhodes (P), Lehmann (II), Rohm (P); **35-LB WT**—Podolsi (SI) 61-9¾, Ritzman (SI), Klimoff (WM), Zipko (MaO), Carper (II), Connelly (SI); **TJ**—Hatfield (O) 52-6¾, DoDoo (MTS), Goodwin (EK), Howard (AP), Joyner (Unatt), Perryman (II).

RELAYS—MILE—Cincinnati (Mason, Payne, Holland, Walker) 3:16.16; Arkansas, Miami, Eastern Illinois, St. John's, Illinois State; **2-MILE**—Western Michigan (Beauchamp, Karasiewicz, Thompson, McIntosh) 7:27.10, Georgetown, Purdue, St. John's, Arkansas, Bowling Green; **DISTANCE MEDLEY**—Arkansas (Stephens, Mitchell, Muggleton, Clark) 9:43.36, Illinois, Notre Dame, Georgetown, Eastern Illinois, Ohio State; **240 SHUTTLE**—Arkansas State (Taylor, Brown, Frazier, Johnson) 29.3, Notre Dame (McCloughan, Gough, Bernards, Twardzik) 29.3, Illinois.

Illinois Invitational Championships

SCORING—Illinois 95, Middle Tennessee State 83½, Western Kentucky 79, Murray State 61, Illinois State 52½, Cincinnati 40, Northeast Missouri State 25, Kentucky State 18, Northwestern 8, Lincoln 0.

60—Wingo (WK) 6.33, Wyatt (II) 6.33, Everton (MS), Bridges (NEM), Lacy (KS), Brown (MS); **300**—Jones (IS) 30.36, Anderson (KS), Robinson (MTS), Thomas (MTS), Wingo (WK), Bowen (KS); **440**—Walker (C) 48.00, Stegall (MTS), Payne (C), Anderson (KS), Krainik (II), Little (IS); **600**—Douglas (WK) 1:11.37, Pharr (N), Musgrove (MTS), Davis (C), Washpan (MTS), Holland (C); **800**—Futrell (NEM) 1:52.20, Ayoub (II), Johnson (MS), Attwell (MS), McCutcheon (MTS), Charleston (IS), Becht (WK), Long (WK), Groves (WK), Odlin (MS), Iron (IS); **1000**—Warren (MS) 2:11.30, Schmidt (II), Sheats (WK), Rafferty (MS), Franz (II), Small (KS); **MILE**—Charleston (MS) 4:08.00, Murphy (WK), Perry (MTS), Attwell (MS), Odlin (MS), Carney (II); **2-MILE**—Cuzzort (WK) 8:35.93, Becht (WK), Long (WK), Groves (WK), Odlin (MS), Iron (IS); **60-HH**—Mason (C) 7.3, Milton (IS), Thomas (MTS), Wallace (WK), Smith (IS), Lee (NEM).

HJ—Davis (IS) 7-1, Olson (II), Thornton (NEM), Reavis (II), Schmidt (II), Crump (MTS); **LJ**—Artis (MTS) 24-7, Pinnick (IS), DoDoo (MTS), Cornelius (MS), Perryman (II), Jones (II); **PV**—Cleveland (MTS) 14-11¼, McCulley (II), Will (II), Smith (MS); **SP**—Lehmann (II) 54-6, Clayton (II), Chambol (WK), Simmons (MS), Fencil (IS), Jennings (II); **TJ**—Stringfellow (II) 52-6½, DoDoo (MTS), Perryman (II), Wilson (WK), Artis (MTS), Mobley (WK).

RELAY—MILE—Cincinnati 3:16.50, Illinois State 3:16.50, Middle Tennessee State, Northeast Missouri State, Kentucky State, Western Kentucky.

Illinois Intercollegiate Championships

SCORING—Southern Illinois-Carbondale 132½, Illinois 122½, Eastern Illinois 98, Illinois State 86, Northern Illinois 33, Western Illinois 26½, Illinois-Chicago Circle 20, Bradley 18, Wheaton 12, Loyola 11, North Central 11, Illinois Benedictine 8, DePaul 6, Chicago State 4, Augustana 2½.

60—Wyatt (II) 6.42, Jones (IS), Lawrence (B), Geary (WI), Juanes (IB), Edmunds (WI), Lawyer (WI), Rock (SI); **300**—Jones (IS) 30.3, Hatch (EI), Lee (SI), Edmond (WI), Reneau (NI), Rock (SI); **440**—Hatch (EI) 48.70, Duckworth (IS), Krainik (II), Yancey (NI), Thomas (IS), Johnson (EI); **600**—Farmer (NI) 1:11.50, Thomas (WI), Brown (D), Moore (SI), McKinley (ICC), Snyder (EI); **800**—Bisase (SI) 1:54.40, Feller (EI), Radloff (II), Clark (EI), Wentz (W), Hodge (EI); **1000**—Feller (EI) 2:10.64, Schmidt (II), McKinley (ICC), Schulz (SI), Ayoub (II), Hodge (EI); **MILE**—Bisase (SI) 4:09.50, Roren (EI), Nichols (NC), Sawyer (SI), Eicken (II), Carney (II); **2-MILE**—Henderson (W) 8:39.90, Iron (IS), Flannery (II), Craig (SI), Baker (IS), Skarda (NC); **3-MILE**—Sawyer (SI) 13:48.00, Erdal (NI), Wilson (II),

Matteson (IS), Schuldt (EI), Schulz (SI); **60-HH**—Oruwari (EI) 7-3, Holloway (WI), Johnson (EI), Wynter (ICC), Curtis (CS), Milton (IS).

HJ—Olson (II) 7-3, Davis (IS), Chirbas (NI), Kerwin (NC), Reavis (II), Taylor (WI), Schmidt (II); **LJ**—Pinnick (IS) 24-3/4, Rock (SI), Brown (B), Perryman (II), Meredith (SI), Lee (SI); **PV**—Johnson (SI) 15-11/4, DeMattei (SI), Phillips (IB), Will (II), Larson (SI), Boyle (NI), Schick (A); **SP**—Marks (SI) 61, Podolski (SI), Lehmann (II), Clayton (II), Lenzini (II), Belmer (NC); **35-LB WT**—Podolski (SI) 65-9/2, Ritzman (SI), Carper (II), Walz (B), Connelly (SI), Jenner (II); **TJ**—Reavis (II) 51-7/4, Stringfellow (II), Martin (IS), Peryman (II), Brown (B), Geary (WI).

RELAY-MILE—Illinois State (Little, Thomas Duckworth, Jones) 3:14.90, Eastern Illinois, Illinois-Chicago Circle, Northern Illinois, Southern Illinois, Illinois; **2-MILE**—Loyola (Rhode, Whitfield, Dolan, Vrbancic) 7:43.70, Eastern Illinois, Illinois, Illinois State, Augustana, Southern Illinois; **DISTANCE MEDLEY**—Eastern Illinois (McInerney, Collins, Feller, Rorem) 9:53.30, Southern Illinois, Illinois, Illinois State, Illinois-Chicago Circle, Loyola.

IC4A Championships

SCORING—Villanova 99, Maryland 78, Manhattan 34, Northeastern 29, Dartmouth 26, Seton Hall 22, Fairleigh Dickinson-Teaneck 20, Rutgers 19, Harvard 18, Morgan State 15, Richmond 14, Providence 13, Cornell 11, St. John's 11, West Virginia 10, St. Joseph's 10, Penn 9, Boston 9, Rhode Island 9, Adelphi 8 1/2, Brown 8, William & Mary 8, George Mason 8, Georgetown 7, Princeton 7, East Stroudsburg State 6, C. W. Post 6, Iona 6, Connecticut 6, Navy 5, Army 4, Union 4, Lehigh 4, Boston College 4, Bucknell 3, Lincoln (Pennsylvania) 2, Holy Cross 2, Springfield 2, Bates 1, Columbia 1/2.

60—Sarrette (FD) 6.26, Hodge (MS), Raboy (C), McNeil (Man), Rizzi (FD), Snyder (V); **440**—Brown (V) 48.14, Dale (V), Hodge (MS), Harbour (V), Hurst (Man), Carty (P); **600**—Person (M) 1:09.48, Peynado (SH), Tufariello (V), King (SH), Bryant (M), McNorton (MS); **880**—Paige (V) 1:50.21, Kirkland (R), Martin (I), Lake (B), Kimaldel (R), Tyler (Bates); **1000**—Genther (SJ) 2:10.24, Terrer (FD), Ritok (R), Korir (V), Corcoran (HC), Pluys (R); **MILE**—Donoghue (SJ) 4:05.33, Ostolozago (Man), Childs (V), Scheuer (R), DiDonato (CWP), Mortimer (NE); **2-MILE**—Bickford (NE) 8:40.56, Krohn (Man), Gregorek (G), Burns (V), Green (M), Quinn (P); **3-MILE**—Maree (V) 13:23.65, Dillon (P), Tuwei (R), Treacy (P), Green (M), Bickel (B); **MILE WALK**—Katz (Buck) 6:34.40, O'Sullivan (H), Morris (Mar), Cafarella (R), McCoy (Man), Mendell (Q), Kaufman (FD); **60-HH**—Edwards (WV) 7.17, Mahan (BU), Robertson (M), Willis (A), Holmes (L), Petrie (N).

HJ—Corbin (M) 7-1, Jackson (GM), Boucher (Con), Monchek (R), Brown (S), Cooper (Ad); **PV**—Stiles (H) 17-1/4, Strawderman (RI), Lamp (M), Doyle (L), McCarthy (M), Hartley (RI); **SP**—Orlando (NE) 59-11, Harlin (Man), Ferency (ESS), Christensen (N), Jansson (D), Stewart (BU); **TJ**—Ivory (M) 52-4, Wade (SH), Cooper (V), Alston (CWP), Cronin (Br), Randolph (P).

RELAYS-MILE—Villanova (Brown, Harbour, Tufariello, Dale) 3:14.06, Maryland, Adelphi, Cornell, Rutgers, Seton Hall; **2-MILE**—Villanova (Childs, Hunter, Korir, Paige) 7:31.34, Harvard, Princeton, Boston College, Adelphi, St. John's; **DISTANCE MEDLEY**—Villanova (Shaffer, Garves, Burns, Maree) 9:50.37, William & Mary, Northeastern, Rutgers, Bucknell, Georgetown.

Independent College Athletic Conference

SCORING—St. Lawrence 181, Rensselaer 115, Alfred 101, Rochester Tech 71, Ithaca 52, 50—Dunlop (RPI) 5.8, Schneiderman (S), Hayes (S), Carr (A), Barkley (RIT), Mar (RIT); **300**—Cook (S) 33.90, Hayes (S), Dunlap (RPI), Didio (I), Carr (A), Saucier (RIT); **440**—Cook (S) 53.30, Handler (I), Vorhees (S), Paige (RPI), Mickel (A), Grady (RPI); **600**—Howard (S) 1:17.80, Paige (RPI), Ewsuk (A), Helbig (RIT), Gabris (A), Keasler (S); **880**—Schoemer (S) 2:03.10, DeCoursey (A), Hall (S), Machulis (RIT), Fleishman (S), Holland (S); **1000**—English (S) 2:25.10, Howard (S), Woodward (S), Mitchell (RPI), Boyajian (A), Barnes (A); **MILE**—Howard (S) 4:27.10, O'Grady (RIT), Suddaby (S), Mitchell (RPI), Barnes (A), Potter (H); **2-MILE**—Pelkey (S) 9:35.00, Suddaby (S), Tschorke (A), O'Grady (RIT), Sullivan (A), Schlogel (RPI); **55-HH**—Schneiderman (S) 7.3, Kunzinger (A), Carlson (RPI), Donachie (I), Plante (RPI), Termost (RPI).

HJ—Barkley (RIT) 6-6, Aphramian (RPI), Gray (I), Marquit (A), Zitka (RPI), Duchini (RIT); **LJ**—Barkley (RIT) 20-0, Page (I), Singleton (RIT), Hall (S), Haswell (S), Carlson (RPI); **PV**—Scalice (A) 13-6, King (A), Foley (RPI), Penningroth (RPI), Legner (RIT),

Fenno (RPI); **SP**—Bowers (RPI) 50-8/2, Mackey (I), Kearns (RPI), Reid (I), Hartnett (S), Benoit (A); **35-LB WT**—Bowers (RPI) 43-9/2, Benoit (A), Warena (RPI), Brown (A), Chayka (A), Teta (A); **TJ**—Page (I) 42-3/2, LeFauve (S), Marquit (A), Barkley (RIT), Aphramian (RPI), Waring (RPI).

RELAYS-MILE—St. Lawrence 3:37.30, Rensselaer, Alfred, Rochester Tech, **2-MILE**—St. Lawrence 8:13.00, Rochester Tech, Alfred, Rensselaer.

Mason-Dixon Conference

SCORING—Frostburg State 136, Mount St. Mary's 94, Catholic 76, Maryland-Baltimore County 54, George Mason 52, Towson State 47, Salisbury State 3, Gallaudet 1.

60—Pierce (FS) 6.2, Cottman (FS), Christian (FS), Wilson (TS), Reid (FS), Harrison (TS); **440**—Seraile (C) 50.0, Jones (MSM), Soraginoli (MSM), Brady (FS), Winterling (TS); **600**—Merritt (MSM) 1:14.70, Dudiak (FS), Van Lierde (C), Sharette (C), Price (FS), Cole (TS); **880**—DeSantis (C) 1:58.10, Biniak (UMBC), Burleson (GM), Graham (C), Banner (FS), Bossell (FS); **1000**—Brody (C) 2:15.70, Shipp (GM), Fowble (TS), Ogden (MSM), Berens (MSM), Cannon (SS); **MILE**—Brody (C) 4:14.20, Gavin (FS), Stafford (GM), Wimberly (GM), Foley (MSM), Wilson (GM); **2-MILE**—Gavin (FS) 9:05.60, Poffenberger (TS), Zeuffert (MSM), Wilson (GM), Griffin (MSM), Blankfeld (FS); **60-HH**—Christian (FS) 7.4, Vaddy (TS), Johnson (UMBC), Delmoor (MSM), Williams (UMBC), Diehl (GM).

HJ—Jackson (GM) 6-10 1/4, Savoy (FS), Stebbins (MSM), Pirrone (MSM), Allen (UMBC), Walton (FS); **LJ**—Mattison (FS) 22-10, Clark (UMBC), Taylor (SS), Delmoor (MSM), Casadonte (FS), Arrone (MSM); **PV**—Kolm (C) 14-6, Bornhoft (TS), Stebbins (MSM), Delmoor (MSM), Peterson (UMBC), Evans (G); **SP**—Grotte (FS) 50-1 1/2, Smith (FS), Lane (TS), DeVore (FS), Grabbi (SS), Delmoor (MSM); **TJ**—Taylor (FS) 46-1 1/2, Clark (UMBC), Turner (UMBC), Rutland (MSM), Burnett (FS), Mattison (FS).

RELAYS-MILE—Mount St. Mary's 3:26.20, Maryland-Baltimore County, Catholic, George Mason, Towson State.

Maine Invitational

SCORING—Maine 71, Bates 50, Bowdoin 30 1/2, Colby 21 1/2.

60—LaPasse (Bo) 6.5, Ouellette (M), Sheldon (Ba), Harrison (M); **440**—Fisher (Bo) 51.00, Dyer (M), Maley (C), Cook (Bo); **600**—Tupper (M) 1:13.00, Connor (Bo), Blanton (Ba), Smith (C); **880**—Tyler (Ba) 1:54.10, Bonsey (M), Hoffman (Bo), D'Auteuil (Bo); **1000**—Whykey (M) 2:14.40, Cloutier (Ba), Brown (M), Gardner (Ba); **MILE**—Brigham (M) 4:15.40, Peters (Ba), Cloutier (Ba), Hammond (Ba); **2-MILE**—Rooney (Ba) 9:08.70, Pelletier (M), Ossoff (C), Soderstrom (Ba); **60-HH**—Reed (M) 7.7, Ouellette (M), Johnson (C), Goodwin (M).

HJ—Kazilionis (C) 6-8, Prella (Bo), Cumpstone (M), Bibbo (Ba); **LJ**—Poirier (M) 21-3/2, Ouellette (M), Dyer (M), Gerow (Bo); **PV**—Crispin (C) 13-6, Samuelson (Bo), Smith (Ba), Brown (Ba); **35-LB WT**—Sherrard (M) 55-4/4, Burke (Ba), Miller (Ba), Swan (Bo); **TJ**—Barry (Ba) 45-4/4, Dyer (M), Lamm (M), McGuirk (M).

RELAYS-MILE—Maine 3:24.50, Bowdoin, Colby; **2-MILE**—Bates 8:00.60, Maine, Bowdoin.

Metropolitan Intercollegiate Track and Field Association

SCORING—Manhattan 64 1/2, Rutgers 58 1/2, St. John's 36, Adelphi 32, Fairleigh Dickinson-Teaneck 27, Seton Hall 26, C. W. Post 13, Iona 6, CCNY 5, Fordham 3, New York Tech 1, New York 0.

60—Mosely (R) 6.2, Clarke (A), Rizzi (FD), McNeal (M), Oliver (R); **440**—Hurst (M) 48.8, Cummins (A), Ryan (M), Williams (A), Belin (R); **600**—Grimes (R) 1:11.20, Peynado (SH), Baretta (SJ), Wason (A), King (S), McGill (R); **880**—Terrer (FD) 1:51.70, Kirkland (R), Hurley (M), Belin (R), Ulrich (CWP); **1000**—Williams (A) 2:13.30, ScottoDiVetta, Bindert (SJ), LaBourne (SH), Emmons (M), Pluys (R); **MILE**—Donoghue (SJ) 4:06.20, Ostolozago (M), Martin (I), DiDonato (CWP), Steeds (FD), Lamm (R); **2-MILE**—Krohn (M) 8:50.90, Ludwиковski (M), Callaghan (F), Hansen (SJ), Stirrat (I); **60-HH**—Whitley (R) 7.4, Hurst (M) 7.5, Johnson (A), Allen (SJ), Balcerski (SH), Nieminski (SJ).

HJ—Cooper (A) 6-11, Alexander (M), Monchek (R), Schwab (R), Seaman (R), Bednarski (NYT); **LJ**—Harris (SJ) 23-4/4, Balcerski (SH), Witkowski (M), Day (CCNY), Harris (FD), Wade (SH); **PV**—Schneider (SJ) 15-2, Hearn (R), Cottone (FD), Cavataio (SJ), Haff (CWP), Anderson (CWP); **35-LB WT**—Silverio (M) 602-10/4, Padia (R), Ianuzzo (R), Clarke (FD),

Murphy (I), Dawson (CWP); **SP**—Harlin (M) 58-7½, Bulger (SH), Kerr (CWP), Rummell (FD), Dobson (I), Silverio (M); **TJ**—Wade (SH) 52-0, Alston (CWP), Day (CCNY), Harris (SJ), Fabio (NYT), Edghill (SH).

RELAYS-MILE—Manhattan (Johnson, Horgan, Ryan, Hurst) 3:19.30, Seton Hall, Rutgers, Adelphi, C. W. Post; **2-MILE**—Fairleigh Dickinson (Marzan, Greene, Steeds, Terrer) 7:43.70, St. John's, Manhattan, Rutgers, Adelphi; **DISTANCE MEDLEY**—Rutgers (Maher, Rella, D'Alonzo, Lippert) 10:12.60, Manhattan, Fairleigh Dickinson, Adelphi, C. W. Post.

Middle Atlantic Conference

SCORING—Widener 59, Haverford 39½, Gettysburg 34, Lebanon Valley 26, Franklin & Marshall 25, Albright 15, Juniata 6, Delaware Valley 4, Susquehanna 4, Ursinus 4, Elizabethtown 3, Muhlenberg 2½, Swarthmore 2, Johns Hopkins 0, Upsala 0, Washington 0.

60—Riley (W) 6.6, Baselice (A), Lilly (DV), Scott (G), Grzeszowiak (W); **300**—Robinson (J) 33.80, Bernstein (F&M), Grzeszowiak (W), Rowden (W), Lilly (DV), McFadden (S); **600**—Magerr (W) 1:15.20, Dottavio (G), Baer (G), Godfrey (H), Sarisky (F&M); **1000**—Stachow (LV) 2:17.00, Rutstein (H), Reed (G), Miller (Swar), Casey (L); **MILE**—Sheely (H) 4:13.40, Geating (G), Stachow (LV), Rutstein (H), Foley (H); **600-HH**—Loughead (W) 7.6, Wert (F&M), Bubnis (W), Viafora (A), Piersol (W).

HJ—Hall (LV) 6-4, Schaffer (U), Glasser (H), Schroeder (M), Fink (G); **LJ**—Chattergee (H) 5-3¾, Grzeszowiak (W), Constantine (A), Driver (W), Piersol (W); **PV**—Bubnis (W), 13-0, Volz (A), Seager (ET), Shea (A), Wieland (G); **SP**—Faber (F&M) 6-½, Hurst (LV), Pollick (Sus), Victor (G), Lederer (H); **TJ**—Grzeszowiak (W) 45-7, Piersol (W), Day (G), Driver (W), Schultz (F&M).

RELAYS-MILE—Gettysburg (Dottavio, Baher, Reed, Sims) 3:28.00, Haverford, Franklin & Marshall, Lebanon Valley, Widener; **SPRINT**—Widener (Rowden, Grzeszowiak, Driver, Bubnis) 1:14.50, Haverford, Gettysburg, Franklin & Marshall, Lebanon Valley.

Midwest Conference

SCORING—Carleton 112½, Chicago 109½, Coe 96, Lawrence 34½, Monmouth 32, Beloit 31½, Grinnell 29, Knox 18, Cornell 1, Ripon 1.

60—Abrams (Ca) 6.5, Applequist (Ca), Hudson (Coe), Williams (Coe), Green (G), Lorello (C); **300**—Lorello (C) 32.80, tie Simon (Coe) and Williams (Coe), Abrams (Ca), Gordon (C), tie Applequist (Ca), Ojens (B) and Lang (B); **440**—Horsthemke (C) 51.70, Hearn (Coe), Berry (Coe), Pistrang (G), Rose (Ca), tie Goodrich (C) and Hindle (L); **600**—DiMugno (Ca) 1:13.20, Green (C), Hanick (G), Macauley (Coe), Maraist (Ca), Derse (C); **880**—Schmitt (C) 1:56.50, Udpke (Ca), Harrer (B), Fargo (Ca), Horneck (M), Dunning (C); **1000**—DiMugno (Ca) 2:19.40, Matsiki (C), Pearson (C), Maraist (Ca), Saunders (Coe), Pfarrer (G); **MILE**—Waltz (Ca) 4:22.00, Simpson (Ca), McCabe (M), Hart (C), Axinn (C), Sames (B); **2-MILE**—Pappas (Ca) 9:32.70, Smith (C), Schafer (Ca), Taylor (C), Dahlgren (B), Pfeiffenberger (K); **60-HH**—Hudson (Coe) 7.6, Jacobsen (C), Johnson (Coe), Read (C), Wang (Ca), Lang (B).

HJ—Ide (K) 6-8, Eddy (L), Collins (K), Haynes (M), Hudson (Coe), Erickson (Ca); **LJ**—Slover (M) 22-5¼, Holland (Coe), Wendel (C), Lang (B), Macauley (Coe), Haggerty (Cor); **PV**—Siegel (B) 13-0, Klaeser (L), Swanson (Ca), Litt (G), Sullivan (B), Wilder (M); **SP**—Urbanski (L) 49-¾, Eddy (L), Padlock (Coe), Lowe (M), Kearney (G), Schwingshaltle (R); **TJ**—Holland (Coe) 46-1, Whitaker (G), Wendel (C), Slover (M), Petti (Ca), Collins (K).

RELAYS-1600—Chicago (Horsthemke, Derse, Schmitt, Green) 3:24.6, tie Coe, Carleton and Beloit, Grinnell, Monmouth.

Missouri Intercollegiate Conference

SCORING—Northeast Missouri State 80, Southeast Missouri State 40, Northwest Missouri State 33½, Lincoln 32, Central Missouri State 31½, Southwest Missouri State 29, Missouri-Rolla 10.

60—Bridges (NE) 6.17, Davis (SE), Rivers (C), Smith (SE), Franks (L); **300**—Williams (NE) 31.07, Davis (SE), Byrd (L), Pelly (NE), Franks (L); **440**—Damer (NE) 50.64, Belt (NE), Stevenson (L), Zoerb (NW), Cary (SE); **600**—Futrell (NE) 1:10.80, McGuire (NE), Lux (MR), Youngblood (NW), Griffen (L); **880**—Kelchner (NW) 1:56.60, Morgan (SW), Lowery (NE), Duckworth (L), Riding (NE); **1000**—Futrell (NE) 2:14.90, Lamb (L), McMillin (SE), Green (SE), Jones (L); **MILE**—Darling (NW) 4:11.20, Cisco (SW), Lamb (L), Hedicke (C), McMillin (SE); **2-MILE**—Roth (SW) 9:06.30, Darling (NW), Montgomery (NW), Curp (C), Harmon (SE).

HJ—Thornton (NE) 6-8, Jones (C), Stephenson (C), De Clue (NW), Lorenzen (MR); **LJ**—Thornton (NE) 22-7¼, Williams (NE), Pressberry (L), Hubbard (SE), Townsend (SE); **PV**—Ormsby (SW) 14-6, Gregath (C), Spalding (MR), Rader (SW), Lea (SE); **SP**—Gianini (SW) 54-9½, White (NW), Smith (C), Gohn (SE), Riley (NE); **TJ**—Thornton (NE) 48-3, Pressberry (SE), Pressberry (L), Ogilvie (C), Driscoll (NE).

RELAYS-MILE—Northeast Missouri State (Bridges, Dampier, Belt, Williams) 3:21.70, Southeast Missouri State, Missouri-Rolla, Central Missouri State, Southwest Missouri State; **2-MILE**—Northeast Missouri State (Lowery, McGuire, Riding, Scott) 7:49.10, Lincoln, Northwest Missouri State, Southeast Missouri State, Central Missouri State.

Missouri Valley Conference

SCORING—West Texas State 145, Wichita State 98, Drake 87, Indiana State 84, Bradley 70, New Mexico State 29.

60—J. Thomas (WTS) 6.37, Brown (B), D. Thomas (WTS), Donnell (WS), Patton (WS), Mitchell (WS); **300**—D. Thomas (WTS) 30.62, J. Thomas (WTS), Wilson (IS), Gardner (WTS), Simpson (IS), Donnell (WS); **440**—Brown (WTS) 49.73, Moore (WTS), Knighton (WTS), Smith (IS), Edwards (IS), Blackwell (NMS); **600**—Battle (IS) 1:12.54, Boit (WTS), Schaller (D), Duell (WS), Keene (D), Cartrite (WTS); **880**—Barno (WTS) 1:54.07, Edwards (IS), Mares (D), Price (WS), Urbaniak (IS), Freeman (WS); **1000**—Fitzpatrick (D) 2:14.29, Schaller (D), Alden (D), Bett (WTS), Jones (WS), Chemarigo (WTS); **MILE**—Fitzpatrick (D) 4:12.02, Alden (D), Bett (WTS), Quigley (IS), Deford (IS), Luna (WS); **2-MILE**—Stalnaker (D) 9:02.05, Iwancin (D), Livingston (WSU), Waldie (NMS), Johnson (WSU), Smith (WS); **60-HH**—Rumple (D) 7.46, Cummings (WTS), Owinyo (WTS), Oetting (WS), Goette (B), Norris (IS).

HJ—Drieling (WS) 6-8, Nalty (NMS), Crockett (B), Hadfield (B), Chapman (IS), Jackson (IS), George (WTS); **LJ**—Duvall (WS) 23-10½, Brown (B), Melnyk (WTS), Lofton (WTS), Pond (B), Blackwell (NMS); **PV**—Patton (WS) 16-0, Connally (IS); **35-LB WT**—Walz (B) 46-1, Henderson (IS), Odum (WS), Mayfield (WTS), Tuggle (B), Martin (WS); **SP**—Diaz (NMS) 58-2, McElroy (WTS), Odum (WS), Henderson (IS), Price (WTS), Tuggle (B).

RELAYS-MILE—Indiana State (Battle, Smith, Wilson, Edwards) 3:21.46, Wichita State, New Mexico State, Bradley, Drake.

Nebraska Intercollegiate Conference

SCORING—Nebraska Wesleyan 90½, Doane 65½, Midland 54, Hastings 25, Concordia 19, Dana 0.

60—Bowden (D) 6.51, Bell (C), Humphrey (D), Sorenson (NW), Shield (D); **300**—West (M) 32.12, Bowen (D), Humphrey (D), Fye (D), Kester (D); **440**—Lyon (M) 51.33, Shield (D), Kester (D), Commins (D), Byrne (H); **600**—Pingel (D) 1:15.00, Pimpara (M), Henatsch (H), Higley (NW), Peterson (D); **880**—McKnight (NW) 1:58.30, Hentasch (H), Thompson (NW), Pimpara (M), Peterson (D); **1000**—Bradley (NW) 2:14.80, Michelsen (D), Quick (NW), Zinnel (C), Higley (NW); **MILE**—Bradley (NW) 4:15.90, Quick (NW), Carlson (NW), Einspahr (C), Dennis (D); **2-MILE**—Carlson (NW) 9:19.60, Quick (NW), Bradley (NW), Styles (D), Snoozy (M); **60-HH**—West (M) 7.58, Bullock (NW), Nisley (D), Germer (NW), Burnham (NW); **60-IH**—West (M) 7.20, Nisley (D), Bullock (NW), Howe (NW), Fye (D).

HJ—Flock (H) 6-10, Stahr (NW), Schutt (M), Bills (C), Keagle (M); **LJ**—Lyon (M) 22-8, Flock (H), Howe (NW), Wilkinson (H), Schutt (M); **PV**—Fye (D) 14-0, Kasten (M), Hornig (C), Davis (C), Aurich (C); **SP**—Dietrick (NW) 55-0, Bulling (NW), Markus (NW), Engdahl (M), Riggert (H); **TJ**—Baumert (NW) 46-6, Flock (H), Schutt (M), Bills (C), Meistrick (D).

RELAYS-MILE—Doane 3:25.10, Nebraska Wesleyan, Midland.

New Jersey College Championships

SCORING—Rutgers 94, Princeton 77½, Seton Hall 53, Fairleigh Dickinson-Teaneck 50½, Glassboro State 5, Montclair State 2, St. Peter's 2, Stockton 2, William Paterson 1, Monmouth 0, Rider 0, Trenton State 0, Jersey City State 0.

60—Serrette (FD) 6.32, Moseley (Ru), Rizzi (FD), Wade (SH), Oliver (Ru); **440**—Denman (SH) 49.21, Frimes (Ru), Carty (P), White (Ru), Belin (Ru); **600**—Peynado (SH) 1:12.18, King (SH), McGill (Ru), Hadley (G), Libertelli (P); **880**—Terrer (FD) 1:54.62, Swenson (P), Pluys (Ru), Mair (SH), Fiorentino (Ru); **1000**—Kirkland (Ru) 2:12.06, Challener (P), Mutarelli (Ru), Le Bourne (SH), Greene (FD); **MILE**—Steads (FD) 4:16.01, Amitrami (Ru), Hopkins (Ru), Heimerdinger (P), Mariski (Ru); **2-MILE**—Young (P) 9:22.20, Thomas (P),

Lamm (Ru), Uzwiak (Ru), O'Connell (P); **3-MILE**—Bond (P) 14:19.80, McNulty (Ru), Woods (Ru), Greathouse (FD), Sarnoski (FD); **60-HH**—Modu (P) 7.56, Whitley (Ru), Messam (SH), Donnelly (Ru), Balcerski (SH).

HJ—Monchek (RU) 6-11, Malzbender (P), McBarnette (P), Odell (MS), Crigler (P); **LJ**—Varrin (P) 23-5½, Balcerski (SH), Harrison (FD), Wade (SH), Oliver (Ru); **PV**—Hearn (Ru) 14-8, Cottone (FD), Bartholomae (P) 13-6, Crigler (P), Krueger (Ru); **SP**—Brummeld (FD) 52-6, Bulger (SH), Voda (Ru), McKeen (Ru), Thalasonis (WP); **TJ**—Wade (SH) 50-4¼, Brostrom (P), Edgill (SH), Jarvis (FD), Lee (Ru); **35-LB-WT**—Pelligrini (P) 17.66, Iannuzo (Ru), Padla (Ru), Clarke (FD), Rummell (FD), Bastone (P).

RELAYS-MILE—Seton Hall 3:16.33, Rutgers, Princeton, Stockton, St. Peter's; **2-MILE**—Fairleigh Dickinson 7:49.40, Princeton, Rutgers, Seton Hall, St. Peter's; **DISTANCE MEDLEY**—Rutgers 10:10.40, Princeton, Glassboro State, Fairleigh Dickinson.

New York State College Track and Field Association

SCORING—Fredonia State 78½, Buffalo State 77, Union 71, Colgate 44½, Rensselaer 40, Cortland State 36½, Rochester 35, Brockport State 28, Hamilton 24, Alfred '22, Siena 21, Albany State 19, Binghamton State 17½, Oswego State 15, St. Lawrence 11, Marist 8, Hartwick 7, St. John Fisher 2, Buffalo State 1, Roberts Wesleyan 0, Le Moyne 0.

50—Swanson (C) 5.3, Simpson (BS), Williams (AS), Mouton (OS), Williamson (BS), Dingman (U); **440**—Chute (BS) 51.30, McKinnie (OS), Joyce (F), Guilfoyle (U), McKenzie (CS), Herman (F); **600**—Jordan (BS) 1:13.30, McGowan (Ham), Moore (F), Banker (C), Zbrodsky (RT), Voorhees (SL); **800**—Scheuer (U) 1:53.90, Carrol (F), Nazurek (BS), Millspaugh (Mar), Green (SJ), O'Sullivan (RT); **1000**—Woolston (RT) 2:15.80, Miller (F), Holmes (BS), Vieldkind (U), McAlpine (CS), Mitchell (RPI); **MILE**—Scheuer (U) 4:08.20, Carroll (F), Trainer (Hart), Howard (SL), Woolston (RT), Mathis (AS); **2-MILE**—Fischer (C) 9:20.40, Brenner (F), Rayback (Bing), Cole (Mar), Crouch (CS), Burgess (Ham); **3-MILE**—Dalton (S) 14:28.00, McCormack (BrS), Luther (BS), Little (AS), Haubuer (OS), Fisher (C); **55-HH**—Blum (U) 6.8, Riorden (RT), Nazon (U), Canepa (C), Stagman (U), Gabriel (BU).

HJ—Arahamiam (RPI) 6-8, Preece (BrS), Przybocki (F), Ehring (AS), Martin (F), Deffer (Har); **LJ**—Grant (BrS) 23-4, Alexander (RPI), Charleston (F), Johnson (BS), Burch (BS), Canepa (C); **PV**—Schwan (CS) 14-1½, Scalise (A), Zalucki (U), King (A), Sobel (C), Ruske (Bin); **35-LB WT**—Benoit (A) 47-10, Warena (RPI), Paganello (F), Duval (CS), Piper (RT), Krasinskas (C); **SP**—Visciano (BS) 53-0, Bowers (RPI), Jasinski (Ham), Kearns (RPI), Paganello (F), McCarthy (CS); **TJ**—Chilton (U) 47-9, Therrian (CS), Canepa (C), Barnes (AS), Fredeite (S), Robertson (F).

RELAYS-MILE—Buffalo State (Simpson, Bristol, Jordan, McKinnie) 3:25.90, Fredonia State, Union, Hamilton, St. Lawrence, Rensselaer; **DISTANCE MEDLEY**—Rochester (Woolston, Voke, Rudiger, Doherty) 10:26.90, Siena, Colgate, St. Lawrence, Brockport State, Fredonia State.

North Central Intercollegiate Conference

SCORING—North Dakota State 68, Nebraska-Omaha 56½, South Dakota State 55½, South Dakota 27, Augustana (South Dakota) 26, North Dakota 7, Morningstar 0.

60—Blakley (NDS) 7.01, Donnalley (NDS), Fetter (ND), Briessen (NO), Joseph (NDS); **200**—Donnalley (NDS) 22.36, Schneider (SDS), Duncumbe (SD), Tucker (ND), Blakley (NDS); **400**—Isler (SDS) 49.75, Haydenluck (SD), Hodenfield (NDS), Haines (SDS), Kellerman (NDS); **600**—Purdy (NO) 1:21.62, Butler (A), Linstrom (SDS), Hoff (NDS), Reckmeyer (SDS); **800**—Whities (A) 1:53.07, Swank (NDS), O'Brien (SD), Sand (SD), Swanhorst (SDS); **1000**—Paal (NDS) 2:28.67, Gross (SDS), Hodgens (NO), Jones (NO), Hoaby (NDS); **1500**—Bacon (NDS) 3:49.02, O'Brien (SD), Bills (SDS), Krieg (NDS), Brandt (SDS); **3000**—Bills (SDS) 8:28.02, Brandt (SDS), Sheldon (SDS), Colon (SD), Krieg (NDS); **60-HH**—Skaar (NDS) 8.24, Butler (A), Bakke (SDS), Kelley (NO), Jordan (ND).

HJ—Briessen (NO) 6-8, Holbeck (SDS), Johnson (A), Hogan (SDS), Bice (NO); **LJ**—Armitage (NO) 23-5½, Briessen (NO), Siegman (SD), Willey (SD), Donnalley (NDS); **PV**—Huseby (NDS) 15-0, Miller (NO), Docken (NDS), Connor (NO), Shea (SDS), Geist (NO); **SP**—Lukens (A) 54-7½, Nielsen (SD), Martin (NO), Hoffer (SDS), Rausch (NDS); **TJ**—Armitage (NO) 49-1¼, Cobbs (NO), Bice (NO), Shea (SDS), Campbell (NDS).

RELAYS-MILE—North Dakota State (Donnalley, Skaar, Kellerman, Hodenfield) 3:21.03, South Dakota State, Augustana (South Dakota), Nebraska-Omaha, North Dakota.

Northern Intercollegiate Conference

SCORING—Moorhead State 194, Mankato State 165, St. Cloud State 51, Minnesota-Duluth 34, Northern State 19, Bemidji State 14, Winona State 13, Michigan Tech 3, Southwest State 0.

55—Kloss (Moor) 6.48, Bodom (Moor), Wright (WS), Ritter (Man), Selloman (Man), Anderson (Moor); **300**—Kloss (Moor) 37.51, Peterson (MD), Peterson (Man), Anderson (Moor); **400**—Kjolsing (Man) 51.36, Taylor (MD), Thomas (Moor), Knudson (Man), Lewis (SC), Emmanuel (WS); **500**—Vortherms (Man) 1:06.93, Beeson (Moor), Fox (Moor), Schwinghammer (SC), Grothe (SC), Lund (SC); **800**—Fay (Moor) 1:56.23, Johnson (BS), Gross (SC), Strop (MD), Perry (MT), Emmans (Man); **1000**—Beeson (Moor) 2:33.17, Wieker (Man), Wester (Moor), Barnaby (MD), Strueck (BS), Keller (Man); **1500**—Anderson (Man) 3:58.47, Wieker (Man), Neiman (Moor), Pagel (SC), Graham (Moor), Shively (Man); **3000**—Brown (Man) 8:34.94, Skalsky (Man), Schiller (WS), Anderson (Man), Krueger (SC), Graham (Moor); **55-HH**—Tucker (Moor) 7.72, Ritter (Man), Sandor (Man), Frank (Man), Salzwedel (Moor), Schulz (SC); **55-IH**—Ritter (Man) 7.39, Tucker (Moor), Sandor (Man), Schulz (SC), Roth (MD), Gross (SC) and Biehl (SC).

HJ—Bergstrom (Moor) 6-10, Parkers (NS), Anderson (Man), Neumann (SC), Bowden (Moor), Ott (MT); **LJ**—Basuto (Moor) 23-4, Neubauer (SC), Garrels (Man), Bologna (Moor), Myhre (Moor), Kjolsing (Man); **PV**—Novak (Man) 15-7½, Smith (Moor), Robley (Moor), Garman (Man), Church (Moor), Fisher (SC); **SP**—Buffington (NS) 50-10¼, Paulsen (Moor), Anderson (Moor), Kelly (SC), Hand (Man), Dirkes (SC); **TJ**—Tucker (Moor) 45-4, McClelland (Moor), Wilson (Man), Neubauer (SC), Taylor (MD), Wirt (SC).

RELAYS-MILE—Mankato State (Kjolsing, Emmans, Vortherms, Knudson) 3:28.83, Moorhead State, Minnesota-Duluth, St. Cloud State, Bemidji State, Northern

Ohio Athletic Conference

SCORING—Baldwin-Wallace 123¼, Ohio Wesleyan 102½, Mount Union 87, Otterbein 80, Ohio Northern 42, Wittenberg 21, Denison 15¼, Muskingum 12, Oberlin 10, Marietta 1, Wooster 1, Capital 0, Heidelberg 0, Kenyon 0.

60—McKinley (B) 6.52, Matak (Mt), Warfield (ON), Litten (B), Johnson (OW), Boy (Ma); **300**—Titus (OW) 32.5, Hamilton (OW), Rader (Ot), Smith (Ot), Gavin (Wi), Charlillo (Mt); **440**—Smith (Ot) 50.0, Rissell (OW), Skelly (B), Titus (OW), Woodruff (Ot), Edwards (Mt); **600**—McDowell (B) 1:14.80, Amari (B), McKenzie (Ot), Reece (OW), Kile (ON), Curry (OW); **800**—Portune (Ob) 2:00.20, Hartzell (B), Knopp (OW), McIntyre (Mt), Van Cleave (Ot), V. Smith (Mt); **1000**—Van Cleave (Ot) 2:19.50, Dawson (B), Smith (Mt), Saxton (OW), Roseberry (Ot), Chmelik (ON); **MILE**—Becraft (ON) 4:14.30, Landin (Mt), Timmons (OW), McIntyre (Mt), Rose (Ot), Fedyski (B); **2-MILE**—Becraft (ON) 9:11.20, Dotson (Mt), McCaslin (OW), Quirarte (B), Timmons (OW), Hadley (Wi); **60-HH**—Gavin (Wi) 7.5, Skoczen (B), Hearn (OW), Bell (Mu), Paschke (B), Edwards (Mt).

HJ—Hearn (OW) 6-8, Fowler (B), Thomas (B), Jones (D), Evans (Mt), Baker (OW); **LJ**—McKinley (B) 22-6¼, John (Mt), O'Brien (Mt), Skelly (B), Dunnett (Mu), Fowler (B); **PV**—Green (ON) 13-6, Stone (OW), Reid (D), Groseclose (Ot), Freidlein (OW), Haller (OW); **SP**—Puckett (Ot) 49-3½, McCombs (Ot), Manley (Mu), Loker (B), Gilliam (Wi), Kramer (ON); **TJ**—John (Mt) 48-1¼, O'Brien (Mt), Herbst (Wi), McKinley (B), Evans (Mt), Henderson (ON).

RELAYS-800—Baldwin-Wallace (Willis, Litten, Skelly, Orr) 1:31.80, Ohio Wesleyan, Mount Union, Otterbein, Denison, Ohio Northern; **MILE**—Otterbein (Rader, Woodruff, McKenzie, Smith) 3:27.10, Baldwin-Wallace, Ohio Wesleyan, Mount Union, Denison, Wooster.

1980 Meet: March 7-8, Ohio Wesleyan University, Delaware, Ohio

Ohio Valley Conference

SCORING—Middle Tennessee State 127½, Western Kentucky 122, Murray State 116, Eastern Kentucky 73, Morehead State 46½, Austin Peay 36, Tennessee Tech 5.

60—Wingo (WK) 6.0, Moody (AP), Parrish (EK), Brown (MuS), Cornelius (MuS), Washington (MoS); **440**—Stegall (Mts) 47.4, Washington (MoS), Cooper (Mts), Davidson (TT), Bridges (EK), Wallace (AP); **600**—Musgrove (Mts) 1:10.30, Burton (MoS), Douglas (WK), Brock (Mts), Crawley (MuS), Finley (AP); **800**—Johnston (MuS) 1:54.20, Chimes (MuS), O'Loughlin (Mts), Pigg (EK), O'Meally (MuS), Fugua (AP); **1000**—Rafferty (MuS) 2:12.00, Becht (WK), Warren (MuS), Giblin (EK), Perry (Mts), Morgan (EK); **MILE**—Warren (MuS) 4:03.30, Cuzzort (WK), Ahmen (AP), Becht (WK), Odlin (MuS), Morgan

(EK); **2-MILE**—Cuzzort (WK) 8:38.70, Charleston (MuS), Murphy (WK), Bowman (MoS), Gosney (MoS), Noel (EK); **3-MILE**—Odlin (MuS) 13:26.60, Long (WK), Groves (WK), Bonk (EK), Bedard (AP), Strobach (EK); **60-HH**—Thomas (MT) 7.5, Burton (EK), Douglas (WK), Lebre (MoS), Wilson (WK), Kawa (MoS).

HJ—Leitmayer (MuS) 6-11, Crump (MTS), Kidd (MTS), Lester (AP), Parmley (MoS), Durrant (WK); **LJ**—Artis (MTS) 25-3/4, DoDoo (MTS), Killebrew (WK), Cornelius (MuS), Burton (EK), Faye (MTS); **PV**—Freeman (WK) 15-9, Zimmerman (AP), Cleveland (MTS), Fortou (MuS), Hale (MTS), Richards (MuS); **SP**—Chambul (WK) 16.6, Graham (EK), Dows (EK), Foster (EK), Gardner (MoS), Demps (TT); **TJ**—DoDoo (MTS) 52-3/4, Goodwin (EK), Artis (MTS), Howard (AP), Burton (EK), Killebrew (WK).

RELAYS-MILE—Middle Tennessee State (Cooper, Robinson, Musgrove, Stegall) 3:15.00, Western Kentucky, Morehead State, Murray State, Austin Peay, Eastern Kentucky; **2-MILE**—Murray State (Johnston, O'Meally, Chimes, Rafferty) 7:45.00, Eastern Kentucky, Middle Tennessee State, Western Kentucky, Morehead State, Austin Peay; **DISTANCE MEDLEY**—Murray State (Warren, Crawley, Rafferty, Charleston) 9:49.20, Western Kentucky, Middle Tennessee State, Morehead State, Eastern Kentucky.

Old Dominion Athletic Conference

SCORING—Bridgewater 78, Lynchburg 70, Washington & Lee 36, Emory & Henry 32, Roanoke 21.

60—Crockett (E&H) 6.6, Norberg (W&L), Younger (B), Leiser (W&L), Nonakes (E&H); **440**—Norberg (W&L) 51.50, Stroop (L), Blankenship (E&H), Gzell (R), Gibson (L); **880**—Brady (L) 2:02.90, Gzell (R), Daniel (W&L), Smith (L), Moore (B); **MILE**—Brady (L) 4:27.30, Crouse (B), Delinger (B), Edmonds (L), Taylor (L); **2-MILE**—Crouse (B) 9:47.20, Delinger (B), Surret (B), Edmonds (L), Metts (B); **60-HH**—Stroop (L) 7.9, Younger (B), Freeman (L), Beach (B), Rector (W&L).

HJ—Harrison (B) 6-4, Arey (B), Nelms (R), Shelton (E&H), Rector (W&L); **LJ**—Harrison (B) 21-8 1/2, Freeman (L), Hall (L), Stroop (L), Diamond (R); **PV**—Freeman (L) 13-6, Kent (B), Ford (L), Piccol (R), Campbell (W&L); **35-LB WT**—Freland (B) 42-5, Dunlay (W&L), Tenan (L), Fitzgerald (B), Mrlk (W&L); **SP**—Scott (E&H) 47-8 1/2, Hurley (E&H), Baker (B), Blevins (E&H), Dunlay (W&L); **TJ**—Harrison (B), Strosneider (B), Earp (E&H), Crank (L), Gilford (B).

RELAYS-440—Lynchburg (Gibson, Edmonds, Freeman, Stroop) 45.90, Washington & Lee, Emory & Henry, Bridgewater; **MILE**—Washington & Lee (Norberg, Atkinson, Calkins, Cordell) 3:43.90, Lynchburg, Bridgewater, Emory & Henry; **2-MILE**—Roanoke (Norman, Gzell, Surret, Geisen) 8:28.01, Lynchburg, Bridgewater, Washington & Lee.

Southeastern Conference

SCORING—Auburn 137 1/2, Tennessee 106, Alabama 71, Louisiana State 63 1/2, Florida 34, Georgia 33, Mississippi State 29, Kentucky 21.

60—Glance (Au) 6.26, Lattany (G), Easley (Au), Miller (T), Coley (LS), Wilson (T); **440**—Scott (LS) 48.22, Blair (T), Walker (Au), Strother (Au), Campbell (G), Stringfellow (MS); **600**—Coombs (Al), Hill (LS), Gray (F), Barlow (T), Morgan (T); **880**—Franklin (Au) 1:53.34, Abston (Au), King (MS), James (T), Roussel (LS), Stewart (A); **1000**—Hicks (Au) 2:10.49, Ackerman (K), Wadler (T), Lett (MS), Soloman (T), Tuttle (Au); **MILE**—Young (T) 4:05.99, Graves (Au), Quigley (LS), McCray (G), Tuttle (Au), Bishop (Al); **2-MILE**—Graves (Au) 8:49.78, Vega (T), Rudenbaugh (K), Quigley (LS), Dobbins (LS), Wilson (Al); **3-MILE**—Davey (T) 13:36.49, Hill (Al), Nenow (K), O'Keefe (Au), Bramer (F), Dunaway (Au); **60-HH**—Walker (Au) 7.29, McDaniel (LS), James (T), Richard (G), Bruce (Au).

HJ—Pringle (F) 7-1, Woodard (Al), Wise (Al), Palles (MS), Valentine (Au), Mays (K); **LJ**—Glance (Au) 25-7 1/2, Easley (Au), Simmons (G), Jordan (T), Holmes (T), McCain (LS); **PV**—Wodder (T) 16-0.2, West (Al), Duhon (LS), Bradley (F), Chambers (Au), Troxclair (LS); **SP**—Luckie (F) 62-0 1/2, Will (Au), Buchanan (Al), Maciejczyk (LS), Marshall (LS), Rosen (T); **TJ**—Jordan (T) 52-10 1/4, Peters (Al), Easley (Au), Brown (G), Wynn (Al), Franklin (A).

RELAYS-MILE—Alabama 3:16.26, Mississippi State, Louisiana State, Tennessee, Florida; **2-MILE**—Tennessee 7:32.52, Auburn, Mississippi State, Georgia, Alabama, Louisiana State, Florida.

Southern Conference

SCORING—Virginia Military 173, East Tennessee State 161, Appalachian State 90,

Marshall 55, Citadel 36, Furman 28, Western Carolina 9, Tennessee-Chattanooga 4, Davidson 1.

60—Halstead (ETS) 6.43, McNeal (VMI), McCorkle (AS), Browning (ETS), Washington (VMI), Armstead (VMI); **440**—Jordan (AS) 47.69, Watts (VMI), Judge (VMI), Locke (ETS), Davis (ETS), Beasley (AS); **600**—Williams (VMI) 1:12.32, Brown (ETS), Stuckland (VMI), Sanders (AS), Sessler (L), David (VMI); **880**—Soruton (ETS) 1:52.25, Koon (M), Keys (VMI), Caudle (ETS), Blankenship (M), Caton (AS); **1000**—Weatherwax (VMI) 2:12.45, Henderson (AS), Branson (ETS), Shannon (ETS), Dotson (M), Demers (C); **MILE**—Henderson (AS), Branson (ETS), Leek (ETS), Turpin (ETS), Shannon (ETS), Kenny (ETS), Weatherwax (VMI) 4:08.01, Leek (ETS), Turpin (ETS), Shannon (ETS), Dixon (ETS), Carroll (ETS), Branson (ETS); **2-MILE**—Kenny (ETS) 9:11.07, Leek (ETS), Dixon (ETS), Carroll (ETS), Turpin (ETS), Hale (F); **3-MILE**—Leek (ETS) 13:46.93, Dixon (ETS), Carroll (ETS), Nutter (M), Kenny (ETS), Cohen (AS); **60-HH**—Bridges (VMI) 7.51, Grimes (VMI), Scott (C), Black (AS), Washington (VMI).

HJ—Jacobs (C) 6-10, Orcutt (F), Terry (AS), Fritz (T-C), D. Davis (VMI), C. Davis (M); **LJ**—Grimes (VMI) 24-10 1/4, Scott (VMI), McGill (WC), Mitchell (AS), Horton (ETS), Porter (AS); **PV**—Ward (A) 15-6, Thompson (M), Wittendorf (M), Burke (C), Casale (AS), Campen (C); **SP**—Johns (M) 55-0 1/4, Tocci (C), Keeter (AS), Cebula (M), Cunningham (AS), Martin (WC); **35-LB WT**—McCarthy (VMI) 47-8 1/2, Lott (F), Saunders (M), Sordian (C), Samuels (AS), Belcher (VMI); **TJ**—Scott (VMI) 51-3, Perry (VMI), Grimes (VMI), Davis (ETS), Williams (VMI), Mitchell (AS).

RELAYS-MILE—Virginia Military (Washington, Williams, Bridges, Watts) 3:14.91, Appalachian State, East Tennessee State, Furman, Marshall, Citadel; **2-MILE**—East Tennessee State (Turpin, Shannon, Caudell, Scruton) 7:41.30, Virginia Military, Marshall, Appalachian State, Furman, Western Carolina; **DISTANCE MEDLEY**—East Tennessee State (Caudell, Davis, Turpin, Leek) 9:57.80, Appalachian State, Furman, Virginia Military, Western Carolina, Citadel.

1980 Meet: February 22-23, East Tennessee State, Johnson City, Tennessee

Southwest Conference

SCORING—Arkansas 92, Houston 71, Texas A&M 62, Baylor 61, Texas 59, Southern Methodist 46, Rice 35, Texas Christian 16, Texas Tech 16.

60—Dickey (A&M) 6.16; Edwards (H), Tate (T), Johnson (T), Mouton (R), Pucek (R); **440**—Mitchell (A) 49.24, Kerr (A&M), Weber (SM), Burkhalter (B), Schnelle (R), Bell (A); **600**—Maves (TT) 1:39.69, Clarke (B), Long (A); **880**—Stephans (A) 1:52.69, Bryan (SM), Hamilton (T), Hymon (H), Leopard (TT), Glass (A&M); **1000**—Harbour (B) 2:09.53, Gingrich (R), Talliaferro (T), Camian (A), Vogt (A&M), Cardinal (SM); **MILE**—Clark (A) 4:08.25, Ruud (B), Herbert (SM), McCormick (TT), Speranza (H), Gericke (A&M); **3-MILE**—Muggleton (A) 13:45.34, Marino (SM), Anderson (A), Novelli (R), Convoay (A), Foster (T); **60-HH**—Wheatfall (T) 7.40, King (R), Whigham (A), Matthews (TC), Opubar (TC); Bean (B).

HJ—Kastl (A) 7-2; Howard (A&M), Wimberly (B), Pennington (B), Shoppe (TC), Sunstrum (TC); **LJ**—Turner (H) 24-5, Perry (SM) Opubar (TC), Brown (T), Jamerson (A&M), Herbst (H); **PV**—Hall (A&M) 16-6, Dames (H), Ruelhe (A&M), Shaw (H), Lankford (H), Feik (A); **SP**—Baughman (H) 59-10 1/2, Robinson (T) 58-11, Scott (A&M), Waldman (SM), Gray (A), Ross (SM).

RELAYS-MILE—Baylor (Vaughn, Burkhalter, Fisher, Clarke) 3:15.67, Texas A&M, Houston, Texas, Rice, Texas Christian; **2-MILE**—Arkansas (Gaynor, O'Mara, Camian, Clark) 7:39.69, Texas, Baylor, Southern Methodist, Rice, Houston; **DISTANCE MEDLEY**—Arkansas (Muggleton, Perron, Anderson, Clark) 9:59.77, Houston, Rice, Baylor, Texas, Texas A&M.

Southwestern Athletic Conference

SCORING—Texas Southern 117, Jackson State 108, Southern 83, Mississippi Valley State 80, Prairie View A&M 44, Grambling State 16, Alcorn State 11.

60—I. Johnson (JS) 5.92, F. Johnson (MVS), DeJohnette (A), Pickins (MVS), Williams (TS), Trott (JS); **440**—Johnson (S) 50.29, Vaughn (JS), August (S), Taylor (TS), Scott (PV), O'Brien (JS); **600**—Perry (TS) 1:11.38, Cummings (S), Johnson (PV), Jackson (JS), Phillips (JS), Isaac (S); **880**—White (PV) 1:52.28, Watson (JS), Sarks (TS), Wright (TS), Barnes (JS), Wilson (JS); **1000**—Watson (JS) 2:11.24, White (PV), Sanders (MVS), Green (TS), (PV), Isaac (JS); **MILE**—Sanders (MVS) 4:21.09, Green (TS), Ward (TS), Harris Hickey (TS), Ward (TS); **2-MILE**—Green (TS) 9:33.68, Miles (PV), Sanders (MVS), (GS), Hickey (TS), Roberts (PV); **3-MILE**—Green (TS) 13:46.93, Miles (PV), Sanders (MVS), Jones (S), McArthur (S), Appoy (JS), Ward (TS); **60-HH**—Fordham (S) 7.01, Booker (MVS),

Williams (JS), Griffin (JS), LaDay (S), Kennedy (TS).

HJ—Daryl (MVS) 6-8, Champion (S), Dickerson (PV); **LJ**—Trott (JS) 24-½, Courville (TS), Davis (G), Ricketts (TS), Barbridge (MVS), Griffin (JS); **PV**—Griffin (JS) 13-0, Mayes (S), Glover (PV), Mitchell (MVS); **SP**—Lundy (TS) 53-7, Stroman (TS), Lolis (MVS), Syas (S), Johnson (TS), Reed (JS); **TJ**—Brimmer (JS) 49-9/4, Courville (TS), Perkins (JS), Davis (G), Coker (S), Bradley (JS).

Virginia State Championships

SCORING—Virginia Military 65, Virginia Tech 58, Virginia 45, Richmond 27, William & Mary 27, James Madison 12, Hampton Institute 11, Virginia State 10½, George Mason 8, Liberty Baptist 0, Roanoke 0.

55—Scott (VT) 6.1, White (VS), Ray (VS), Whitehead (H), Washington (VMI); **400**—Watts (VMI) 49.60, West (H), Pinno (R), Williams (V), Keroack (W&M), Turner (VS), Ruffin (H); **500**—Williams 1:05.70, Ruth (V), Keroack (W&M), Turner (VS), Ruffin (H); **800**—Ackenbon (VT) 1:51.30, Kimaldel (R) **1000**—Canty (V) 2:25.50, Bitok (R), Weatherwax (VMI), Goode (VT), Dye (W&M); **1500**—Weatherwax (VMI) 3:51.50, Bitok (R), Hagon (W&M), Rothchild (W&M), Shipp (GM); **3000**—Barnes (VT) 8:26.90, Stafford (GM), Wimberly (GM), Ellington (W&M), Rothchild (W&M); **5000**—Tuwei (R) 14:26.80, Shields (W&M), Collon (V), Mountain (VT), White (VT); **55-HH**—Lewis (VT) 7.2, Bridges (VMI), Washington (VMI), Grimes (VMI), Pinckney (VS).

HJ—Glover (JM) 6-10, Lowery (VS), Johnson (VS), Pirtle (V), Bradley (VT); **LJ**—Grimes (VMI) 24-3/4, Scott (VMI), Anderman (V), Onwuli (JM), Horne (VMI); **PV**—Phillips (VT), Cabiness (V), Zarwa (W&M), Lytle (VT), Donnelly (VT); **35 LB WT**—Sulik (VT) 50-5, O'Conner (VT), Vincenzes (V), Gooch (R), McCarthy (VMI); **SP**—Stuart (W&M) 54-1½, Steranko (VT), Taylor (V), Garst (JM), Vincenzes (V); **TJ**—Perry (VMI) 51-4/4, Scott (VMI), Grimes (VMI), Smith (V), Ogouli (JM).

RELAYS-1600—Virginia Military (Washington, Judge, Bridges, Watts) 3:19.90, Hampton Institute, Virginia, Virginia State, James Madison; **3200**—Virginia (Brown, Gallbraith, Jones, Canty) 7:42.40, Virginia Tech, William & Mary, Richmond, Virginia Military.

Western Athletic Conference

SCORING—Texas-El Paso 177, Brigham Young 131, New Mexico 70, Wyoming 60, Colorado State 56, Utah 53, San Diego State 10.

60—Deal (UTEP) 6.10, Hill (CS), Jackson (BY), Evans (NM), Knop (NM), Kirkwood (BY); **440**—Taruru (W) 48.96, Jackson (BY), Kimiayo (NM), Williams (W), Evans (NM), Knop (NM); **600**—Taruru (W) 1:10.64, Hamblin (BY), Giron (NM), May (W), Nelson (CS), Ericson (BY); **880**—Lemashon (UTEP) 1:50.55, Boogman (UTEP), Hamblin (BY), Ongwae (NM), Szwed (U), Moreno (BY); **1000**—Ongaga (UTEP) 2:10.25, Miranda (CS), Pidilla (BY), Moreno (BY), Turner (W), Clarkson (U); **MILE**—Nyambui (UTEP) 4:02.36, Sinclair (CS), Koskie (NM), Woods (BY), Nzau (W), Segerfeldt (NM); **2-MILE**—Nyambui (UTEP) 8:37.08, Musyoki (UTEP), Kilili (W), Hart (BY), Sinclair (CS), Koskie (NM); **3-MILE**—Musyoki (UTEP) 13:21.24, Hart (BY), Kilili (W), Sirma (UTEP), Nzau (W), Kamau (W); **60-HH**—Kimiayo (NM) 7:35, Jones (BY), Echavarría (BY), Herbison (BY), Uthe (CS), Giron (NM).

HJ—Hill (UTEP) 7-1, Nielson (BY), Brock (U), Jensen (BY), Shields (BY), Daniels (U); **LJ**—Laniyan (UTEP) 24-3/4, Skogerboe (CS), Daniels (U), Steiner (BY), Collado (NM), Steno (U), **PV**—Halverson (SDS) 17-0, Debevetz (U), Steele (UTEP), Vahlstrom (UTEP), Eklund (W), Kendrick (NM); **SP**—Walvik (UTEP) 60-4½, Scott (UTEP), Jonsson (BY), Kuusela (BY), Kasper (U), Wollerman (CS); **35-LB WT**—Olsen (UTEP) 65-0, Sjöholm (UTEP), Duffala (CS), Svensson (BY), Kuusela (BY), Burns (UTEP), Eaton (CS), Meter (W); **TJ**—Laniyan (UTEP) 51-2½, Scott (U), Goodman (NM), Gonia (U), Skogerboe (CS), Stene (U).

RELAYS-MILE—New Mexico (Kimiayo, Evans, Knop, Ongwae) 3:17.36, Wyoming, Brigham Young, Utah, Colorado State; **2-MILE**—Texas-El Paso (Tomisato, Rotich, Boogman, Lemashon) 7:34.04, Brigham Young, Colorado State, Utah, New Mexico, Wyoming; **DISTANCE MEDLEY**—Texas-El Paso (Boogman, Mayuku, Lemashon, Nyambui) 9:43.36, Brigham Young, New Mexico, Utah, Wyoming, Colorado State.

Wisconsin State University Conference

SCORING—LaCrosse 132½, Whitewater 101½, Stevens Point 94, Oshkosh 82, Eau Claire 78, River Falls 33, Stout 26, Superior 6, Platteville 5.

60—Rabb (LC) 6.6, Thomas (O), Stepp (W), VyVyan (EC), Kanters (W), Bork (SP); **300**—Bork (SP) 32.1, Nickasch (LC), Stepp (W), French (O), Hinke (EC), McKinnon (LC); **440**—French (O) 51.00, Hoef (EC), Purvis (O), Bork (SP), Weisse (LC), King (W); **600**—Krucoski (W) 1:13.90, Wilkinson (O), Ippolito (EC), Bodette (S), Ingold (LC), Ellis (SP), Pomeroy (O); **1000**—Buntman (SP) 2:15.20, Spiegelberg (EC), Copperud (LC), LaValley (Su), Scott (LC), Ellis (SP); **MILE**—Ingold (LC) 4:19.10, Christiansen (O), Johnson (SP), Henseler (O), O'Donnell (RF), Kellogg (SP); **2-MILE**—Hahn (LC) 9:12.90, Miller (LC), Rogala (LC), Johnson (SP), Henseler (O), Stintzi (EC); **60-HH**—Young (W) 7.6, Ales (RF), Osterman (LC), Sapa (SP), Plummer (W), Lammers (SP); **220-IH**—Young (W); **24.90**, Sapa (SP), Plummer (W), Larson (LC), Fudge (O), tie Weisse (LC) and Yoss (W); **2-MILE WALK**—Ellis (SP) 14:31.70, Byers (EC), Meltz (O), McMillian (LC), Bachman (SP), Kordus (RF).

HJ—Beckel (RF) 6-10, Iselin (St), Derus (EC), Bodin (W), Ruhland (LC), Allan (O); **LJ**—Hancock (EC) 23-2¾, Wetzsteon (LC), Pittman (LC), Rabideau (W), Johnson (W), Mueller (O); **PV**—Plummer (W) 15-0, Cook (EC), Lee (St), Kelly (LC), Kieffer (LC), Nelson (Su); **SP**—Overgard (St) 51-11¼, Knaust (W), Albrecht (W), Kirking (LC), Miller (RF), Helein (O); **TJ**—Watson (W) 45-5¾, Beckel (RF), Smith (O), Check (P), Wetzsteon (LC), Hancock (EC).

RELAYS—880—LaCrosse (Sitte, Rabb, Wetzsteon, Nickasch) 1:33.00, Stevens Point, Eau Claire, Oshkosh, Stout, Platteville; **MILE**—Oshkosh (Moreau, Purvis, Wilkinson, French) 3:29.00, Stevens Point, LaCrosse, Whitewater, Eau Claire, Superior.

New Mexico JC wins NJCAA title

by George E. Killian

Executive Director, National Junior College Athletic Association

New Mexico Junior College of Hobbs, New Mexico, won the 1979 NJCAA Track and Field Championships at Eugene, Oregon, the site of the 39th running of the event. Phoenix College was the runner-up.

Defending team champion Essex County College of Newark, New Jersey, provided the meet's most valuable athlete—Solomon Chebor, who won the 3000-meter steeplechase with a national junior college record of 8:38.4 and the 5,000 meters in 14:19.34.

New Mexico JC athletes placed first in two events—Julius Ogaro in the 10,000 with 30:07.55 and Howard Stuart in the shot put with 54-5½—and second in one to win the meet with 59 points. Phoenix was second with 41.

39th NJCAA Championships

SCORING—New Mexico 59, Phoenix 41, Essex County 38, Mesa 36, South Plains 36, Odessa 35, Ricks 33, Eastern Oklahoma 32, Seminole 29, Vincennes 24, Southern Idaho 21, Lane 20, Garden City 16, Hagerstown 16, Jackson 14, Southwestern Michigan 14, Butler County 13, Central Arizona 12, Forest Park 11, Parkland 11, Miami-Dade North 11, Bishop 10, Barton County 10, Jefferson State 10, Pima 10, Ranger 9, Miami-Dade South 9, DuPage 6, San Jacinto 6, Cloud County 4, Clackamas 4, Joliet 4, SUNY Farmingdale 4, Linn-Benton 3½, Meramec 3½, Glendale 3, Hutchinson 3, Blinn 2, Gloucester 2, Golden Valley Lutheran 2, Mississippi Gulf Coast 2.

100—King (JS) 10.1, Okodogbe (P), Phillips (V), Levarty (CA), Bridges (S), Thompson (FP); **200**—Phillips (V) 20.6, Levarty (CA), Newson (MDN), Taylor (S), Martin (O), Simons (SI); **400**—Simons (SI) 45.91, McDonald (P), Jones (M), Wright (GC), Taitt (EC), Curry (Ha); **800**—Alves (B) 1:50.1, Cheron (EC), Ezeigbo (P), Lessig (M), Shaffer (Hu), Kemp (MDN); **1500**—Finnestad (SWM) 3:53.76, Sigman (M), Futch (S), Mayo (L), Perrone (G), Feyereisen (GV); **5000**—Chebor (EC) 14:19.34, Correa (SI), Ogaro (NM), Peterson (SUF), Burrows (GC), Flores (NM); **10,000**—Ogaro (NM) 30:07.55, Magness (L), Flores (NM), Caldwell (S), Correa (SI), Shirley (R); **110-HH**—Martin (O) 14.03, Fellows (BC), Roman (NM), Sikes (J), Johnson (G), Gatewood (EO); **400-H**—Gatewood (EO) 51.64, Hashem (V), Barth (P), Fellows (BC), Nettles (SP), Patrick (P); **3000-M STEEPLE**—Chebor (EC) 8:38.4, Cheong (EC), Ogaro (NM), Higdon (SWM), Shirley (R), Eastman (S).

HJ—Light (BC) 7-0, DeVries (NM), Coalson (O), Sokolowski (DP), K. Trost (GVL), D. Trost (GVL), Foreman (DP), Terrie (Cu); **LJ**—Brown (J) 25-1¼, Sutton (SP), Bridges (S), McClure (MDN), Barrett (NM), Spry (O); **PV**—Johnson (R) 16-0, Raper (EO), Flowers (NM), Bright (LB), Anicker (LB), Zawislak (M), Buchholz (M); **SP**—Stuart (NM) 54-5½, Brewer (SP), Favrow (GC), Brown (O), Jones (CC), Boone (G); **DISC**—Rose (SP) 165-8, Spurlock (SP), Brown (O), Favrow (GC), Jones (CC), Buerkle (P); **JAV**—Darling (R) 248-11, Wolf (L), Saari (R), Murphy (Cl), Coskrey (O), Thacker (BC); **TJ**—McNair (FP) 50-3¼, Cheriuyot (R), Thompson (EO), Herring (J), Branham (P), Graham (H).

RELAYS-400—Phoenix 40.76, Mesa, Seminole, Odessa, Mississippi Gulf Coast, Ranger; **1600**—Hagerstown 3:11.03, Eastern Oklahoma, Phoenix, Parkland, Blinn, Odessa.

Long Beach steals a close one

Prepared by Bob Covey
Track Coach, Bakersfield College

Andre Phillips of San Jose City College won three events and placed fourth in another in the California Community College Championships in Bakersfield, winning honors as the outstanding male athlete of the meet on the way. But his feat wasn't quite enough to give San Jose the championship title, as the Jaguars were nipped by Long Beach City College, 87 to 84½.

Long Beach placed first in two events and second in four. Phillips won the 110 high hurdles and the 400 intermediate hurdles and helped the mile relay team place second and the 440 relay team take first.

California CC Championships

SCORING—Long Beach 87, San Jose 84½, Grossmont 50, Bakersfield 28, Pasadena 28, Mt. San Antonio 22, Chabot 22, Santa Rosa 21, Fresno City 19, Fullerton 14, Santa Barbara 14, Sierra 14, Foothill 12, San Mateo 12, Alameda 11½, San Diego Mesa 10, Skyline 10, Glendale 9, American River 9, Butte 8, Los Angeles Harbor 8, Monterey Peninsula 8, Orange Coast 8, San Bernardino 8, Hartnell 6, Desert 6, Modesto 6, Sequoias 6, Merced 5, San Diego City 5, San Bernardino 8, Hartnell 6, Desert 6, Modesto 6, Sequoias 6, Merced 5, San Diego City 5, Citrus 4, Consumnes River 4, Cypress 4, Hancock 4, Contra Costa 2, El Camino 2, Santa Ana 2, Santa Monica 2, West Valley 2, Canyons 1, Compton 1, De Anza 1, Los Medanos 1, Southwestern 1.

100—Jackson (SJ) 10.49, Illorson (B), Foster (SJ), Johnson (LB), Miller (P), Trask (H); **200**—Jackson (SJ) 20.72, Illorson (B), Williams (LB), Trask (H), Johnson (LB), Scott (F); **400**—Goldston (MS) 45.78, Williams (LB), Whitlock (SR), Ngetich (F), Caesar (LB), Croft (LM); **800**—Sallaz (C) 1:50.14, Wang (SB), Holcombe (SJ), Gonzalez (Seq), Gray (SM), Hardwick (LB); **1500**—Ortiz (Gr) 3:45.76, Sup (MP), Sallaz (C), Navarro (Sie), Huff (H), Porter (C); **5000**—Hitchcock (Sie) 14:22.70, Ortiz (Gr), Holmes (M), Dahl (C), Huff (H), Maxwell (AR); **10,000**—Perez (SDM) 29:52.0, Rose (Gr), Sechrist (SJ), Rios (LB), Graves (WV), Gibson (Gl); **110-HH**—Phillips (SJ) 14.32, Gilbert (SB), Robinson (LB), Dixon (F), Patterson (CC), Carmichael (SJ); **400-H**—Phillips (SJ) 50.8, Marjama (B), Richardson (P), Johnson (SD), Stryker (SR), Grubbs (P); **3000-M STEEPLE**—Rios (LB) 9:01.1, Lewis (Gl), Dyer (WV), Lusitana (Gr), Carroll (Gr), Parks (SW).

HJ—Nordquist (F) 7-0¼, Sanders (LB), Smith (P), Edwards (M), Wyrick (SJ), Myers (A); **LJ**—Williams (LB) 24-4¼, Wilhite (AR), Alexander (FC), Zawinul (P), Pitts (SA), Cres (SD); **PV**—Newton (Gr) 16-6, Sidler (OC), Kenworthy (Gr), Binau (SJ), Johnson (EC), McAleP-ander (D); **SP**—Vorhees (SR) 58-2, Smith (SM), Scarbrough (P), Fuchs (P), Larson (B), McKee (SJ); **DISC**—Kovar (B) 167-11, Bennett (F), Reid (C), Mondello (F), Gauthier (R), Goode (SJ); **JAV**—Roller (S) 221-2, Van Weise (LAH), Romero (D), Rider (SM), Singh (Seq), Hurtubise (SR); **TJ**—Bates (A) 52-4¼, Williams (LB), Gilbert (SB), Alston (F), Sanders (CR), Wilford (SW).

RELAYS-440—San Jose (Foster, Phillips, Carmichael, Jackson) 39.9, Long Beach, Mt. San Antonio, Citrus, Santa Rosa, Hartnell; **MILE**—Long Beach (Sidney, Caesar, Lewis, Williams) 3:07.07, San Jose, Mt. San Antonio, Foothill, Consumnes River, Compton.

